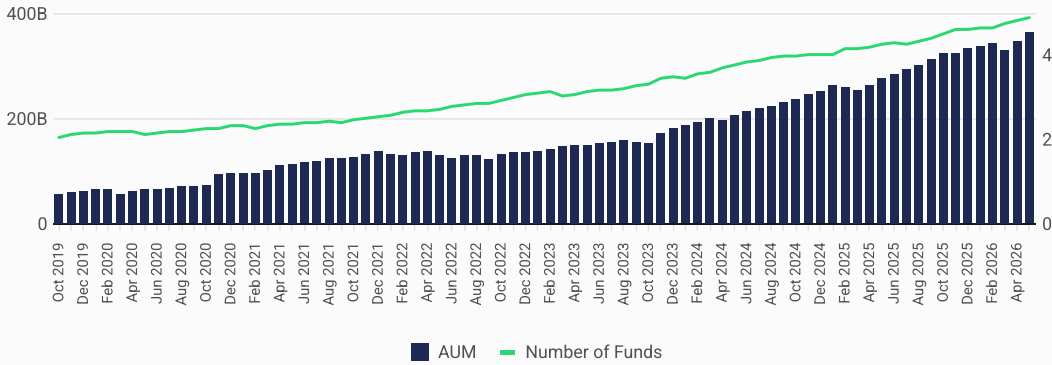


## Assets Under Management & Number of Funds Quoted



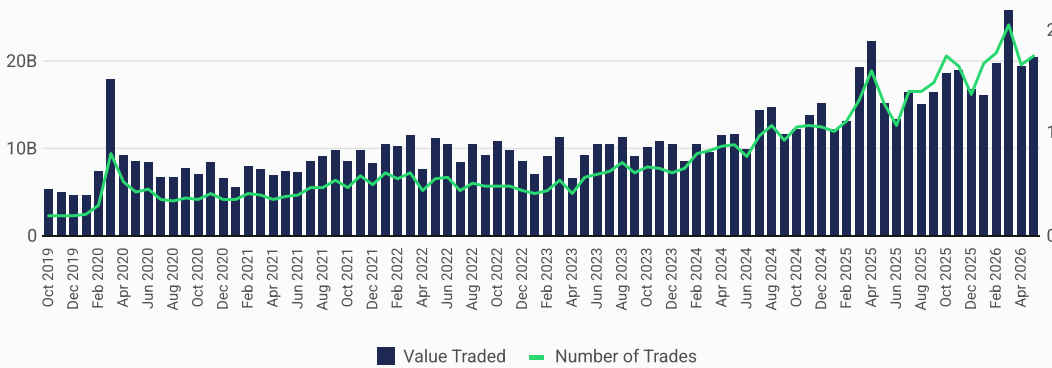
May, 2026

**Total Trading Market Share**  
27%

**Assets Under Management**  
\$364,391,543,769 ↑ 5.2% May vs Apr, 2026

**Number of Funds**  
488 ↑ 1.2% May vs Apr, 2026

## Value Traded & Number of Trades

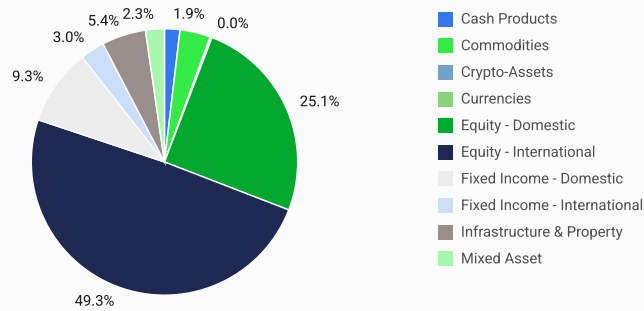


**Avg # of Transactions / Day**  
83,187 ↑ 0.8% May vs Apr, 2026

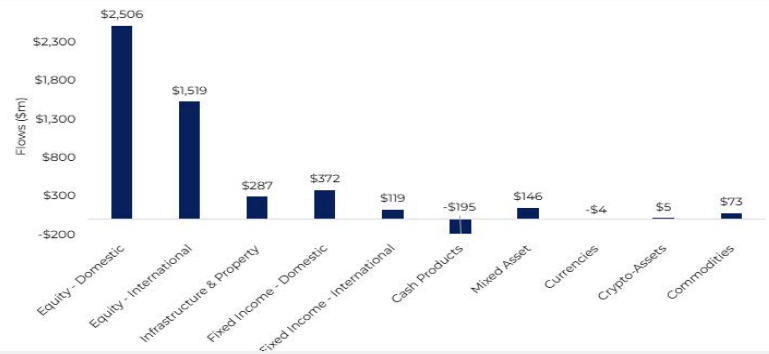
**Avg Daily Value**  
\$971,412,502 ↑ 0.1% May vs Apr, 2026

**Trading Days**  
21

## Assets Under Management by Asset Class



## Monthly Funds Flow by Asset Class



Asset Class	# of Funds	AUM	Avg Daily Transactions	Avg Daily Value
Cash Products	3	\$6,817,923,125	846	\$48,141,775
Commodities	13	\$13,535,764,905	4,452	\$62,422,412
Crypto-Assets	9	\$715,642,764	724	\$3,701,311
Currencies	3	\$89,461,490	51	\$546,775
Equity - Domestic	81	\$91,302,886,653	18,230	\$227,354,310
Equity - International	244	\$179,590,707,881	45,368	\$460,376,046
Fixed Income - Domestic	55	\$33,737,277,507	4,571	\$87,720,845
Fixed Income - International	44	\$10,747,813,245	1,519	\$29,227,428
Infrastructure & Property	20	\$19,438,745,454	2,565	\$39,833,943
Mixed Asset	15	\$8,313,113,427	5,146	\$14,797,804

**Issuer Summary**

Issuer	# of Funds	AUM	AUM Change	Funds Flow	Value Traded	Trades
Abrdn	1	\$1,750,985	\$184,628	\$0	\$18,432	53
AllianceBernstein	2	\$907,604,436	\$111,742,591	\$100,373,136	\$229,977	9
Alphinity	2	\$392,106,461	\$10,380,713	-\$14,734,037	\$2,731,942	78
Antipodes	2	\$487,814,198	\$20,661,055	\$7,246,295	\$18,299,522	1,155
Aoris Investment Management	2	\$286,835,952	\$13,080,408	-\$1,830,122	\$23,642,633	662
Ardea	1	\$157,380,890	-\$1,155,729	-\$2,573,536	\$7,137,966	712
Ausbil	4	\$958,078,339	-\$551,256	-\$17,164,975	\$1,792,714	125
Australian Ethical Investment Ltd	1	\$10,687,998	\$412,921	\$16,419	\$118,871	34
Avantis Investors	3	\$21,937,348	\$21,937,348	\$21,937,348	\$4,194,785	755
Barrow Hanley	1	\$503,372,950	\$30,617,678	\$13,662,321	\$20,726,409	1,522
Bell Asset Management	1	\$202,087,220	-\$13,101,550	-\$20,641,011	\$940,759	8
BetaShares	104	\$67,438,510,511	\$3,822,596,277	\$1,277,566,120	\$6,121,351,665	472,602
Candriam	1	\$183,356,543	\$14,833,454	\$1,124,509	\$31,684	3
Claremont	2	\$104,058,180	-\$784,456	-\$3,268,280	\$5,073,134	130
ClearBridge	3	\$3,255,919,514	-\$93,255,979	\$30,710,265	\$7,708,892	332
Coolabah	4	\$1,470,239,119	\$56,095,732	\$61,686,997	\$92,304,946	1,560
DigitalX	1	\$39,701,177	\$2,645,736	-\$2,309	\$1,280,396	492
Dimensional	6	\$18,703,850,289	\$720,367,553	\$138,870,053	\$65,160,552	3,535
ETF Shares	5	\$1,722,000	\$1,722,000	\$1,722,000	\$11,377,607	1,112
Ellerston Capital	1	\$38,809,469	\$4,732,968	-\$758,700	\$915,298	111
Elstree	1	\$48,424,711	-\$123,903	\$256,871	\$1,393,254	26
Fidelity	5	\$216,177,780	\$14,251,246	\$1,419,039	\$9,225,326	1,827
Firetrail	3	\$544,097,468	\$40,298,915	\$22,193,587	\$28,461,261	2,371
First Sentier	3	\$223,772,542	\$16,533,296	\$2,887,856	\$2,041,857	236
Franklin	3	\$1,380,057,213	\$4,262,697	-\$22,044,885	\$1,924,553	178
GCQ	2	\$282,822,667	\$30,209,586	\$13,316,750	\$29,091,189	894
Global X	51	\$16,520,424,927	\$658,167,568	\$323,093,778	\$2,070,976,386	181,085
Hejaz Asset Management	5	\$78,483,816	\$7,682,777	\$1,617,202	\$608,699	588
India Avenue	1	\$11,326,090	\$35,571	-\$324,000	\$1,294,020	73
InvestSMART	4	\$288,522,885	\$11,768,098	-\$852,032	\$5,283,471	528
Investors Mutual Limited	2	\$25,314,665	\$508,526	\$581,477	\$864,728	37
JPMorgan	14	\$439,312,981	\$16,542,907	\$10,270,072	\$42,039,659	4,379
Janus Henderson	4	\$399,579,339	\$3,142,711	\$4,694,951	\$19,906,371	578
K2	2	\$18,125,926	-\$5,125,121	-\$5,606,280	\$2,391,902	115
Kapstream	1	\$31,257,050	-\$75,002	\$0	\$1,245,996	34
L1 Capital	2	\$497,779,054	\$31,577,792	\$7,445,855	\$6,837,764	284
Lakehouse	1	\$209,904,322	-\$2,948,040	-\$3,634,660	\$1,774,833	386
Lanyon	1	\$151,415,421	\$5,500,689	-\$809,137	\$318,643	38
Lazard	1	\$3,106,235,578	\$115,610,339	\$59,472,322	\$28,280,187	839
Loftus Peak	2	\$858,595,215	\$101,566,874	-\$378,870	\$16,934,601	1,167
Loomis Sayles	1	\$39,153,515	\$3,269,919	\$635,428	\$921,080	67
Macquarie	8	\$2,050,009,491	\$153,921,725	\$129,795,170	\$199,392,507	6,578
Magellan	6	\$7,360,559,264	\$170,503,944	-\$218,672,393	\$212,163,919	6,422
Milford	1	\$20,604,044	-\$120,211	-\$193,055	\$625,558	152
Monochrome	2	\$147,588,966	\$10,089,954	\$145,539	\$11,092,179	1,756
Montaka	1	\$68,314,802	\$6,356,278	-\$45,340	\$39,595	18
Montgomery	1	\$130,099,210	\$9,772,206	-\$1,227,215	\$523,408	72
Morningstar	1	\$372,048,535	\$33,219,091	\$9,710,000	\$12,660,849	1,770
Munro	3	\$675,462,281	\$80,277,815	\$24,339,225	\$58,769,258	3,138
Muzinich	1	\$1,760,230	\$1,760,230	\$1,760,230	\$526,947	55
Nanuk	2	\$1,061,268,404	\$101,198,711	\$5,803,175	\$5,111,728	398
PIMCO	5	\$158,905,462	\$16,429,202	\$16,888,962	\$30,096,028	380
Paradice	1	\$66,571,247	\$2,091,041	\$175,787	\$569,165	30
Perennial	1	\$70,311,018	\$1,133,120	\$837,488	\$3,034,488	80
Perpetual Investment Management	2	\$282,345,428	\$11,291,759	\$10,989,256	\$14,780,856	336
Pinnacle	1	\$3,335,508,011	\$327,790,391	\$11,470,713	\$35,086,197	3,338
Platinum	2	\$377,358,323	\$22,100,596	-\$5,971,823	\$13,549,249	645
Plato	2	\$1,228,048,044	\$125,900,699	\$59,618,900	\$117,890,470	7,454
QuayStreet	2	\$1,099,041,753	-\$27,976,388	-\$53,760,077	\$546,487	15
Resolution	2	\$2,187,401,605	\$146,385,270	\$4,632,219	\$19,380,950	2,537
Russell Investments	6	\$1,443,209,350	\$5,547,995	-\$8,286,063	\$32,744,731	2,184
Savana	1	\$5,457,096	\$501,992	\$51,528	\$370,308	44
Schroder	5	\$454,996,498	\$10,329,414	\$6,271,967	\$16,732,084	539
Seed	1	\$44,139,939	\$5,715,891	\$5,608,662	\$17,379,004	270
Spheria	1	\$1,605,317	\$1,605,317	\$1,605,317	\$226,508	13
StateStreet	17	\$11,777,994,994	\$1,667,097,842	\$1,409,706,528	\$476,630,387	37,726
Switzer	2	\$412,351,474	\$22,164,855	\$1,829,186	\$12,408,695	1,390
T8	1	\$31,337,331	\$2,468,637	\$757,900	\$677,245	9
Talaria	2	\$3,031,378,496	-\$92,383,597	\$20,957,449	\$19,394,644	517
TenCap	1	\$4,351,422	\$131,861	\$0	\$312,546	27
The Perth Mint	1	\$2,498,063,701	-\$102,589,922	-\$3,229,401	\$249,599,180	14,341
VanEck	52	\$32,299,919,709	\$1,224,992,560	\$343,977,296	\$2,072,811,553	143,926
Vanguard	36	\$95,170,177,044	\$4,589,118,751	\$1,775,749,676	\$4,740,666,770	554,067
Vaughan Nelson	1	\$47,442,813	\$2,956,235	\$674,871	\$1,192,401	63
Ziller	1	\$11,259,175	\$836,581	\$466,000	\$564,775	47
eInvest	3	\$95,961,411	-\$408,003	-\$425,254	\$2,699,444	510
iShares	56	\$57,796,220,467	\$3,335,849,617	\$814,198,519	\$3,274,316,062	263,610

## New Funds Issued

Fund Name	Code	AUM	Inflow Outflow	Listing Date	Listing Venue
Plato Global Shares Income Fund - Active ETF	PGI2	\$181,700,464	\$181,700,464	19-May-2026	ASX
Betashares Space Industry ETF	RCKT	\$49,275,000	\$49,275,000	12-May-2026	ASX
Global X S&P World X Australia Garp (Hedged) ETF	GHRP	\$1,014,000	\$1,014,000	12-May-2026	ASX
First Sentier Active Cash Fund Active ETF	FSCF	\$3,014,700	\$3,014,700	07-May-2026	ASX
Ausbil Active Sustainable Equity Fund - Active ETF	ASUS	\$412,849,175	\$412,849,175	04-May-2026	ASX
VanEck Diversified Growth Active ETF	VGRO	\$1,771,400	\$416,800	30-Apr-2026	ASX
VanEck Diversified Balanced Active ETF	VBAL	\$1,230,000	-\$102,500	30-Apr-2026	ASX
VanEck Diversified High Growth Active ETF	VHGR	\$2,845,800	\$1,581,000	30-Apr-2026	ASX
Betashares 2031 Fixed Term Corp Bond Active ETF	3IBB	\$1,012,400	\$0	30-Apr-2026	ASX
ETFS Global Lithium Miners ETF	VOLT	\$739,500	\$0	29-Apr-2026	ASX
ETFS Global Pure Play Copper Miners ETF	CPPR	\$5,956,500	\$4,873,500	29-Apr-2026	ASX
Spheria Australian Smaller Companies Active ETF	SPHX	\$1,812,827	\$232,052	15-Apr-2026	ASX
AB Global Strategic Core Equities Fund - Active ETF	SCOR	\$110,495,199	-\$637,163	14-Apr-2026	CXA
Muzinich Bdc Income Fund - Active ETF	BDCI	\$2,349,810	\$643,134	01-Apr-2026	ASX
Global X Humanoid Robotics ETF	HMND	\$3,294,000	\$2,196,000	30-Mar-2026	ASX
Bell Global Emerging Companies Class A Active ETF	BISM	\$177,349,792	-\$13,051,144	30-Mar-2026	ASX
Vanguard International Shares High Yield ETF	VIHY	\$40,105,200	\$4,485,450	25-Mar-2026	ASX

## Contact:

### CBOE AUSTRALIA PTY LTD

Level 23, Governor Phillip Tower    Email:    ListingsAU@cboe.com  
1 Farrer Place, Sydney                      Website: www.cboe.com.au  
NSW 2000 Australia

## About Cboe Australia

Cboe Australia is the securities and derivatives exchange transforming the Australian investment market through a focus on customers and innovation. Cboe Australia delivers easy, cost-effective access to local and global investment opportunities.

Copyright 2026, Cboe Australia Pty Ltd ("Cboe Australia") ACN 129 584 667. All rights reserved. Cboe is a registered trademark. Cboe Australia holds an Australian Market Licence and operates a financial market in Australia. While Cboe Australia has taken care preparing this document, to the extent permitted by law Cboe Australia makes no representations or warranties and excludes all liability (including for negligence) in connection with the same. This document is provided for informational purposes only. Under no circumstances is it to be used as a basis for, or considered as an offer to engage in any activity or purchase or sell any security, or as a solicitation or recommendation for the purchase, sale, or offer to purchase or sell any security.

# Australian Funds Report

Trading Days: 21

Month ending: Sunday, 31 May 2026

Ticker	Funds Name	Listing Exchange	Listing Date	MER (% p.a)	AUM (\$m)	AUM (\$m) Change	Funds Inflow / Outflow (\$m)	Value Traded (\$)	Transacted Volume	Number of Trades	Monthly Liquidity %	% Spread	Bid Depth (\$k)	Ask Depth (\$k)	Last	Year High	Year Low	1M Total Return	1Y Total Return	3Y Total Return
	<b>Equity - Domestic</b>																			
A200	Betashares Australia 200 ETF	ASX	2018-05-08	0.04	\$9,808.41	\$286.70	\$197.24	\$522,488,365	3,599,201	37,874	5.33%	0.02%	\$634.13	\$1,837.31	146.1	153.83	135.43	0.94%	6.77%	35.17%
A300	Global X Australia 300 ETF	ASX	2025-08-06	0.04	\$12.32	\$1.65	\$1.54	\$4,233,344	83,030	416	34.35%	0.10%	\$628.59	\$741.12	51.3	53.67	48.95	1.04%	0.00%	0.00%
AASF	Airlie Australian Share Fund - Active ETF	ASX	2020-06-04	0.78	\$887.43	-\$2.49	-\$42.83	\$13,515,454	3,532,036	366	1.52%	0.45%	\$1,343.56	\$1,627.79	3.92	4.11	3.53	4.53%	4.32%	26.59%
AEAE	Australian Ethical High Conviction Fund - Active ETF	CXA	2022-02-01	0.69	\$10.52	-\$0.15	\$0.02	\$118,871	12,822	34	1.13%	0.60%	\$450.50	\$457.60	9.27	11.05	9.01	-1.59%	-6.65%	8.10%
ALFA	VanEck Australian Long Short Complex ETF	ASX	2025-01-23	0.39	\$33.24	\$2.65	\$1.46	\$4,515,194	189,447	697	13.58%	0.24%	\$101.75	\$175.71	24.35	25	19.62	3.88%	12.25%	0.00%
AMVE	AB Managed Volatility Equities Fund - MVE Class - Active ETF	CXA	2021-04-06	0.55	\$808.34	\$1.10	-\$10.26	\$229,977	128,374	9	0.03%	0.33%	\$178.88	\$358.28	1.8	1.925	1.71	1.41%	-0.96%	15.82%
AQLT	Betashares Australian Quality ETF	ASX	2022-04-06	0.35	\$1,205.23	\$62.38	\$63.74	\$89,741,833	2,661,049	11,346	7.45%	0.05%	\$1,032.91	\$1,577.10	33.55	36	30.49	-0.12%	6.24%	52.91%
ASUS	Ausbil Active Sustainable Equity Fund - Active ETF	ASX	2026-05-04	0.59	\$412.85	\$412.85	\$412.85	\$127,964	6,952	6	0.03%	0.62%	\$1,785.83	\$1,829.10	18.33	18.77	17.89	0.00%	0.00%	0.00%
ATEC	Betashares S&P/ASX Australian Technology ETF	ASX	2020-03-05	0.48	\$575.86	\$17.58	\$11.26	\$83,106,740	3,882,173	8,490	14.43%	0.10%	\$1,100.18	\$844.57	21.45	33.46	18.665	1.13%	-28.84%	21.26%
AUMF	iShares Edge MSCI Australia Multifactor ETF	ASX	2016-10-14	0.3	\$146.46	\$3.38	\$0.00	\$4,306,048	112,730	630	2.94%	0.13%	\$386.57	\$253.44	38.59	41.01	35.67	2.36%	6.01%	42.75%
AUST	Betashares Managed Risk Aus Shares Complex ETF	ASX	2015-11-10	0.49	\$27.39	\$0.22	\$0.00	\$1,438,467	81,607	194	5.25%	0.28%	\$99.04	\$221.93	17.75	18.72	16.85	0.80%	5.10%	21.90%
AYLD	Global X S&P/ASX 200 Covered Call Complex ETF	ASX	2023-02-01	0.6	\$96.24	\$38.19	\$37.39	\$8,736,213	852,347	784	9.08%	0.23%	\$357.64	\$842.65	10.33	10.7	9.88	1.37%	9.92%	31.09%
BBOZ	Betashares Aus Equities Strong Bear Complex ETF	ASX	2015-04-20	1.38	\$178.87	-\$21.89	-\$19.92	\$158,844,512	7,130,818	6,338	88.80%	0.09%	\$2,292.29	\$2,026.18	22.13	26.42	19.77	-0.98%	-7.79%	-38.18%
BEAR	Betashares Australian Equities BEAR Complex ETF	ASX	2012-07-09	1.48	\$33.03	-\$2.47	-\$2.23	\$7,026,034	940,377	534	21.27%	0.18%	\$1,134.39	\$1,010.23	7.43	7.87	7.06	-0.67%	-1.85%	-13.60%
DACE	Dimensional Aus Core Equity Trust - Active ETF	ASX	2023-11-13	0.28	\$6,622.57	\$173.31	\$56.25	\$21,535,381	1,176,051	965	0.33%	0.15%	\$231.82	\$552.71	18.51	19.59	16.37	1.82%	11.38%	0.00%
DAVA	Dimensional Australian Value Trust - Active ETF	ASX	2024-08-19	0.34	\$1,435.26	\$21.48	\$17.86	\$6,761,507	215,508	433	0.47%	0.14%	\$255.24	\$841.32	31.37	33.99	26.3	0.26%	19.89%	0.00%
DIVI	Ausbil Active Dividend Income Fund - Active ETF	ASX	2025-09-08	0.85	\$553.27	\$11.36	\$4.02	\$1,123,021	100,940	84	0.20%	0.52%	\$524.92	\$874.01	11.22	11.85	10.6	1.79%	0.00%	0.00%
E200	State Street SPDR S&P/ASX 200 Esg ETF	ASX	2020-08-05	0.05	\$387.71	-\$3.89	\$0.00	\$1,960,504	72,711	366	0.51%	0.14%	\$1,978.10	\$1,538.23	26.92	28.97	25.87	-0.99%	5.45%	32.58%
EIGA	Perennial Income Generator Active ETF	ASX	2018-05-07	0.8	\$26.97	\$0.25	-\$0.18	\$906,585	246,319	248	3.36%	0.46%	\$377.37	\$107.72	3.73	3.91	3.54	2.12%	6.35%	23.62%
EQIN	Investors Mutual Equity Income Fund - Complex ETF	ASX	2025-09-01	0.9	\$22.45	\$0.17	\$0.40	\$517,799	137,645	26	2.31%	0.53%	\$362.39	\$366.86	3.74	4.02	3.7	-1.06%	0.00%	0.00%
EX20	Betashares Aus Ex-20 Portfolio Diversifier ETF	ASX	2016-10-07	0.25	\$649.59	\$11.71	\$4.44	\$60,057,862	2,735,772	2,285	9.25%	0.09%	\$1,032.70	\$1,995.14	22.18	24.97	20.45	1.14%	0.68%	23.20%
FAIR	Betashares Australian Sustainability Leaders ETF	ASX	2017-11-29	0.49	\$1,070.57	-\$36.17	-\$19.87	\$38,631,446	2,128,522	3,140	3.61%	0.10%	\$2,059.17	\$1,993.62	18.06	22.91	17.54	-1.47%	-14.24%	7.71%
FHCO	Fidelity Australian High Conviction Active ETF	ASX	2024-06-03	0.85	\$1.97	-\$0.02	\$0.00	\$101,299	12,822	94	5.14%	0.30%	\$205.60	\$229.64	7.82	9.72	7.49	-0.89%	-3.54%	0.00%
FIRE	Firetrail Alpha Plus Fund - Complex ETF	ASX	2026-03-04	0.90	\$11.10	\$3.43	\$3.21	\$5,534,564	493,591	321	49.84%	0.47%	\$192.68	\$405.42	11.45	11.63	10.4	2.78%	0.00%	0.00%
FSML	Firetrail Aust Small Companies Fund - Active ETF	ASX	2024-11-18	0.85	\$549.54	\$30.90	\$13.77	\$22,391,859	10,499,150	1,979	4.07%	0.56%	\$444.43	\$472.52	2.19	2.43	1.71	3.30%	16.44%	0.00%
G200	Betashares Wealthbuilder Aus200 Geared Complex ETF	ASX	2024-04-23	0.35	\$31.32	\$0.36	\$0.00	\$3,921,722	129,860	1,724	12.52%	0.13%	\$186.63	\$314.38	30.49	32.88	27.38	1.16%	6.81%	0.00%
GEAR	Betashares Geared Australian Equities Complex ETF	ASX	2014-05-02	0.8	\$568.79	\$33.34	\$25.44	\$167,820,491	4,837,984	8,996	29.50%	0.07%	\$1,123.45	\$1,096.74	35.09	39.18	30.26	1.47%	7.67%	56.03%
GGBL	Betashares Wealthbuilder Global Geared Complex ETF	ASX	2025-09-30	0.35	\$52.96	\$7.13	\$3.22	\$6,432,252	250,767	2,370	12.15%	0.20%	\$46.68	\$552.02	26.67	26.79	21.94	8.55%	0.00%	0.00%
GIVE	Perpetual Esg Australian Share Active ETF	ASX	2021-11-29	0.65	\$13.06	-\$0.01	-\$0.10	\$823,999	297,043	89	6.31%	0.36%	\$263.70	\$273.44	2.81	3.5	2.69	0.72%	-4.52%	20.19%
GMVW	VanEck Geared Australian Equal Weight Complex ETF	ASX	2024-02-29	0.35	\$39.24	\$0.29	\$0.00	\$4,813,972	130,718	793	12.27%	0.18%	\$555.33	\$763.60	37.28	45.21	33.38	0.76%	-3.68%	0.00%
GRNV	VanEck MSCI Australian Sustainable Equity ETF	ASX	2016-05-02	0.35	\$221.47	-\$10.46	-\$4.81	\$13,709,115	447,659	2,301	6.19%	0.10%	\$910.15	\$810.48	30.05	35.99	28.66	-2.44%	-7.30%	20.23%
GRPA	Global X S&P Australia Garp ETF	ASX	2025-10-02	0.25	\$2.07	\$0.06	\$0.00	\$425,467	16,795	26	20.53%	0.23%	\$417.65	\$270.49	25.91	25.91	23.85	2.74%	0.00%	0.00%
HVST	Betashares Aus Dividend Harvester Active ETF	ASX	2014-11-03	0.72	\$283.78	\$4.20	\$2.91	\$18,603,111	1,426,974	3,102	6.56%	0.13%	\$717.69	\$1,517.84	13.09	14.24	12.61	0.93%	1.84%	26.10%
HYLD	Betashares S&P Australian Shares High Yield ETF	ASX	2025-08-05	0.25	\$91.68	\$7.50	\$6.65	\$13,911,863	422,522	2,138	15.17%	0.07%	\$574.59	\$888.80	33.15	34.09	29.97	1.36%	0.00%	0.00%
IESG	iShares Core MSCI Australia Esg ETF	ASX	2021-06-04	0.09	\$467.74	\$9.58	\$10.93	\$31,401,091	1,028,596	1,646	6.71%	0.09%	\$2,478.99	\$3,518.83	30.36	33.93	28.59	-0.30%	-3.35%	25.93%
IHD	iShares S&P/ASX Div Opportunities Esg Screened ETF	ASX	2010-12-09	0.23	\$396.50	\$23.99	\$10.40	\$19,802,980	1,160,787	1,293	4.99%	0.10%	\$2,350.84	\$2,781.70	17.33	17.99	14.31	3.65%	21.84%	55.39%
IIGF	Intelligent Investor Eq Growth Fund Active ETF	ASX	2020-10-06	0.97	\$88.25	-\$0.62	-\$0.33	\$1,726,075	582,947	152	1.96%	0.58%	\$248.84	\$270.61	2.98	3.25	2.79	-0.33%	4.72%	13.89%

Global Equity & Fixed Income Fund Performance Dashboard - Q3 2024																				
Ticker	Funds Name	Listing Exchange	Listing Date	MER (% p.a)	AUM (\$m)	AUM (\$m) Change	Funds Inflow / Outflow (\$m)	Value Traded (\$)	Transacted Volume	Number of Trades	Liquidity & Spread		Market Depth		Volatility			Returns		
											Monthly Liquidity %	% Spread	Bid Depth (\$k)	Ask Depth (\$k)	Last	Year High	Year Low	1M Total Return	1Y Total Return	3Y Total Return
ILC	iShares S&P/ASX 20 ETF	ASX	2010-12-09	0.24	\$763.12	\$18.95	\$12.80	\$30,797,242	904,743	1,810	4.04%	0.07%	\$1,260.48	\$1,027.24	34.12	35.92	30.85	0.83%	11.05%	39.44%
IMLC	Iml Concentrated Aus Share Fund - Active ETF	ASX	2023-08-01	0.99	\$2.68	-\$0.36	-\$0.24	\$346,928	92,285	11	12.95%	0.52%	\$376.36	\$378.16	3.76	4.54	3.75	-3.84%	-9.53%	0.00%
IMPQ	Perennial Better Future Active ETF	ASX	2019-05-23	0.99	\$32.04	-\$0.32	-\$0.93	\$1,634,475	383,083	248	5.10%	0.78%	\$95.39	\$53.63	4.32	5.16	4.12	1.89%	-9.05%	-8.03%
INES	Intelligent Investor Eth Share Fund - Active ETF	ASX	2019-06-12	0.97	\$60.50	-\$4.24	-\$0.36	\$788,346	240,021	101	1.30%	0.52%	\$276.91	\$301.08	3.14	4	3.14	-5.99%	-12.76%	10.30%
INIF	Intelligent Investor Aus Eq Inc Fund - Active ETF	ASX	2018-06-19	0.97	\$68.55	-\$0.36	-\$0.60	\$1,187,523	404,124	119	1.73%	0.65%	\$351.14	\$343.23	2.95	3.12	2.6	0.34%	12.89%	18.81%
IOZ	iShares Core S&P/ASX 200 ETF	ASX	2010-12-09	0.05	\$8,688.72	\$162.37	\$79.04	\$456,717,218	13,105,656	32,478	5.26%	0.04%	\$2,675.90	\$2,214.19	35.13	37.04	32.65	0.98%	6.71%	34.52%
ISO	iShares S&P/ASX Small Ordinaries ETF	ASX	2010-12-09	0.55	\$132.98	\$3.81	\$1.62	\$5,864,030	1,105,951	504	4.41%	0.30%	\$1,017.13	\$2,257.95	5.39	6.11	4.67	1.70%	11.92%	31.55%
KSM	K2 Australian Small Cap Hedge Fund - Complex ETF	ASX	2015-12-15	1.31	\$3.67	\$0.03	\$0.00	\$1,957,444	852,833	90	53.37%	0.87%	\$395.06	\$501.03	2.3	2.74	2.22	0.88%	-2.25%	3.96%
LEVR	First Sentier Geared Australian Share Complex ETF	ASX	2025-05-15	0.95	\$121.67	\$3.00	\$2.13	\$1,905,264	1,388,717	225	1.57%	0.51%	\$159.44	\$362.44	1.375	1.78	1.245	0.73%	-11.03%	0.00%
M1DS	Paradice Australian Mid Cap Fund Active ETF	CSX	2025-11-05	0.9	\$66.68	\$0.28	\$0.18	\$569,165	91,173	30	0.85%	0.19%	\$124.18	\$310.64	6.25	7.25	5.82	0.16%	0.00%	0.00%
MFOA	Milford Australian Absolute Growth Complex ETF	ASX	2023-01-16	1.05	\$20.25	-\$0.35	-\$0.28	\$625,558	54,725	152	3.09%	0.23%	\$166.07	\$216.37	11.38	11.8	10.48	-0.35%	7.43%	14.10%
MQAE	Macquarie Core Australian Equity Active ETF	ASX	2024-05-15	0.03	\$1,098.17	\$67.86	\$47.52	\$93,587,211	7,967,096	3,264	8.52%	0.11%	\$686.58	\$4,499.17	11.88	12.52	10.71	1.97%	5.80%	0.00%
MTUM	Betashares Australian Momentum ETF	ASX	2024-07-24	0.35	\$193.95	-\$4.92	\$10.20	\$16,822,875	599,210	4,328	8.67%	0.11%	\$650.95	\$1,007.06	25.51	32	25.51	-7.61%	-8.18%	0.00%
MVB	VanEck Australian Banks ETF	ASX	2013-10-16	0.28	\$288.94	\$1.31	\$8.46	\$25,148,127	595,837	2,622	8.70%	0.09%	\$1,261.58	\$1,086.24	42.32	47.17	37.62	-2.49%	11.05%	71.50%
MVE	VanEck S&P/ASX Midcap ETF	ASX	2013-10-16	0.45	\$477.37	\$8.34	\$0.00	\$24,954,598	588,110	1,918	5.23%	0.23%	\$369.34	\$678.97	42.92	47.44	39.39	1.78%	5.03%	28.12%
MVOL	iShares Edge MSCI Australia Minimum Volatility ETF	ASX	2016-10-14	0.3	\$28.64	-\$0.04	\$0.00	\$1,141,104	32,437	107	3.98%	0.12%	\$679.38	\$1,099.88	34.91	37.25	33.5	-0.14%	4.39%	29.28%
MVR	VanEck Australian Resources ETF	ASX	2013-10-16	0.35	\$736.81	\$87.00	\$59.58	\$85,659,634	1,748,538	8,910	11.63%	0.06%	\$425.36	\$290.80	49.65	51.05	30.94	4.22%	53.65%	44.04%
MVS	VanEck Small Companies Masters ETF	ASX	2015-05-28	0.49	\$206.91	\$10.72	\$2.59	\$4,536,409	222,445	554	2.19%	0.25%	\$317.06	\$231.94	20.87	24.52	18.99	4.14%	6.75%	27.98%
MVW	VanEck Australian Equal Weight ETF	ASX	2014-03-06	0.35	\$3,193.80	\$36.53	\$13.85	\$104,448,374	2,764,492	9,341	3.27%	0.06%	\$597.61	\$1,120.60	37.86	40.77	35.79	0.72%	1.54%	23.81%
OZDF	State Street SPDR S&P/ASX 200 Finan Ex A-REIT ETF	ASX	2011-04-13	0.34	\$58.03	\$16.54	\$17.79	\$14,524,076	481,703	708	25.03%	0.08%	\$1,628.76	\$1,312.14	29.65	32.6	28.19	-3.01%	3.48%	65.67%
OZRE	State Street SPDR S&P/ASX 200 Resources ETF	ASX	2011-04-13	0.34	\$324.91	\$67.05	\$47.71	\$62,747,067	3,476,072	2,255	19.31%	0.12%	\$1,059.70	\$2,149.16	18.35	18.75	11.38	7.50%	56.99%	49.11%
OZXX	Global X Australia Ex Financials & Resources ETF	ASX	2023-04-13	0.25	\$6.19	-\$0.05	\$0.00	\$464,159	49,042	140	7.50%	0.21%	\$465.92	\$299.12	9.5	11.91	9.23	-0.73%	-12.53%	6.95%
QFN	Betashares Australian Financials Sector ETF	ASX	2010-12-15	0.34	\$132.98	\$53.49	\$55.87	\$38,630,117	2,206,405	1,376	29.05%	0.11%	\$1,894.07	\$2,321.00	17.46	19.5	16.35	-3.00%	3.50%	66.15%
QOZ	Betashares Ftse Rafi Australia 200 ETF	ASX	2013-07-11	0.4	\$1,176.33	\$67.60	\$57.00	\$66,433,522	3,515,176	8,153	5.65%	0.08%	\$1,552.70	\$2,668.94	19	20.01	16.11	0.96%	17.84%	47.24%
QRE	Betashares Australian Resources Sector ETF	ASX	2010-12-15	0.34	\$588.05	\$135.63	\$99.73	\$90,196,551	8,603,810	4,066	15.34%	0.15%	\$1,508.41	\$1,755.96	10.61	10.79	6.55	7.93%	57.47%	51.15%
RARI	Russell Investments Aus Responsible Investment ETF	ASX	2015-04-08	0.45	\$420.29	-\$3.09	\$2.20	\$2,848,816	97,336	299	0.68%	0.16%	\$1,259.99	\$576.85	29.28	33.17	28.38	-1.25%	-1.36%	30.83%
RDV	Russell Investments High Dividend Aus. Shares ETF	ASX	2010-05-14	0.34	\$330.13	-\$0.97	\$3.34	\$9,033,150	269,312	611	2.74%	0.13%	\$890.56	\$1,006.17	33.4	36.02	31.7	-1.30%	6.20%	37.00%
SFHY	SPDR S&P/ASX 50 ETF	ASX	2001-08-27	0.20	\$710.89	\$5.25	-\$1.91	\$17,062,173	223,611	1,062	2.40%	0.07%	\$693.81	\$620.13	76.57	80.08	71.77	1.02%	6.36%	34.36%
SMLL	Betashares Australian Small Companies Select ETF	ASX	2017-04-11	0.39	\$334.42	\$7.50	\$6.72	\$21,255,708	5,048,854	1,765	6.36%	0.39%	\$1,095.99	\$1,517.94	4.2	5.06	3.51	0.24%	12.44%	36.01%
SPHX	Spheria Australian Smaller Companies Active ETF	ASX	2026-04-15	1.1	\$1.81	\$0.21	\$0.23	\$307,360	28,188	19	16.95%	0.57%	\$166.04	\$521.40	10.95	11.27	10.62	-1.53%	0.00%	0.00%
SSO	State Street SPDR S&P/ASX Small Ordinaries ETF	ASX	2011-04-13	0.5	\$28.26	\$0.55	\$0.00	\$861,715	54,417	148	3.05%	0.18%	\$596.34	\$282.87	16.02	18.21	14.14	1.97%	10.78%	31.82%
STW	SPDR S&P/ASX 200 ETF	ASX	2001-08-27	0.05	\$6,474.26	\$85.16	\$23.57	\$228,059,939	2,927,899	12,152	3.52%	0.04%	\$1,645.56	\$2,274.09	78.55	82.71	73.11	0.96%	6.59%	34.50%
SWTZ	Switzer Dividend Growth Fund - Active ETF	ASX	2017-02-24	0.89	\$56.45	\$0.24	-\$0.22	\$860,022	354,398	157	1.52%	0.64%	\$410.66	\$369.14	2.44	2.55	2.32	1.20%	7.73%	16.36%
SYI	State Str SPDR MSCI Aus Select High Div Yield ETF	ASX	2010-09-29	0.2	\$646.25	\$17.51	\$24.27	\$38,606,203	1,272,405	9,166	5.97%	0.07%	\$493.06	\$893.20	30.34	32.02	28.16	-1.08%	11.70%	38.04%
TCAP	Ten Cap Alpha Plus Complex ETF	ASX	2025-11-24	0.97	\$4.35	-\$0.00	\$0.00	\$312,546	32,527	27	7.19%	0.21%	\$383.17	\$1,344.72	9.56	10.33	9.16	-0.10%	0.00%	0.00%
VAS	Vanguard Australian Shares Index ETF	ASX	2009-05-08	0.07	\$25,503.48	\$1,329.01	\$1,047.54	\$1,415,359,...	13,159,453	108,416	5.55%	0.02%	\$691.72	\$1,730.00	108.61	114.25	100.39	1.16%	6.92%	34.59%
VEETH	Vanguard Ethically Conscious Australian Shares ETF	ASX	2020-10-14	0.16	\$640.25	\$16.16	\$22.72	\$48,015,431	717,895	4,582	7.50%	0.08%	\$560.60	\$985.06	66.83	75	65.34	-1.05%	-0.84%	31.32%
VHY	Vanguard Australian Shares High Yield ETF	ASX	2011-05-26	0.25	\$7,484.28	\$298.80	\$199.97	\$407,991,218	4,890,292	43,792	5.45%	0.02%	\$263.71	\$790.64	84.02	86.19	71.46	1.38%	19.18%	49.79%
VLC	Vanguard MSCI Australian Large Companies Index ETF	ASX	2011-05-26	0.2	\$312.22	\$3.46	-\$1.79	\$11,931,140	134,427	2,096	3.82%	0.08%	\$1,008.55	\$735.40	89.27	93.02	80.06	1.70%	10.60%	39.86%
VSO	Vanguard MSCI Australian Small Companies Index ETF	ASX	2011-05-26	0.3	\$1,153.88	\$34.00	\$13.06	\$41,176,037	557,459	6,457	3.57%	0.08%	\$148.50	\$353.87	74.62	81.45	66.7	1.87%	12.44%	35.49%
XX20	First Sentier Ex-20 Australian Share Active ETF	ASX	2025-12-03	0.75	\$106.38	\$1.28	\$2.15	\$136,593	113,347	11	0.13%	0.55%	\$175.31	\$391.53	1.21	1.54	1.1	-0.82%	0.00%	0.00%
YMAX	Betashares Aus Top 20 Eq Yield Max Complex ETF	ASX	2012-11-26	0.76	\$662.93	\$2.80	\$3.69	\$48,142,864	6,547,690	4,916	7.26%	0.18%	\$785.10	\$1,095.24	7.41	8.04	7.22	0.51%	4.19%	25.03%
ZYAU	Global X S&P/ASX 200 High Dividend ETF	ASX	2015-06-12	0.24	\$95.74	\$1.47	\$0.00	\$7,450,236	721,808	1,196	7.78%	0.20%	\$1,221.59	\$1,183.63	10.39	10.97	8.59	1.56%	21.28%	47.53%
Equity - International																				
ACDC	Global X Battery Tech & Lithium ETF	ASX	2018-09-03	0.69	\$871.98	\$44.08	\$3.57	\$55,581,801	318,434	6,271	6.37%	0.17%	\$158.99	\$530.44	178.56	182.15	81.31	4.89%	108.10%	88.98%
ADEF	Apostle Dundas Gbl Eqty Fund - Class D Active ETF	ASX	2021-02-24	0.9	\$14.43	-\$0.06	-\$0.34	\$434,458	76,506	25	3.01%	0.32%	\$359.26	\$285.21	5.76	6.49	5.44	1.95%	-6.32%	20.48%
AGX1	Antipodes Global Value Active ETF	ASX	2018-11-07	1.1	\$395.36	\$8.45	\$3.93	\$10,335,879	1,499,518	739	2.61%	0.32%	\$84.32	\$136.17	6.93	7.24	6	1.17%	15.22%	55.52%
AINF	Global X Ai Infrastructure ETF	ASX	2025-04-30	0.57	\$143.74	\$35.37	\$29.89	\$41,936,154	2,295,440	6,400	29.17%	0.29%	\$23.62	\$723.93	18.68	19.06	10.1	5.06%	64.29%	0.00%
ALPH	Schroder Global Equity Alpha Fund - Active ETF	ASX	2024-12-09	0.65	\$9.60	\$0.11	\$0.00	\$359,313	33,060	20	3.74%	0.57%	\$55.05	\$63.76	11.03	11.59	9.85	1.19%	8.40%	0.00%
ARMR	Betashares Global Defence ETF	ASX	2024-10-04	0.55	\$246.53	\$14.75	\$1.24	\$20,591,012	872,926	5,433	8.35%	0.23%	\$27.77	\$106.71	24.89	29.58	21.07	5.82%	11.51%	0.00%
ASAO	Abrdn Sust Asian Opportunities Active ETF	ASX	2022-10-19	1.18	\$1.95	\$0.20	\$0.00	\$18,432	11,589	53	0.94%	0.35%	\$153.58	\$154.14	1.64	1.645	1.155	11.56%	41.20%	56.21%

Global Market Performance Dashboard - Q3 2024																					
Ticker	Funds Name	Listing Exchange	Listing Date	MER (% p.a)	AUM (\$m)	AUM (\$m) Change	Funds Inflow / Outflow (\$m)		Value Traded (\$)	Transacted Volume	Number of Trades	Monthly Liquidity		Bid Depth (\$k)	Ask Depth (\$k)	Last	Year High	Year Low	1M Total Return	1Y Total Return	3Y Total Return
							%	% Spread													
ASIA	Betashares ASIA Technology Tigers ETF	ASX	2018-09-21	0.67	\$1,520.86	\$330.83	\$8.92	\$117,248,216	5,747,513	22,618	7.71%	0.12%	\$52.75	\$139.97	22.31	22.59	10.28	27.05%	105.36%	216.20%	
ATOM	Global X Uranium ETF	ASX	2022-12-07	0.69	\$147.65	-\$2.19	\$3.79	\$20,630,474	796,619	3,520	13.97%	0.24%	\$27.04	\$74.03	25.25	31.64	13.63	-3.99%	47.43%	160.80%	
AVNG	Avantis Global Equity Active ETF	ASX	2026-04-01	0.45	\$7.87	\$0.57	\$0.25	\$571,349	52,294	61	7.26%	0.16%	\$431.43	\$1,088.60	11.14	11.16	10.28	4.40%	0.00%	0.00%	
AVSV	Avantis Global Small Cap Value Active ETF	ASX	2026-04-01	0.45	\$17.30	\$2.66	\$2.29	\$3,558,348	312,502	460	20.57%	0.15%	\$362.78	\$1,079.06	11.57	11.66	10.87	2.57%	0.00%	0.00%	
AVTE	Avantis Emerging Markets Equity Active ETF	ASX	2026-04-01	0.45	\$0.00	\$0.00	\$0.00	\$1,547,659	135,377	411	0.00%	0.12%	\$453.61	\$1,142.29	11.98	12.01	9.84	0.00%	0.00%	0.00%	
B1SM	Bell Global Emerging Companies Class A Active ETF	ASX	2026-03-30	1.34	\$177.35	-\$24.74	-\$13.05	\$940,759	141,105	8	0.53%	0.29%	\$400.34	\$395.88	6.68	7.09	6.66	-5.78%	0.00%	0.00%	
BAOR	Aoris Int Fund (Class B) (Unhedged) Active ETF	ASX	2023-05-01	1.1	\$130.75	-\$12.29	-\$12.96	\$16,803,285	7,995,747	468	12.85%	0.46%	\$172.47	\$215.16	2.14	2.74	2.01	0.47%	-12.12%	27.07%	
BBUS	Betashares Us Eqty Strong Bear Ccy H Complex ETF	ASX	2015-08-26	1.38	\$133.87	-\$21.86	-\$0.28	\$80,427,691	3,345,873	3,067	60.08%	0.08%	\$1,000.53	\$719.37	22.63	34.35	2.76	-13.86%	-42.42%	-74.86%	
BEMG	Betashares MSCI Emerging Markets Complex ETF	ASX	2025-08-25	0.35	\$145.51	\$45.90	\$36.15	\$38,487,622	1,059,950	3,266	26.45%	0.39%	\$18.67	\$544.59	38.03	40	29.39	9.79%	0.00%	0.00%	
BEST	ETFS Us Quality ETF	ASX	2025-11-19	0.29	\$19.64	\$1.15	\$0.00	\$22,869	1,903	9	0.12%	0.56%	\$74.75	\$44.62	12.47	12.71	9.94	0.00%	15.75%	0.00%	
BGBL	Betashares Global Shares ETF	ASX	2023-05-11	0.08	\$4,374.15	\$431.46	\$201.80	\$433,350,006	5,361,340	12,763	9.91%	0.04%	\$190.04	\$1,429.36	83.39	84	69.76	5.82%	14.98%	64.17%	
BNKS	Betashares Global Banks Currency Hedged ETF	ASX	2016-08-01	0.57	\$161.54	-\$18.30	-\$24.62	\$42,086,695	3,334,892	2,877	26.05%	0.21%	\$334.61	\$277.43	12.96	13.19	8.81	3.51%	36.81%	132.19%	
BUGG	Global X Cybersecurity ETF	ASX	2023-09-13	0.47	\$27.31	\$7.19	\$2.27	\$11,375,321	1,104,525	983	41.65%	0.26%	\$81.87	\$212.29	11.37	14.26	7.96	24.40%	-12.41%	0.00%	
CETF	VanEck Ftse China A50 ETF	ASX	2015-06-26	0.6	\$38.04	\$0.75	\$0.00	\$4,079,053	63,436	422	10.72%	0.44%	\$90.36	\$27.45	65.57	67.6	55.81	2.01%	16.34%	30.79%	
CFLO	Betashares Global Cash Flow Kings ETF	ASX	2023-11-16	0.4	\$28.47	\$1.46	\$0.00	\$4,847,683	260,505	535	17.03%	0.20%	\$113.62	\$203.05	19.07	19.75	17.24	5.42%	4.50%	0.00%	
CGHE	Claremont Global Fund (Hedged) Active ETF	ASX	2024-02-12	1.25	\$41.20	-\$7.99	-\$6.67	\$3,478,961	2,277,040	75	8.44%	0.34%	\$169.24	\$609.40	1.54	1.82	1.485	-2.69%	-15.38%	0.00%	
CGUN	Claremont Global Fund Active ETF	ASX	2024-02-12	1.25	\$51.07	-\$3.80	-\$2.41	\$1,594,174	1,188,994	55	3.12%	0.38%	\$532.06	\$997.91	1.35	1.87	1.31	-2.53%	-19.51%	0.00%	
CLDD	Betashares Cloud Computing ETF	ASX	2021-02-24	0.67	\$39.56	\$7.68	\$2.53	\$8,984,373	733,829	1,317	22.71%	0.26%	\$44.42	\$55.05	12.65	14.58	9.62	16.16%	-8.53%	16.06%	
CLNE	VanEck Global Clean Energy ETF	ASX	2021-03-10	0.65	\$103.40	\$13.62	\$0.00	\$13,249,910	1,317,624	2,688	12.81%	0.35%	\$27.75	\$32.68	10.93	10.99	5.3	15.17%	91.64%	28.34%	
CNEW	VanEck China New Economy ETF	ASX	2018-11-09	0.95	\$100.59	\$4.32	\$4.80	\$13,100,262	1,608,908	1,403	13.02%	0.45%	\$26.35	\$27.58	8	8.58	6.62	-0.50%	16.28%	10.67%	
CORE	Schroder Global CORE FUND - Active ETF	ASX	2025-06-04	0.25	\$44.47	\$6.68	\$4.88	\$5,144,299	451,612	125	11.57%	0.18%	\$255.32	\$1,130.02	11.61	11.62	9.98	4.78%	0.00%	0.00%	
CPPR	ETFS Global Pure Play Copper Miners ETF	ASX	2026-04-29	0.39	\$5.96	\$5.00	\$4.87	\$7,468,477	716,529	571	125.38%	0.62%	\$26.64	\$64.89	10.83	11.38	9.48	12.81%	0.00%	0.00%	
CRYP	Betashares Crypto Innovators ETF	ASX	2021-11-04	0.67	\$214.17	\$35.48	-\$12.39	\$31,528,992	3,841,520	5,337	14.72%	0.23%	\$37.77	\$32.64	8.85	10.81	5.24	26.79%	36.79%	220.65%	
CURE	Global X S&P Biotech ETF	ASX	2018-11-12	0.45	\$41.34	\$2.29	\$0.00	\$2,894,078	45,781	588	7.00%	0.43%	\$68.85	\$58.48	64.19	65.96	40.17	5.85%	51.28%	47.36%	
DAOR	Aoris Int Fund (Class D) (Hedged) Active ETF	ASX	2023-05-01	1.15	\$142.47	-\$1.33	-\$2.88	\$6,839,348	3,688,950	194	4.80%	0.35%	\$542.17	\$363.56	1.875	2.02	1.7	1.08%	-3.60%	31.12%	
DFGH	Dimensional Global Core Eq Aud Hgd - Active ETF	ASX	2023-11-13	0.36	\$4,190.09	\$214.78	-\$7.46	\$16,086,010	359,416	778	0.38%	0.19%	\$166.23	\$330.32	45.52	45.52	33.52	5.59%	28.81%	0.00%	
DFND	VanEck Global Defence ETF	ASX	2024-09-12	0.65	\$288.06	-\$1.16	-\$3.69	\$27,936,944	784,017	5,431	9.70%	0.32%	\$43.30	\$114.37	36.93	45.47	31.48	0.87%	9.93%	0.00%	
DGCE	Dimensional Global Eq Trust Unhgd - Active ETF	ASX	2023-11-13	0.36	\$5,320.23	\$242.61	\$10.03	\$10,572,109	345,931	664	0.20%	0.20%	\$141.56	\$321.15	31.28	31.38	26.51	4.58%	15.18%	0.00%	
DGSM	Dimensional Global Small Company - Active ETF	ASX	2024-08-19	0.65	\$709.69	\$38.15	\$5.19	\$4,354,671	115,399	311	0.61%	0.30%	\$104.33	\$274.93	38.9	38.9	32.53	4.91%	15.81%	0.00%	
DGVA	Dimensional Global Value Trust - Active ETF	ASX	2024-08-19	0.45	\$1,181.72	\$65.38	\$6.52	\$5,850,874	202,119	384	0.50%	0.24%	\$96.76	\$261.51	29.75	29.92	24.08	5.27%	24.04%	0.00%	
DRGN	Global X China Tech ETF	ASX	2025-05-08	0.45	\$93.10	\$17.77	\$7.70	\$22,502,830	1,700,949	2,842	24.17%	0.28%	\$40.13	\$105.89	14	14.86	9.65	13.36%	40.99%	0.00%	
DRIV	Betashares Electric Vehicles and Ftr Mobility ETF	ASX	2021-12-15	0.67	\$18.85	\$1.24	\$0.00	\$2,765,977	234,473	1,222	14.67%	0.24%	\$23.82	\$82.77	12.31	12.47	8.38	7.04%	35.78%	47.60%	
DRUG	Betashares Global Healthcare Currency Hedged ETF	ASX	2016-08-08	0.57	\$162.63	\$3.06	-\$3.40	\$21,381,324	2,571,415	1,839	13.15%	0.20%	\$137.07	\$106.14	8.49	9.1	7.27	4.04%	12.91%	15.50%	
DTEC	Global X Defence Tech ETF	ASX	2024-10-09	0.50	\$130.60	\$2.99	\$0.85	\$15,025,139	920,612	2,832	11.51%	0.36%	\$21.11	\$88.46	16.96	21.5	14.4	1.68%	7.99%	0.00%	
EAFZ	Ellerston Asia Growth Fund Complex ETF	ASX	2023-06-08	0.75	\$41.98	\$3.17	-\$0.74	\$915,298	102,963	111	2.18%	0.23%	\$735.58	\$244.17	9.28	9.28	7.02	10.08%	33.91%	0.00%	
EMKT	VanEck MSCI Multifactor Em Markets Equity ETF	ASX	2018-04-12	0.69	\$780.19	\$133.88	\$24.41	\$63,104,088	1,694,864	7,961	8.09%	0.19%	\$25.94	\$714.12	40.39	41.01	26.21	16.94%	49.66%	104.12%	
EMXC	iShares MSCI Emerging Markets Ex China ETF	ASX	2024-06-13	0.25	\$495.49	\$66.81	\$5.11	\$27,873,808	698,224	2,560	5.63%	0.35%	\$45.14	\$220.19	42.6	42.6	26.21	14.39%	55.96%	0.00%	
ERTH	Betashares Climate Change Innovation ETF	ASX	2021-03-11	0.65	\$90.16	\$6.72	\$1.13	\$3,632,724	327,669	1,268	4.03%	0.25%	\$76.24	\$51.45	11.32	11.5	8.53	6.69%	24.07%	14.03%	
ESGI	VanEck MSCI International Sustainable Equity ETF	ASX	2018-03-08	0.55	\$229.10	\$10.58	\$0.00	\$10,077,263	293,176	1,434	4.40%	0.16%	\$156.87	\$241.22	34.43	39	31.65	4.84%	-3.06%	34.86%	
ESPO	VanEck Video Gaming and Esports ETF	ASX	2020-09-10	0.55	\$76.40	-\$2.50	\$0.00	\$4,386,299	290,932	867	5.74%	0.39%	\$57.84	\$15.63	14.95	22.35	14.83	-3.17%	-18.00%	59.15%	
ESTX	Global X Euro Stoxx 50 ETF	ASX	2016-07-21	0.35	\$455.10	\$24.16	\$0.00	\$22,887,395	214,366	1,990	5.03%	0.14%	\$82.36	\$253.45	110.01	115.74	98.02	5.61%	5.83%	45.23%	
ETHI	Betashares Global Sustainability Leaders ETF	ASX	2017-01-09	0.59	\$3,693.25	\$149.50	-\$17.59	\$92,429,543	5,951,943	9,695	2.50%	0.09%	\$260.59	\$131.25	15.99	16.98	14.32	4.72%	3.59%	39.52%	
EXUS	Betashares Global Shares Ex Us ETF	ASX	2025-11-10	0.14	\$83.22	\$16.97	\$13.93	\$21,059,521	585,757	3,324	25.31%	0.18%	\$45.10	\$471.02	36.66	37.5	32.91	4.59%	0.00%	0.00%	
F100	Betashares Ftse 100 ETF	ASX	2019-07-16	0.45	\$418.52	\$6.49	\$0.00	\$28,655,088	1,941,922	3,099	6.85%	0.15%	\$364.38	\$460.31	14.83	15.74	13.45	1.58%	8.86%	47.04%	
FANG	Global X FANG+ ETF	ASX	2020-03-02	0.35	\$1,757.60	\$206.55	\$33.33	\$231,276,869	6,635,686	15,090	13.16%	0.06%	\$87.57	\$119.37	37.03	38.58	28	11.17%	17.37%	121.74%	
FASI	Fidelity Asia Active ETF	ASX	2024-05-31	1.16	\$30.45	\$2.95	\$1.48	\$2,357,077	202,466	218	7.74%	0.33%	\$62.24	\$59.37	11.82	12.55	10.47	5.35%	11.92%	0.00%	
FCAP	Fidelity Global Future Leaders Active ETF	ASX	2024-05-31	1.1	\$7.36	\$0.23	\$0.00	\$506,279	43,922	104	6.87%	0.27%	\$57.05	\$46.87	11.75	12.35	10.19	3.25%	1.01%	0.00%	
FEMX	Fidelity Global Emerging Markets Active ETF	ASX	2018-11-05	0.99	\$191.05	\$17.63	\$1.28	\$5,987,388	774,633	1,242	3.13%	0.38%	\$46.80	\$41.51	8.01	8.07	6.21	9.43%	25.11%	38.61%	
FHNG	Global X Fang+ (Currency Hedged) ETF	ASX	2024-07-05	0.38	\$143.53	\$10.15	-\$7.18	\$64,140,582	4,751,312	3,008	44.69%	0.34%	\$411.84	\$364.28	14.35	14.5	10.36	12.99%	29.82%	0.00%	
FIIN	Fidelity India Active ETF	ASX	2024-05-31	1.2	\$6.12	-\$0.02	\$0.00	\$273,284	37,309	169	4.47%	0.35%	\$34.31	\$31.12	7.4	11	7.11	-0.27%	-20.96%	0.00%	
FOOD	Betashares Glb Agriculture Comp Currency Hdgd ETF	ASX	2016-08-04	0.57	\$79.58	-\$0.01	\$1.67	\$9,203,060	1,088,117	2,154	11.56%	0.25%	\$33.71	\$25.08	8.34	8.92	6.37	-2.11%	23.58%	30.96%	

Global Investment Portfolio Performance Dashboard - Q3 2024																					
Ticker	Funds Name	Listing Exchange	Listing Date	MER (% p.a)	AUM (\$m)	AUM (\$m) Change	Funds Inflow / Outflow (\$m)		Value Traded (\$)	Transacted Volume	Number of Trades	Monthly Liquidity		Bid Depth (\$k)	Ask Depth (\$k)	Last	Year High	Year Low	1M Total Return	1Y Total Return	3Y Total Return
							%	% Spread													
FRGG	Franklin Global Growth Fund - Active ETF	ASX	2024-04-15	0.90	\$170.63	-\$24.65	-\$21.53	\$15,602	8,456	13	0.01%	0.43%	\$182.88	\$550.64	1.845	2.56	1.67	-1.60%	-9.18%	0.00%	
FTEC	Global X Fintech & Blockchain ETF	CXA	2021-10-14	0.69	\$4.52	\$0.20	\$0.00	\$222,495	22,666	84	4.92%	0.48%	\$95.29	\$89.78	10.26	13.21	8.92	4.69%	-8.80%	46.79%	
FUEL	Betashares Global Energy Comp Currency Hedged ETF	ASX	2016-06-20	0.57	\$258.65	-\$21.66	-\$9.31	\$37,693,849	4,303,488	5,441	14.57%	0.18%	\$259.83	\$97.24	8.46	9.17	5.81	-4.41%	42.56%	56.60%	
FUTR	Janus Henderson Global Sustainable Eq Active ETF	ASX	2021-09-22	0.8	\$2.16	\$0.05	\$0.00	\$331,184	8,634	30	15.34%	0.41%	\$37.12	\$27.16	38.94	40.23	34.46	2.61%	6.35%	45.30%	
GAME	Betashares Video Games and Esports ETF	ASX	2022-02-09	0.57	\$21.76	-\$2.58	-\$1.35	\$4,467,599	321,225	1,564	20.53%	0.27%	\$38.35	\$12.99	13.51	21.37	13.51	-5.06%	-21.69%	45.38%	
GARP	Global X S&P World Ex Australia GARP ETF	ASX	2024-09-26	0.30	\$144.46	\$8.13	\$3.80	\$21,695,976	1,747,042	1,248	15.02%	0.15%	\$107.78	\$945.66	12.67	13.74	11.3	3.18%	7.92%	0.00%	
GCQF	Gcq Global Equities Complex ETF	ASX	2025-03-03	1.25	\$257.70	-\$11.13	-\$0.30	\$22,606,366	5,523,799	739	8.77%	0.26%	\$397.34	\$1,585.99	4.05	5.6	3.85	-4.03%	-20.80%	0.00%	
GDJ	VanEck Gold Miners ETF	ASX	2015-06-26	0.53	\$1,460.11	\$4.41	-\$3.76	\$155,950,613	1,231,609	16,874	10.68%	0.11%	\$36.24	\$31.04	125.43	175	69.58	0.56%	60.85%	169.91%	
GGUS	Betashares Geared Us Eqty Ccy Hedged Complex ETF	ASX	2015-08-18	0.8	\$426.93	\$46.51	-\$6.16	\$58,975,931	1,004,989	4,538	13.81%	0.06%	\$512.85	\$208.99	61.59	61.59	35.05	13.84%	58.85%	162.55%	
GHHF	Betashares Wealthbuilder All Gr Geared Complex ETF	ASX	2024-04-23	0.35	\$314.18	\$33.61	\$16.19	\$29,479,468	846,075	8,221	9.38%	0.12%	\$19.50	\$221.85	35.75	36	28.38	6.21%	20.04%	0.00%	
GHI	Ausbil Gbl Essential Infra Fund (Hdg) - Active ETF	ASX	2025-10-13	1	\$289.90	-\$0.01	-\$1.07	\$300,151	21,783	16	0.10%	0.54%	\$1,338.91	\$1,104.61	13.75	14.03	12.09	0.36%	0.00%	0.00%	
GHRP	Global X S&P World X Australia Garp (Hedged) ETF	ASX	2026-05-12	0.33	\$1.01	\$1.01	\$1.01	\$130,163	2,588	17	12.84%	0.27%	\$354.41	\$407.53	50.7	50.7	49.76	0.00%	0.00%	0.00%	
GLOB	Barrow Hanley Global Share Active ETF	ASX	2022-06-06	0.99	\$531.59	\$28.21	\$12.84	\$20,726,409	4,143,997	1,522	3.90%	0.20%	\$431.15	\$349.32	5.06	5.5	4.5	3.05%	10.62%	43.40%	
GMTL	Global X Rare Earth and Critical Metals ETF	ASX	2022-10-26	0.69	\$12.21	\$0.66	\$0.00	\$3,836,459	254,452	599	31.41%	0.34%	\$94.70	\$135.94	15.26	16.14	6.98	5.68%	110.83%	64.49%	
GNDQ	Betashares Wealthbuilder Nasdaq Geared Complex ETF	ASX	2024-10-15	0.50	\$77.18	\$12.36	\$1.98	\$11,920,052	318,805	2,349	15.44%	0.13%	\$207.80	\$701.76	39.56	39.64	25.35	16.01%	39.52%	0.00%	
GOAT	VanEck Morningstar International Wide Moat ETF	ASX	2020-09-10	0.55	\$61.53	\$6.33	\$4.05	\$3,130,771	119,280	609	5.09%	0.20%	\$85.16	\$280.38	27.02	30.49	25.29	4.12%	0.49%	21.55%	
GPEQ	VanEck Global Listed Private Equity ETF	ASX	2021-11-25	0.65	\$57.70	\$0.71	\$0.00	\$4,353,688	230,811	637	7.55%	0.24%	\$100.72	\$70.39	18.79	25.96	17.26	1.24%	-18.95%	28.70%	
GRIN	VanEck India Growth Leaders ETF	ASX	2025-04-24	0.75	\$14.75	\$0.20	\$0.00	\$619,824	33,993	96	4.20%	0.65%	\$42.47	\$97.91	18.4	22.45	16.77	1.38%	-13.32%	0.00%	
GSCF	Ausbil Global Smallcap Fund - Active ETF	ASX	2025-10-13	1.2	\$131.93	\$5.67	-\$0.40	\$369,542	20,319	25	0.28%	0.66%	\$1,537.90	\$1,820.67	18.53	18.72	16.21	4.81%	0.00%	0.00%	
GSUS	Candriam Sustainable Gbl Equity Fund - Active ETF	ASX	2025-10-29	0.55	\$191.21	\$7.85	\$0.89	\$31,684	2,357	3	0.02%	0.50%	\$1,297.73	\$1,340.82	13.66	13.79	12.17	3.80%	0.00%	0.00%	
GTUM	Betashares Global Momentum ETF	ASX	2026-02-03	0.35	\$9.06	\$2.06	\$1.16	\$4,411,407	197,657	1,292	48.71%	0.22%	\$98.45	\$498.16	23.22	23.87	18.18	12.88%	0.00%	0.00%	
GWTH	VanEck MSCI International Growth ETF	ASX	2025-08-28	0.40	\$15.41	\$0.98	\$0.00	\$723,219	35,990	116	4.69%	0.61%	\$89.00	\$254.69	20.54	22.2	17.36	6.76%	0.00%	0.00%	
GXAI	Global X Artificial Intelligence ETF	ASX	2024-04-10	0.57	\$265.60	\$52.43	\$8.07	\$27,895,317	1,697,810	4,324	10.50%	0.16%	\$56.22	\$199.22	17.94	17.95	11.34	20.81%	48.06%	0.00%	
H100	Betashares Ftse 100 Currency Hedged ETF	ASX	2023-10-25	0.48	\$19.03	\$1.81	\$1.36	\$921,890	68,182	168	4.84%	0.20%	\$482.48	\$277.02	13.59	14.02	11.32	2.64%	20.10%	0.00%	
HACK	Betashares Global Cybersecurity ETF	ASX	2016-09-01	0.67	\$1,457.71	\$269.72	-\$6.18	\$55,080,993	3,857,819	11,742	3.78%	0.12%	\$102.44	\$63.98	15.44	15.86	11.29	23.22%	5.62%	73.41%	
HETH	Betashares Global Sustainability Leaders Ch ETF	ASX	2020-07-22	0.62	\$719.55	\$39.51	\$3.28	\$13,014,212	811,720	1,364	1.81%	0.17%	\$288.07	\$358.34	16.41	16.51	13.87	5.33%	15.24%	50.60%	
HEUR	Betashares Europe Currency Hedged ETF	ASX	2016-05-12	0.56	\$88.01	\$3.57	-\$1.86	\$9,423,471	521,176	1,184	10.71%	0.17%	\$177.30	\$152.94	18.55	20.09	15	6.43%	16.23%	48.01%	
HGBL	Betashares Global Shares Currency Hedged ETF	ASX	2023-05-18	0.11	\$2,624.50	\$251.64	\$103.12	\$227,891,545	2,737,643	8,046	8.68%	0.04%	\$253.09	\$940.40	85.22	85.26	64.42	6.26%	27.41%	73.39%	
HGCQ	Gcq Global Equities Hedged Complex ETF	ASX	2026-03-02	1.25	\$19.61	\$5.62	\$6.02	\$6,484,823	1,263,611	155	33.07%	0.23%	\$487.03	\$1,486.70	5.12	5.38	4.81	-2.85%	0.00%	0.00%	
HGEN	Global X Hydrogen ETF	ASX	2021-10-07	0.69	\$58.71	\$4.43	-\$1.28	\$15,170,679	1,236,308	2,867	25.84%	0.32%	\$41.97	\$24.89	12.82	13.33	3.97	10.52%	187.34%	93.43%	
HHI	Hejaz High Innovation Active ETF	ASX	2024-04-30	1.55	\$9.58	\$0.00	\$0.00	\$31,738	36,641	52	0.33%	1.14%	\$272.82	\$260.93	0.86	1.07	0.775	0.00%	-11.34%	0.00%	
HJHI	Hejaz High Income Active ETF	ASX	2024-04-30	1.10	\$9.82	\$0.04	\$0.04	\$84,113	76,885	99	0.86%	0.96%	\$303.01	\$302.10	1.09	1.145	1.02	0.00%	3.08%	0.00%	
HJPN	Betashares Japan Currency Hedged ETF	ASX	2016-05-12	0.56	\$306.45	\$33.09	\$7.92	\$30,015,663	981,174	4,063	9.79%	0.14%	\$144.56	\$272.19	31.67	31.79	19.28	9.21%	54.33%	111.27%	
HLTH	VanEck Global Healthcare Leaders ETF	ASX	2020-09-10	0.45	\$49.42	\$1.52	\$0.00	\$3,007,562	274,116	774	6.09%	0.23%	\$45.48	\$36.12	11.09	13	10.7	3.16%	-2.97%	9.28%	
HMND	Global X Humanoid Robotics ETF	ASX	2026-03-30	0.57	\$3.29	\$2.27	\$2.20	\$2,994,657	54,812	494	90.91%	0.87%	\$80.15	\$199.40	54.9	58.16	46.91	6.83%	0.00%	0.00%	
HNDQ	Betashares Nasdaq 100 Currency Hedged ETF	ASX	2020-07-22	0.51	\$973.24	\$108.06	\$7.39	\$145,124,847	2,584,296	6,911	14.91%	0.06%	\$511.62	\$631.95	59.1	59.23	39.7	11.64%	39.49%	100.64%	
HQLT	Betashares Glb Qlty Leaders Currency Hedged ETF	ASX	2020-06-10	0.38	\$138.35	\$7.46	\$0.87	\$9,999,159	295,278	713	7.23%	0.19%	\$266.74	\$309.95	34.83	35.33	29.42	5.04%	15.55%	55.16%	
HQUS	Beta S&P 500 Equal Weight Currency Hedged ETF	ASX	2024-07-12	0.32	\$258.81	\$11.57	\$1.24	\$17,617,775	363,017	1,045	6.81%	0.18%	\$133.58	\$570.46	49.61	49.67	41.1	4.18%	18.26%	0.00%	
HUGE	ETFS Magnificent 7+ ETF	ASX	2025-11-19	0.29	\$25.16	\$3.76	\$2.01	\$865,355	66,807	132	3.44%	0.37%	\$41.85	\$163.85	13.42	13.69	9.92	0.00%	15.99%	0.00%	
HVLU	VanEck MSCI International Value (Aud Hedged) ETF	ASX	2023-11-09	0.43	\$117.31	\$43.36	\$30.50	\$33,606,343	753,927	1,469	28.65%	0.21%	\$59.99	\$154.44	46.92	46.94	27.35	17.39%	67.18%	0.00%	
HYGG	Hyperion Global Growth Companies Fund - Active ETF	ASX	2021-03-22	0.7	\$3,673.85	\$338.34	-\$11.35	\$35,086,197	5,440,979	3,338	0.96%	0.24%	\$272.26	\$171.74	6.85	7.82	5.51	10.48%	0.15%	83.16%	
IAA	iShares Asia 50 ETF	ASX	2008-09-10	0.29	\$1,697.18	\$266.51	-\$4.71	\$88,424,803	464,819	8,523	5.21%	0.29%	\$41.12	\$89.55	202.87	208	108.17	18.96%	77.72%	137.63%	
IACT	iShares U.S. Factor Rotation Active ETF	ASX	2025-06-11	0.45	\$307.03	\$24.71	\$9.39	\$13,291,827	461,237	1,535	4.33%	0.18%	\$75.70	\$207.88	29.33	29.84	25.27	5.43%	0.00%	0.00%	
IAEF	India Avenue Equity Fund Active ETF	CXA	2025-03-18	1.1	\$11.40	-\$0.25	-\$0.33	\$1,294,020	1,603,047	73	11.36%	0.80%	\$48.35	\$476.70	0.815	1.165	0.775	0.62%	-20.46%	0.00%	
IEM	iShares MSCI Emerging Markets ETF	ASX	2007-10-10	0.69	\$1,809.93	\$171.88	\$21.21	\$94,875,748	1,017,008	13,004	5.24%	0.08%	\$47.47	\$252.83	97.11	97.56	68.64	9.20%	37.44%	71.63%	
IEU	iShares Europe ETF	ASX	2007-10-10	0.58	\$1,128.80	\$50.64	\$3.32	\$37,943,131	382,865	3,446	3.36%	0.13%	\$189.91	\$458.14	101.33	105	91.37	4.39%	6.72%	41.99%	
IHO	iShares Global 100 Aud Hedged ETF	ASX	2014-12-18	0.43	\$805.82	\$84.85	\$35.31	\$59,261,828	236,859	1,699	7.35%	0.12%	\$305.09	\$689.90	255.84	256.8	175.2	6.87%	38.48%	92.40%	
IHQL	iShares MSCI World ex Australia Quality (AUD Hedged) ETF	CXA	2024-02-22	0.28	\$2.10	\$0.27	\$0.19	\$331,328	10,575	13	15.80%	0.27%	\$152.16	\$160.31	31.76	31.95	26.49	4.44%	20.86%	0.00%	
IHV	iShares S&P 500 Aud Hedged ETF	ASX	2014-12-18	0.1	\$4,042.77	\$301.85	\$57.66	\$240,089,594	3,581,709	12,337	5.94%	0.03%	\$1,114.36	\$1,350.44	68.87	68.87	51.28	6.53%	27.86%	77.25%	
IHW	iShares Core MSCI World Ex Aus Esg (Aud Hed) ETF	ASX	2016-04-28	0.13	\$1,037.93	\$63.30	\$7.36	\$51,663,093	789,612	2,944	4.98%	0.07%	\$333.64	\$376.89	66.87	67.44	50.48	5.74%	25.62%	70.46%	
IIND	Betashares India Quality ETF.	ASX	2019-08-06	0.8	\$174.59	-\$7.72	\$0.00	\$12,879,704	1,341,995	2,525	7.38%	0.70%	\$28.84	\$31.12	9.5	12.45	9.19	-4.23%	-21.14%	-2.05%	

Global Market Performance Dashboard - Q3 2024																				
Ticker	Funds Name	Listing Exchange	Listing Date	Fund Metrics			Trading Activity			Liquidity & Spread			Price Movement			Returns				
				MER (% p.a)	AUM (\$m)	AUM (\$m) Change	Funds Inflow / Outflow (\$m)	Value Traded (\$)	Transacted Volume	Number of Trades	Monthly Liquidity %	% Spread	Bid Depth (\$k)	Ask Depth (\$k)	Last	Year High	Year Low	1M Total Return	1Y Total Return	3Y Total Return
IISV	Intell Investor Select Value Shr Fund - Active ETF	ASX	2023-03-31	0.97	\$65.82	-\$0.17	\$0.62	\$1,581,527	476,712	156	2.40%	0.50%	\$247.98	\$323.77	3.32	3.84	3.14	-1.19%	-1.81%	40.99%
IJH	iShares S&P Mid-Cap ETF	ASX	2007-10-10	0.07	\$478.59	\$11.04	-\$6.91	\$18,459,773	362,297	1,713	3.86%	0.09%	\$180.67	\$135.29	51.94	52.56	44.31	3.84%	12.24%	43.11%
IJP	iShares MSCI Japan ETF	ASX	2007-10-10	0.5	\$1,515.50	\$132.50	\$29.52	\$114,745,714	908,404	8,665	7.57%	0.06%	\$446.63	\$553.33	130.15	133.21	109.21	7.45%	16.74%	52.18%
IJR	iShares S&P Small-Cap ETF	ASX	2007-10-10	0.07	\$822.12	\$12.58	-\$15.10	\$39,324,024	205,943	1,771	4.78%	0.09%	\$803.45	\$426.92	195.07	196.79	156.27	3.42%	19.69%	40.44%
IKO	iShares MSCI South Korea ETF	ASX	2007-11-15	0.45	\$196.62	\$55.11	\$13.11	\$60,743,582	226,914	6,093	30.89%	0.27%	\$25.16	\$37.55	298	300.1	89.76	29.68%	205.97%	203.84%
IMTM	iShares MSCI World ex Australia Momentum ETF	CXA	2024-02-16	0.25	\$20.78	\$1.78	\$0.00	\$5,071,591	143,989	73	24.40%	0.17%	\$129.39	\$128.65	36.46	36.85	29.57	9.36%	16.54%	0.00%
INCM	Betashares S&P Global High Dividend Aristocrat ETF	ASX	2018-10-22	0.45	\$94.16	\$1.77	-\$3.00	\$6,315,015	324,628	1,629	6.71%	0.16%	\$77.95	\$149.62	19.98	20.21	18.02	5.16%	11.95%	49.06%
IOO	iShares Global 100 ETF	ASX	2007-10-10	0.4	\$5,815.22	\$407.78	\$63.13	\$209,827,675	1,087,822	21,945	3.61%	0.04%	\$56.52	\$138.34	197.27	197.48	148.81	6.37%	25.71%	81.10%
IQLT	iShares MSCI World ex Australia Quality ETF	CXA	2024-02-16	0.25	\$19.33	\$1.59	\$0.92	\$914,906	30,344	40	4.73%	0.23%	\$254.44	\$271.77	30.68	31.26	27.77	3.79%	9.50%	0.00%
ISLM	Hejaz Equities Fund Active ETF	ASX	2022-10-17	1.89	\$51.73	\$3.23	-\$0.12	\$351,701	295,202	274	0.68%	0.84%	\$281.81	\$346.13	1.235	1.235	1.05	6.93%	16.82%	49.45%
ITEK	iShares Nasdaq Top 30 ETF	ASX	2022-08-17	0.55	\$9.60	\$1.00	\$0.00	\$979,062	28,456	217	10.20%	0.18%	\$26.74	\$72.71	36.86	36.86	27.57	11.63%	28.78%	46.07%
IVE	iShares MSCI EAFE ETF	ASX	2007-10-10	0.32	\$596.44	\$25.09	-\$3.20	\$14,436,007	101,328	1,250	2.42%	0.13%	\$156.97	\$217.48	145.42	148	131.22	4.95%	9.36%	43.61%
IVHG	iShares MSCI World ex Australia Value (AUD Hedged) ETF	CXA	2024-02-22	0.28	\$7.86	\$1.71	\$0.71	\$2,798,556	66,321	133	35.62%	0.17%	\$77.60	\$86.42	44.63	44.66	27.19	16.22%	82.47%	0.00%
IVLU	iShares MSCI World ex Australia Value ETF	CXA	2024-02-16	0.25	\$40.46	\$7.72	\$2.53	\$6,475,953	164,374	206	16.01%	0.22%	\$107.89	\$118.54	42.13	42.18	27.97	15.87%	48.26%	0.00%
IVV	iShares S&P 500 ETF	ASX	2007-10-10	0.04	\$13,797.34	\$1,033.24	\$287.04	\$736,541,147	10,735,969	70,512	5.34%	0.02%	\$1,144.22	\$2,090.34	70.43	70.51	57.76	5.85%	16.16%	67.92%
IWLD	iShares Core MSCI World Ex Australia Esg ETF	ASX	2016-04-28	0.09	\$1,671.11	\$87.56	\$7.60	\$81,658,818	1,206,085	6,314	4.89%	0.05%	\$206.67	\$451.60	69.07	69.74	58.26	5.05%	12.98%	60.10%
IXI	iShares Global Consumer Staples ETF	ASX	2009-03-11	0.41	\$135.17	-\$2.79	-\$5.15	\$10,341,111	108,836	949	7.65%	0.24%	\$71.88	\$46.82	95.35	104.23	91.3	1.71%	-5.81%	10.55%
IXJ	iShares Global Healthcare ETF	ASX	2009-03-11	0.41	\$1,327.95	\$60.06	\$2.74	\$45,754,361	356,558	8,407	3.45%	0.05%	\$57.53	\$76.01	131.53	153.2	124.74	4.52%	1.60%	8.54%
IZZ	iShares China Large-Cap ETF	ASX	2007-11-15	0.6	\$482.19	-\$6.30	\$11.35	\$41,218,070	814,859	6,199	8.55%	0.10%	\$69.35	\$88.62	48.82	63.14	48.12	-3.61%	-8.33%	31.97%
J100	Global X Japan Topix 100 ETF	ASX	2025-11-25	0.4	\$18.32	\$2.33	\$1.08	\$1,471,197	28,259	396	8.03%	0.24%	\$62.46	\$344.46	53.87	54.81	47	7.80%	0.00%	0.00%
JEGA	Jpm Global Equity Premium Income Complex ETF	ASX	2024-08-01	0.40	\$19.41	\$0.13	\$0.44	\$2,104,259	47,073	390	10.84%	0.35%	\$17.71	\$51.74	44	54.4	43.33	-0.36%	-9.05%	0.00%
JEME	Jpmorgan Em Research Enhanced Idx Eqty Active ETF	ASX	2025-11-03	0.35	\$19.94	\$7.28	\$5.94	\$10,152,840	129,257	146	50.93%	0.47%	\$99.65	\$317.89	84.83	85.06	68.54	10.64%	0.00%	0.00%
JEPI	Jpmorgan Equity Premium Income Active ETF	ASX	2022-11-10	0.4	\$160.89	-\$3.58	\$0.04	\$7,817,547	164,919	1,419	4.86%	0.22%	\$27.36	\$116.96	47.16	57.78	46.51	-1.54%	-3.34%	14.16%
JGLO	Jpmorgan Global Select Equity Active ETF	ASX	2024-04-26	0.47	\$6.14	\$0.11	\$0.00	\$168,200	2,917	118	2.74%	0.49%	\$27.68	\$181.84	58.4	61	53.23	1.88%	5.03%	0.00%
JHGA	Jpm Gbl Equity Premium Income Hedged Complex ETF	ASX	2024-08-01	0.4	\$7.83	-\$0.36	-\$0.23	\$498,742	10,365	59	6.37%	0.42%	\$22.05	\$64.24	47.37	52.7	47.37	-0.31%	1.31%	0.00%
JHLO	Jpmorgan Global Select Equity (Hedged) Active ETF	ASX	2024-04-26	0.55	\$4.66	\$0.44	\$0.31	\$469,339	7,620	18	10.07%	0.55%	\$50.03	\$283.21	62.17	62.41	53.39	2.98%	15.26%	0.00%
JHPI	Jpmorgan Equity Premium Income (Hedged) Active ETF	ASX	2023-05-25	0.4	\$8.56	-\$1.67	-\$1.50	\$2,533,281	50,497	60	29.60%	0.36%	\$72.33	\$114.81	50.1	53.15	49.19	-1.01%	6.79%	0.00%
JNDQ	Betashares Nasdaq Next Gen 100 ETF	ASX	2024-02-22	0.48	\$13.57	\$1.59	\$0.00	\$2,367,812	116,495	600	17.45%	0.22%	\$49.82	\$136.69	21.65	21.68	15.9	13.23%	30.82%	0.00%
JPEQ	Jpmorgan Us 100Q Equity Premium Income Active ETF	ASX	2023-05-25	0.4	\$91.34	\$6.86	\$4.27	\$8,233,694	138,280	1,172	9.01%	0.20%	\$14.95	\$41.97	60.6	68.38	55.52	3.89%	13.26%	0.00%
JPHQ	Jpmorgan Us 100Q Eq Prem Inc (Hedged) Active ETF	ASX	2023-05-25	0.4	\$12.05	-\$0.45	-\$0.94	\$2,321,768	37,636	173	19.26%	0.30%	\$40.33	\$76.23	63.12	63.21	53.56	4.75%	24.49%	0.00%
JREG	Jpmorgan Global Research En Index Eqty Active ETF	ASX	2022-11-10	0.3	\$65.78	\$3.00	\$0.00	\$2,637,936	31,224	403	4.01%	0.37%	\$159.64	\$139.43	86.51	87.06	73.92	4.78%	13.39%	58.08%
JRHG	Jpmorgan Global Research En In Eqty (H) Active ETF	ASX	2023-11-16	0.3	\$29.10	\$3.33	\$1.99	\$3,009,738	38,858	191	10.34%	0.38%	\$80.93	\$50.58	79.72	79.72	61.25	5.20%	25.43%	0.00%
L1HI	L1 Capital International (Hedged) Active ETF	ASX	2024-07-22	1.2	\$49.75	\$18.08	\$19.02	\$3,599,905	638,979	54	7.24%	0.69%	\$739.39	\$844.48	5.58	6.08	5.18	-2.96%	2.00%	0.00%
L1IF	L1 Capital International (Unhedged) Active ETF	ASX	2023-11-22	1.2	\$454.30	-\$11.81	\$0.27	\$3,237,859	537,245	230	0.71%	0.49%	\$347.13	\$531.07	6.01	7.02	5.76	-2.59%	-7.20%	0.00%
LHGG	Lakehouse Global Growth Fund Active ETF	ASX	2025-04-07	1.3	\$215.26	\$5.36	-\$2.74	\$1,774,833	1,131,057	386	0.82%	0.30%	\$135.57	\$418.53	1.615	2.83	1.48	3.86%	-30.90%	0.00%
LNAS	Global X Ultra Long Nasdaq 100 Complex ETF	ASX	2020-07-13	1	\$93.00	\$14.63	-\$7.13	\$91,724,641	5,284,669	2,493	98.62%	0.11%	\$1,748.22	\$2,135.70	18.77	18.77	8.34	27.77%	93.69%	194.46%
LNYN	Lanyon Investment Fund Active ETF	ASX	2024-08-01	1	\$152.31	\$0.90	-\$0.67	\$318,643	161,632	38	0.21%	0.29%	\$386.59	\$387.76	1.95	2	1.505	1.04%	29.04%	0.00%
LPGD	Loftus Peak Global Disruption Active ETF	ASX	2020-11-09	1.2	\$831.89	\$87.23	\$10.38	\$13,961,825	2,337,226	1,064	1.68%	0.35%	\$491.47	\$1,650.25	6.2	6.2	4.91	10.32%	22.35%	104.81%
LPHD	Loftus Peak Global Disruption Hedged Active ETF	ASX	2025-09-01	1.2	\$134.10	\$20.16	\$9.19	\$2,972,776	278,892	103	2.22%	0.23%	\$384.24	\$1,037.62	11.04	11.24	8.54	9.63%	0.00%	0.00%
LSGE	Loomis Sayles Global Equity Fund - Active ETF	ASX	2021-10-01	0.99	\$41.41	\$2.26	\$0.22	\$921,080	425,108	67	2.22%	1.18%	\$191.99	\$205.36	2.23	3.9	1.945	5.19%	1.63%	56.76%
MAET	Munro Global Growth Fund Complex ETF	ASX	2020-11-02	1.35	\$406.92	\$45.04	\$9.60	\$18,075,033	2,666,787	1,309	4.44%	0.31%	\$163.98	\$332.26	6.95	7.31	5.72	9.79%	19.84%	78.93%
MCCL	Munro Climate Change Leaders Fund Active ETF	ASX	2022-01-20	0.9	\$242.78	\$31.52	\$22.37	\$24,619,514	1,161,694	1,136	10.14%	0.25%	\$204.35	\$754.90	21.42	21.71	15.87	4.34%	33.57%	149.00%
MCGG	Munro Concentrated Global Growth Active ETF	ASX	2022-02-03	0.7	\$126.01	\$23.68	\$13.80	\$16,074,711	1,002,232	693	12.76%	0.31%	\$240.83	\$547.91	16.7	17.03	13.8	9.65%	20.58%	117.51%
MHG	Magellan Global Eq Fund (Currencyhgd) - Active ETF	ASX	2015-08-10	1.35	\$73.84	-\$20.10	-\$20.57	\$21,726,016	5,542,249	483	29.42%	0.35%	\$273.85	\$329.78	3.97	4.19	3.57	0.51%	5.53%	38.82%
MHOT	VanEck Morningstar Wide Moat (Aud Hedged) ETF	ASX	2023-11-09	0.52	\$27.97	\$0.85	\$0.00	\$1,422,318	10,345	83	5.09%	0.33%	\$674.08	\$677.23	139.27	147.18	126.42	3.14%	13.49%	0.00%
MIDS	Antipodes Global Smid Active ETF	ASX	2025-11-10	1.2	\$115.39	\$14.49	\$9.82	\$7,963,643	809,065	416	6.90%	0.41%	\$89.69	\$326.75	9.96	9.99	8.63	4.62%	0.00%	0.00%
MKAX	Montaka Global Extension Fund - Complex ETF	ASX	2020-06-24	1.25	\$68.79	\$0.47	\$0.01	\$39,595	13,252	18	0.06%	0.56%	\$286.51	\$348.30	3.01	4.6	2.71	0.67%	-10.38%	50.35%
MNRS	Betashares Global Gold Miners Currency Hedged ETF	ASX	2016-07-29	0.57	\$243.94	-\$8.83	-\$10.81	\$51,054,093	3,244,453	6,465	20.93%	0.20%	\$113.80	\$140.89	15.44	21.69	7.83	0.78%	78.44%	184.74%
MOAT	VanEck Morningstar Wide MOAT ETF	ASX	2015-06-26	0.49	\$919.23	\$22.48	-\$6.04	\$37,235,910	316,102	4,054	4.05%	0.10%	\$116.50	\$141.95	120.72	135.49	114.52	3.18%	4.15%	24.99%
MOGL	Montaka Global Fund - Active ETF	ASX	2017-12-20	1.32	\$131.02	\$0.92	-\$0.40	\$523,408	132,610	72	0.40%	0.51%	\$611.17	\$152.66	3.98	5.17	3.6	1.02%	-8.75%	44.09%
MQEG	Macquarie Core Global Equity Active ETF	ASX	2024-05-15	0.08	\$171.34	\$16.20	\$8.22	\$17,623,059	1,319,397	737	10.29%	0.19%	\$151.42	\$246.63	13.7	13.74	11.18	5.14%	16.87%	0.00%

Ticker	Funds Name	Listing Exchange	Listing Date	MER (% p.a)	AUM (\$m)	AUM (\$m) Change	Funds Inflow / Outflow (\$m)	Value Traded (\$)	Transacted Volume	Number of Trades	Monthly Liquidity %	% Spread	Bid Depth (\$k)	Ask Depth (\$k)	Last	Year High	Year Low	1M Total Return	1Y Total Return	3Y Total Return
MQHG	Macquarie Core Global Equity (Hedged) Active ETF	ASX	2025-12-04	0.18	\$15.62	\$5.07	\$4.46	\$5,227,680	477,599	179	33.46%	0.26%	\$122.41	\$152.50	11.16	11.16	9.46	5.78%	0.00%	0.00%
MQWS	Macquarie Walter Scott Global Equity Active ETF	ASX	2023-11-22	1.28	\$26.80	\$0.70	\$0.09	\$1,452,311	169,895	90	5.42%	0.41%	\$60.33	\$108.56	8.71	11.1	8.07	2.35%	-2.77%	0.00%
MSTR	Morningstar International Shares Active ETF	ASX	2019-11-12	0.39	\$404.07	\$32.02	\$8.26	\$12,660,849	1,256,216	1,770	3.13%	0.29%	\$69.69	\$111.86	10.33	10.88	8.5	6.39%	20.02%	45.16%
NDIA	Global X India Nifty 50 ETF	ASX	2019-06-21	0.69	\$179.45	\$3.46	\$1.80	\$12,916,549	217,269	2,527	7.20%	0.38%	\$54.11	\$101.55	60.11	79.99	57.73	0.94%	-21.53%	-0.63%
NDQ	Betashares Nasdaq 100 ETF	ASX	2015-05-26	0.48	\$8,964.13	\$908.33	\$31.11	\$585,726,935	9,879,640	63,793	6.53%	0.03%	\$874.17	\$980.31	62.22	62.26	45.56	10.89%	27.18%	88.78%
NNUK	Nanuk New World Fund Active ETF	ASX	2022-03-21	1.1	\$922.54	\$74.96	\$1.76	\$2,963,026	1,294,514	309	0.32%	0.82%	\$171.91	\$173.73	2.39	2.39	1.935	8.64%	25.13%	66.02%
NNWH	Nanuk New World Fund (Currency Hedged) Active ETF	ASX	2024-09-30	1.1	\$236.98	\$23.29	\$2.00	\$2,148,702	1,448,909	89	0.91%	0.78%	\$135.86	\$104.85	1.545	1.545	1.09	9.96%	39.31%	0.00%
OPPT	Magellan Global Opportunities Fund - Active ETF	ASX	2021-08-31	0.75	\$303.23	-\$4.32	-\$5.27	\$7,795,899	4,890,468	551	2.57%	0.43%	\$623.71	\$310.57	1.62	1.885	1.5	0.31%	-2.94%	35.43%
PAXX	Platinum Asia Fund Complex ETF	ASX	2017-09-14	1.1	\$316.89	\$14.14	-\$4.69	\$9,697,288	1,480,610	477	3.06%	0.40%	\$976.17	\$370.63	6.66	6.72	4.69	6.22%	37.94%	62.52%
PGA1	Plato Global Alpha Fund Complex ETF	ASX	2024-11-25	0.88	\$1,376.85	\$148.80	\$88.07	\$117,890,470	8,319,898	7,454	8.56%	0.10%	\$114.60	\$495.38	14.43	15.54	10.76	4.95%	25.17%	0.00%
PGI2	Plato Global Shares Income Fund - Active ETF	ASX	2026-05-19	0.85	\$181.70	\$181.70	\$181.70	\$22,313,813	2,056,166	499	12.28%	0.17%	\$197.01	\$692.64	11	11.01	10.73	0.00%	0.00%	0.00%
PIXX	Platinum International Fund Active ETF	ASX	2017-09-14	1.1	\$70.16	-\$4.44	-\$2.86	\$3,851,961	759,363	168	5.49%	0.57%	\$895.57	\$307.81	5.08	5.88	4.81	-2.12%	0.71%	7.87%
QHAL	VanEck MSCI International Quality (Aud Hedged) ETF	ASX	2019-03-25	0.43	\$2,555.62	\$129.34	\$0.00	\$121,274,974	2,152,226	6,591	4.75%	0.06%	\$81.53	\$597.39	57.3	58	45.6	5.33%	22.70%	62.19%
QHSM	VanEck MSCI Intl SML Comp Quality (Aud Hedged) ETF	ASX	2023-11-09	0.62	\$278.72	\$14.01	\$5.13	\$16,545,059	494,410	1,516	5.94%	0.29%	\$113.74	\$146.53	34.19	34.43	27.87	3.36%	17.80%	0.00%
QLTY	Betashares Global Quality Leaders ETF	ASX	2018-11-07	0.35	\$980.97	\$61.53	\$21.88	\$63,661,097	2,008,335	5,858	6.49%	0.09%	\$133.59	\$207.69	32.42	34.49	29.58	4.31%	3.22%	44.08%
QMAX	Betashares Nasdaq 100 Yield Maximiser Complex ETF	ASX	2022-10-07	0.68	\$32.90	\$1.39	\$0.01	\$3,199,434	110,649	958	9.72%	0.27%	\$55.71	\$251.90	29.84	31.11	26.65	5.06%	16.33%	50.46%
QMIX	State Street SPDR MSCI World Quality Mix ETF	ASX	2015-09-14	0.18	\$410.06	\$22.07	\$7.11	\$13,065,816	373,754	1,611	3.19%	0.15%	\$119.16	\$950.79	35.54	36	31.51	3.86%	10.03%	48.89%
QNDQ	Betashares Nasdaq 100 Equal Weight ETF	ASX	2024-02-22	0.48	\$19.80	\$1.57	\$0.00	\$660,673	37,888	166	3.34%	0.22%	\$134.89	\$81.78	18.19	18.19	15.27	8.60%	14.06%	0.00%
QSM1	VanEck MSCI Intl Small Companies Quality ETF	ASX	2021-03-10	0.59	\$1,585.14	\$58.86	\$6.49	\$44,788,433	1,436,578	5,893	2.83%	0.08%	\$66.17	\$106.00	31.65	33.5	28.29	3.43%	6.44%	44.75%
QUAL	VanEck MSCI International Quality ETF	ASX	2014-10-31	0.4	\$8,502.28	\$457.08	\$52.79	\$240,765,132	3,937,632	13,457	2.83%	0.06%	\$105.96	\$412.03	62.49	63.5	54.91	5.03%	11.05%	53.07%
QUS	Betashares S&P 500 Equal Weight ETF	ASX	2014-12-19	0.29	\$1,034.60	\$38.91	\$0.00	\$87,745,068	1,665,318	5,129	8.48%	0.09%	\$132.59	\$190.30	53.97	55.26	49.33	3.91%	7.51%	37.76%
QYLD	Global X Nasdaq 100 Covered Call Complex ETF	ASX	2023-02-01	0.6	\$24.31	\$1.41	\$1.12	\$2,653,106	244,067	539	10.92%	0.48%	\$35.61	\$64.92	10.97	11.74	10.46	2.24%	10.43%	25.18%
R3AL	Clearbridge Real Income Fund - Active ETF	ASX	2025-01-28	0.85	\$471.78	\$1.51	\$0.00	\$322,602	206,095	59	0.07%	0.41%	\$76.58	\$308.83	1.565	1.7	1.5	0.32%	3.45%	0.00%
RBTZ	Betashares Global Robotics & Artificial Intell ETF	ASX	2018-09-14	0.57	\$328.71	\$22.94	\$1.59	\$20,072,904	1,266,605	5,466	6.11%	0.15%	\$147.18	\$104.41	15.94	16.61	12.9	6.98%	15.91%	32.10%
RCAP	Resolution Cap Global Prop Sec Fund - Active ETF	ASX	2022-02-22	0.8	\$2,189.74	\$29.88	\$6.21	\$16,038,787	8,691,034	2,290	0.73%	0.38%	\$354.13	\$107.79	1.845	1.91	1.6	1.10%	13.66%	31.48%
RCKT	Betashares Space Industry ETF	ASX	2026-05-12	0.57	\$49.28	\$49.28	\$49.28	\$53,710,536	3,275,967	10,835	109.00%	0.29%	\$15.50	\$195.42	18.25	19	13.79	0.00%	0.00%	0.00%
RGOS	Russell Sust Global Opportunities Complex ETF	ASX	2024-04-16	0.95	\$35.75	\$2.08	\$0.69	\$2,022,441	90,887	94	5.66%	0.65%	\$399.42	\$351.25	22.84	23.13	20.31	4.15%	10.84%	0.00%
RIIF	Resolution Gbl Listed Infra Fund - Active ETF	ASX	2025-03-25	0.7	\$29.63	\$2.09	\$2.09	\$3,342,163	2,548,113	247	11.28%	0.66%	\$46.72	\$48.96	1.305	1.355	1.07	0.00%	21.63%	0.00%
ROBO	Global X ROBO Global Robotics & Automation ETF	ASX	2017-09-14	0.69	\$344.10	\$46.84	\$10.92	\$19,929,179	189,151	3,070	5.79%	0.25%	\$98.62	\$72.29	109.15	112.69	69.78	12.09%	41.24%	48.06%
ROYL	Betashares Global Royalties ETF	ASX	2022-09-13	0.69	\$88.49	\$11.77	\$6.57	\$9,588,783	730,630	2,413	10.84%	0.25%	\$52.82	\$64.87	13.86	15.32	11.29	7.25%	23.94%	74.82%
RSSL	Global X Russell 2000 ETF	ASX	2025-02-12	0.18	\$20.18	\$1.37	\$0.00	\$1,161,357	105,727	123	5.75%	0.39%	\$73.07	\$497.13	11.37	11.45	7.89	7.26%	28.99%	0.00%
S3GO	Firetrail S3 Global Opps Fund - Active ETF	ASX	2022-10-11	0.72	\$19.26	\$1.47	\$0.24	\$534,838	79,531	71	2.78%	0.37%	\$289.00	\$298.15	6.94	7.12	5.91	6.93%	17.52%	67.26%
SCOR	AB Global Strategic Core Equities Fund - Active ETF	CXA	2026-04-14	0.70	\$110.50	-\$0.64	-\$0.64	\$0	0	0	0.00%	0.55%	\$209.40	\$2,113.89	1.045	1.045	1.045	0.00%	0.00%	0.00%
SEMI	Global X Semiconductor ETF	ASX	2021-08-31	0.45	\$1,005.90	\$225.10	\$2.05	\$283,599,123	7,674,543	26,205	28.19%	0.11%	\$82.56	\$427.24	40.91	41.23	14.79	28.57%	151.73%	269.69%
SLVM	Global X Silver Miners ETF..	ASX	2026-01-29	0.65	\$56.09	\$10.89	\$8.69	\$19,051,501	469,104	2,430	33.97%	0.63%	\$40.78	\$642.90	39.5	56.66	33.6	4.86%	0.00%	0.00%
SNAS	Global X Ultra Short Nasdaq 100 Complex ETF	ASX	2020-07-13	1	\$58.89	-\$9.07	\$6.52	\$147,373,704	13,234,330	4,776	250.24%	0.13%	\$1,680.11	\$1,889.43	10.18	27.83	10.18	-22.94%	-55.57%	-82.33%
SPY	State Street SPDR S&P 500 ETF	ASX	2014-10-13	0.09	\$411.88	\$22.75	\$0.00	\$20,974,159	20,475	1,568	5.09%	0.05%	\$394.31	\$374.04	1054.59	1060	865.5	5.85%	16.09%	67.64%
SVNP	Savana Us Small Caps Active ETF	ASX	2022-01-21	1	\$5.78	\$0.32	\$0.30	\$370,308	214,735	44	6.41%	0.75%	\$109.33	\$117.40	1.745	1.765	1.16	0.29%	38.49%	56.74%
T3MP	Jpmorgan Climate Change Solutions Active ETF	ASX	2022-12-09	0.55	\$3.41	\$0.08	\$0.00	\$473,840	6,344	44	13.90%	0.34%	\$37.44	\$41.25	75.76	75.76	60.6	2.49%	20.43%	48.46%
T8EV	T8 Energy Vision Active ETF	CXA	2024-03-28	1.25	\$31.99	\$1.42	\$0.77	\$677,245	947,713	9	2.12%	0.73%	\$143.30	\$2,883.87	0.73	0.73	0.46	2.10%	50.52%	0.00%
TECH	Global X Morningstar Global Technology ETF	ASX	2017-04-11	0.45	\$340.26	\$55.67	-\$4.48	\$19,293,805	187,581	2,224	5.67%	0.18%	\$77.80	\$114.77	111.99	117	80.6	21.14%	10.31%	44.15%
TLRA	Talaria Global Equity Fund Complex ETF	CXA	2021-11-11	1.16	\$2,583.98	\$33.05	\$16.87	\$13,252,588	2,807,288	416	0.51%	0.24%	\$143.63	\$245.75	4.76	5.2	4.6	0.63%	-0.75%	14.05%
TLRH	Talaria Global Equity Fund Currency Hedged Complex ETF	CXA	2021-11-11	1.2	\$470.80	\$11.30	\$4.26	\$6,142,056	1,041,411	101	1.30%	0.23%	\$228.88	\$227.25	5.96	6.02	5.52	1.53%	11.13%	23.13%
U100	Global X Us 100 ETF	ASX	2023-08-23	0.18	\$101.74	\$13.22	\$1.85	\$8,562,647	487,471	1,465	8.42%	0.16%	\$189.50	\$499.34	18.45	18.46	13.65	12.84%	27.00%	0.00%
UMAX	Betashares S&P 500 Yield Maximiser Complex ETF	ASX	2014-09-19	0.79	\$291.37	\$8.02	-\$1.17	\$12,414,095	492,361	2,036	4.26%	0.20%	\$72.74	\$120.22	25.8	27.31	23.99	3.86%	10.14%	38.98%
URAN	VanEck Uranium and Energy Innovation ETF	ASX	2025-10-30	0.59	\$15.03	\$0.05	\$0.00	\$1,501,495	84,514	445	9.99%	0.71%	\$29.60	\$100.72	17.68	22.66	16.36	0.34%	0.00%	0.00%
URNM	Betashares Global Uranium ETF	ASX	2022-06-10	0.69	\$347.99	-\$0.70	\$18.18	\$68,872,311	5,852,200	9,183	19.79%	0.18%	\$41.35	\$129.81	11.36	15.49	6.83	-5.41%	47.02%	118.15%
UYLD	Global X S&P 500 Covered Call Complex ETF	ASX	2023-02-01	0.6	\$13.91	\$0.08	\$0.01	\$1,236,050	120,695	294	8.89%	0.43%	\$30.76	\$54.44	10.275	11.6	10.08	1.33%	4.12%	18.75%
V500	Vanguard S&P 500 Us Shares Index ETF	ASX	2026-03-04	0.07	\$115.48	\$37.03	\$32.41	\$35,462,668	668,558	26,399	30.71%	0.05%	\$149.82	\$886.48	54.47	55.76	47.49	5.89%	0.00%	0.00%
VSAH	Vanguard S&P 500 Us Shares Index (Hedged) ETF	ASX	2026-03-04	0.09	\$17.47	\$3.91	\$3.05	\$4,690,680	86,847	1,666	26.85%	0.07%	\$334.37	\$354.28	55.46	57.9	46.37	6.31%	0.00%	0.00%
VAE	Vanguard Ftse Asia Ex Japan Shares Index ETF	ASX	2015-12-11	0.4	\$855.76	\$36.07	-\$50.78	\$108,964,455	1,008,588	9,761	12.73%	0.18%	\$67.78	\$379.77	112.84	113.23	78.95	10.59%	38.48%	73.49%

Global Market Performance Report - Q3 2024																					
Ticker	Funds Name	Listing Exchange	Listing Date	MER (% p.a)	AUM (\$m)	AUM (\$m) Change	Funds Inflow / Outflow (\$m)		Value Traded (\$)	Transacted Volume	Number of Trades	Monthly Liquidity		Bid Depth (\$k)	Ask Depth (\$k)	Last	Year High	Year Low	1M Total Return	1Y Total Return	3Y Total Return
							%	% Spread													
VDAL	Vanguard Diversified All Growth Index ETF	ASX	2025-03-05	0.27	\$369.07	\$32.47	\$18.90	\$41,026,829	728,905	41,348	11.12%	0.08%	\$14.98	\$276.83	57.27	58	48.87	4.03%	14.57%	0.00%	
VEQ	Vanguard Ftse Europe Shares ETF	ASX	2015-12-11	0.35	\$601.25	\$32.01	\$7.49	\$24,048,083	277,972	6,711	4.00%	0.12%	\$31.53	\$143.49	88.15	91.94	80.01	4.31%	6.87%	42.23%	
VESG	Vanguard Ethically Conscious Intl Shares Indx ETF	ASX	2018-09-13	0.18	\$1,489.88	\$121.80	\$16.95	\$72,694,338	645,292	7,646	4.88%	0.07%	\$143.04	\$260.07	116.87	117.07	95.66	7.66%	17.35%	65.79%	
VEU	Vanguard All-World Ex-US Shares Index ETF	ASX	2009-05-08	0.07	\$5,889.54	\$414.79	\$70.89	\$178,589,785	1,555,926	24,398	3.03%	0.07%	\$83.55	\$484.49	117.76	117.9	97.3	6.28%	18.29%	54.52%	
VGAD	Vanguard MSCI Indx International Shre (Hedged) ETF	ASX	2014-11-20	0.21	\$7,239.39	\$482.57	\$66.31	\$391,789,024	3,058,226	17,452	5.41%	0.03%	\$219.19	\$873.23	131.31	131.4	102.05	6.16%	26.36%	72.28%	
VEG	Vanguard Ftse Emerging Markets Shares ETF	ASX	2013-11-21	0.48	\$1,912.57	\$74.35	\$23.00	\$93,769,462	1,029,577	15,103	4.90%	0.16%	\$11.83	\$68.49	92	94.67	77.92	2.79%	15.64%	46.68%	
VGS	Vanguard MSCI Index International Shares ETF	ASX	2014-11-20	0.18	\$16,436.85	\$1,043.58	\$179.71	\$714,516,869	4,660,367	74,164	4.35%	0.02%	\$248.87	\$1,394.09	156.95	157.08	132.01	5.61%	14.39%	61.13%	
VIHY	Vanguard International Shares High Yield ETF	ASX	2026-03-25	0.30	\$40.11	\$5.57	\$4.49	\$6,890,511	132,630	2,346	17.18%	0.16%	\$61.43	\$563.54	52.77	54.8	50.1	3.13%	0.00%	0.00%	
VISM	Vanguard MSCI Intl Small Companies Indx ETF	ASX	2018-11-13	0.32	\$896.56	\$65.81	\$19.12	\$32,371,539	433,513	4,655	3.61%	0.09%	\$89.82	\$368.60	76.49	78	63.89	5.62%	19.61%	50.30%	
VLU	VanEck MSCI International Value ETF	ASX	2021-03-10	0.4	\$580.90	\$127.82	\$50.88	\$76,586,594	1,929,617	2,751	13.18%	0.13%	\$101.05	\$203.28	42.16	42.19	27.73	16.98%	48.03%	92.34%	
VMIN	Vanguard Global Minimum Volatility Active ETF	ASX	2018-04-17	0.28	\$14.21	\$0.35	\$0.00	\$853,211	13,341	221	6.00%	0.27%	\$63.79	\$157.58	64.68	67.27	61.19	2.55%	11.96%	41.16%	
VNGS	Vaughan Nelson Glb Equity Smid Fund - Active ETF	ASX	2022-06-01	1.12	\$48.97	\$1.52	\$0.88	\$1,192,401	321,003	63	2.44%	0.53%	\$352.51	\$352.63	3.74	3.83	3.02	1.36%	18.40%	46.96%	
VOLT	ETFS Global Lithium Miners ETF	ASX	2026-04-29	0.49	\$0.74	-\$0.02	\$0.00	\$453,026	44,490	94	61.26%	0.84%	\$16.81	\$20.80	9.86	10.83	9.38	-2.95%	0.00%	0.00%	
VTEK	Vanguard Global Technology Index ETF	ASX	2026-03-25	0.23	\$50.47	\$17.34	\$12.94	\$14,830,093	242,647	5,295	29.39%	0.18%	\$33.90	\$1,057.17	64.7	65.05	47.8	13.27%	0.00%	0.00%	
VTKH	Vanguard Global Technology Index (Hedged) ETF	ASX	2026-03-25	0.26	\$10.52	\$1.29	\$0.00	\$3,480,246	55,732	920	33.09%	0.31%	\$55.22	\$556.01	65.73	65.78	46.89	14.02%	0.00%	0.00%	
VTS	Vanguard Us Total Market Shares Index ETF	ASX	2009-05-08	0.03	\$6,748.37	\$423.85	\$51.39	\$181,170,449	357,672	15,864	2.68%	0.03%	\$161.77	\$425.58	519.1	520	425.6	5.89%	16.18%	66.75%	
VVLU	Vanguard Global Value Equity Active ETF	ASX	2018-04-17	0.28	\$1,189.77	\$55.71	\$20.14	\$44,488,918	562,492	6,441	3.74%	0.09%	\$61.70	\$501.47	80.56	83.9	68.4	3.14%	19.92%	58.84%	
WCMQ	Wcm Quality Global Growth Fund - Active ETF	ASX	2018-09-03	1.25	\$377.95	\$21.80	\$4.90	\$11,548,673	1,152,626	1,233	3.06%	0.33%	\$297.96	\$2,161.08	10.265	11.57	9.14	4.74%	9.77%	80.29%	
WDIV	State Street SPDR S&P Global Dividend ETF	ASX	2013-11-04	0.35	\$378.28	\$20.68	\$6.69	\$21,854,239	997,379	2,037	5.78%	0.14%	\$197.86	\$537.71	22.31	22.7	20.47	3.91%	10.93%	45.23%	
WDMF	iShares World Equity Factor ETF	ASX	2016-10-14	0.35	\$167.96	\$12.30	\$4.38	\$6,010,370	112,759	244	3.58%	0.22%	\$342.42	\$55.30	54.69	54.69	46.25	5.09%	15.97%	60.14%	
WEMG	State Street SPDR S&P Em Markets Carbon Aware ETF	ASX	2013-11-04	0.35	\$32.87	\$1.14	\$0.00	\$1,250,423	41,682	169	3.80%	0.32%	\$65.96	\$46.04	30.46	30.97	25.7	3.61%	15.51%	52.15%	
WIRE	Global X Copper Miners ETF	ASX	2022-11-23	0.65	\$879.33	\$142.32	\$40.80	\$127,033,236	5,297,631	15,235	14.45%	0.13%	\$24.10	\$91.66	25.11	28.98	11.71	13.77%	94.96%	139.58%	
WRLD	Betashares Managed Risk Global Shares Complex ETF	ASX	2015-12-21	0.54	\$49.78	\$2.62	\$0.00	\$1,096,867	48,398	212	2.20%	0.32%	\$154.02	\$72.87	23.19	23.21	19.66	5.55%	13.37%	53.20%	
WVOL	iShares MSCI World Ex Aust Minimum Volatility ETF	ASX	2016-10-14	0.25	\$78.73	\$5.49	\$3.58	\$1,829,905	41,672	216	2.32%	0.24%	\$219.50	\$266.41	44.75	46.12	42.8	2.61%	4.20%	33.84%	
WWWV	ETFS US Technology ETF	ASX	2025-11-20	0.29	\$0.00	\$0.00	\$0.00	\$51,758	3,628	16	0.00%	0.42%	\$126.41	\$266.75	14.76	14.76	11.1	0.00%	0.00%	0.00%	
WXHG	State Str SPDR S&P Wld Ex Aus Cbn Aware (Hdg) ETF	ASX	2013-07-09	0.10	\$407.31	\$17.97	-\$3.01	\$12,343,875	421,672	844	3.03%	0.17%	\$191.21	\$535.55	30.12	30.18	25.1	5.39%	21.22%	60.77%	
WZOZ	State Street SPDR S&P World Ex Aus Cbn Aware ETF	ASX	2013-03-19	0.07	\$748.57	\$88.46	\$55.95	\$7,893,293	157,918	481	1.05%	0.13%	\$278.13	\$154.97	51.33	52.55	45.91	4.93%	9.48%	52.42%	
XALG	Alphinity Global Equity Fund - Active ETF	ASX	2023-01-17	0.75	\$309.18	-\$6.03	-\$14.22	\$2,655,539	262,697	67	0.86%	0.60%	\$906.97	\$471.67	10.27	11.58	9.29	2.60%	-0.70%	29.82%	
XASG	Alphinity Global Sustainable Eq Fund - Active ETF	ASX	2023-01-17	0.75	\$76.98	\$0.08	-\$0.96	\$76,402	11,350	11	0.10%	0.73%	\$279.23	\$332.81	6.74	7.22	6.11	1.35%	0.94%	33.51%	
XMET	Betashares Energy Transition Metals ETF	ASX	2022-10-28	0.69	\$141.24	\$16.53	\$5.18	\$23,938,255	1,422,537	6,108	16.95%	0.18%	\$37.88	\$91.20	17.27	19.07	7.17	9.10%	130.94%	115.36%	
ZILR	Ziller Global Fund Active ETF	ASX	2026-02-23	1.53	\$12.80	\$1.54	\$0.36	\$564,775	115,179	47	4.41%	0.29%	\$388.35	\$315.03	5.15	5.15	4.46	10.52%	0.00%	0.00%	
ZYUS	Global X S&P 500 High Yield Low Volatility ETF	ASX	2015-06-12	0.35	\$71.36	\$1.66	\$0.70	\$3,461,578	250,407	523	4.85%	0.21%	\$140.88	\$110.11	13.98	15.4	13.55	1.38%	-1.87%	25.97%	
	Infrastructure & Property																				
CIIH	CB Gbl Infrastructure Income (Hedged) Active ETF	ASX	2025-04-14	1.025	\$1,328.85	\$69.04	\$53.44	\$4,956,380	3,020,395	170	0.37%	0.33%	\$200.03	\$1,591.20	1.635	1.725	1.44	1.24%	19.26%	0.00%	
CIVH	CB Gbl Infrastructure Value (Hedged) Active ETF	ASX	2025-04-14	1.025	\$1,112.99	\$14.08	\$9.68	\$2,121,617	1,681,969	107	0.19%	0.40%	\$156.72	\$312.95	1.255	1.35	1.135	0.40%	15.67%	0.00%	
CUIV	CB Gbl Infrastructure Value Active ETF	ASX	2025-04-14	0.974	\$846.31	-\$50.89	-\$57.17	\$630,895	438,806	55	0.07%	0.38%	\$171.83	\$356.45	1.44	1.535	1.39	0.70%	6.82%	0.00%	
DJRE	State Street SPDR Dj Gbl Real Estate Esg Tilt ETF	ASX	2013-11-04	0.2	\$517.05	\$5.51	-\$2.17	\$18,844,675	872,727	1,866	3.64%	0.14%	\$104.95	\$86.30	21.65	23	20.35	1.50%	1.91%	22.16%	
GIFL	Lazard Global Listed Infrastructure Active ETF	CXA	2024-06-12	0.98	\$3,163.47	\$116.71	\$60.57	\$28,280,187	4,670,944	839	0.89%	0.17%	\$195.06	\$876.63	6.08	6.3	5.17	1.84%	18.38%	0.00%	
GLIN	iShares Ftse Gbl Infrastructure (Aud Hedged) ETF	ASX	2023-05-18	0.15	\$1,718.21	\$87.30	\$56.72	\$99,832,067	3,169,661	5,757	5.81%	0.07%	\$107.26	\$324.80	31.51	33.01	27.07	1.88%	16.38%	39.06%	
GLPR	iShares Ftse Gbl Property Ex Aus (Aud Hedged) ETF	ASX	2023-05-18	0.15	\$674.35	\$35.30	\$17.35	\$43,007,402	1,495,121	2,034	6.38%	0.16%	\$146.62	\$281.12	28.92	29.14	25.58	2.81%	13.27%	29.93%	
HJZP	Hejaz Property Fund Active ETF	ASX	2022-10-17	1.5	\$5.22	\$0.03	\$0.00	\$76,263	99,739	72	1.46%	1.24%	\$266.26	\$217.40	0.77	0.835	0.7225	0.65%	-4.94%	4.87%	
IFRA	VanEck Ftse Global Infrastructure (Aud Hedged) ETF	ASX	2016-05-03	0.2	\$2,120.60	\$236.47	\$219.93	\$278,019,994	10,982,239	8,669	13.11%	0.09%	\$47.60	\$413.18	25.27	26.65	21.63	0.88%	15.63%	37.58%	
MCSI	Magellan Core Infrastructure Fund Active ETF	CXA	2020-12-15	0.5	\$537.79	\$4.49	-\$2.70	\$1,578,276	838,708	79	0.29%	0.55%	\$533.94	\$524.56	1.88	1.945	1.655	1.35%	13.79%	34.14%	
MICH	Magellan Infra Fund (Currency Hedged) - Active ETF	ASX	2016-07-22	1.06	\$533.85	\$11.49	-\$4.15	\$12,350,487	3,620,192	934	2.31%	0.32%	\$1,216.55	\$259.06	3.44	3.54	2.98	2.99%	14.96%	35.08%	
MVA	VanEck Australian Property ETF	ASX	2013-10-16	0.35	\$808.50	\$9.37	\$9.71	\$35,100,057	1,529,196	4,067	4.34%	0.10%	\$948.99	\$1,321.40	23	28	21.57	-0.04%	-1.03%	24.86%	
PAVE	Global X Us Infrastructure Development ETF	ASX	2024-06-05	0.47	\$26.66	\$0.69	\$0.00	\$1,885,690	136,703	317	7.07%	0.15%	\$55.79	\$131.37	13.84	14.28	10.56	2.67%	22.73%	0.00%	
QGFH	Quay Global Real Estate Fund (Aud) Active ETF	ASX	2025-11-24	0.92	\$612.98	\$21.59	-\$24.37	\$78,088	14,822	8	0.01%	0.39%	\$459.71	\$512.93	5.27	5.37	4.89	7.77%	0.00%	0.00%	
QGRU	Quay Global Real Estate Fund (Unhedged) Active ETF	ASX	2025-11-24	0.88	\$502.48	-\$5.17	-\$7.81	\$468,399	121,650	7	0.09%	0.52%	\$374.23	\$369.95	3.86	4.1	3.65	0.52%	0.00%	0.00%	
REIT	VanEck Ftse International Property (Aud Hgd) ETF	ASX	2019-04-02	0.2	\$833.43	\$123.99	\$106.65	\$132,288,539	7,862,554	4,837	15.87%	0.17%	\$108.20	\$238.22	16.76	17.24	15.07	2.44%	11.61%	26.20%	
SLF	SPDR S&P/ASX 200 Listed Property ETF	ASX	2002-02-18	0.16	\$500.44	\$15.53	\$0.64	\$12,259,973	978,515	2,509	2.45%	0.15%	\$968.73	\$713.64	12.75	15.01	11.21	3.07%	-3.13%	32.81%	
TOLL	Betashares FTSE Global Infrastructure Shares Currency H...	ASX	2025-10-30	0.14	\$6.71	\$1.40	\$1.34	\$335,632	12,443	594	5.00%	0.28%	\$208.76	\$281.14	26.84	27.75	24.3	0.00%	0.00%	0.00%	

Global Fixed Income Fund Performance Dashboard - Q3 2024																				
Ticker	Funds Name	Listing Exchange	Listing Date	MER (% p.a)	AUM (\$m)	AUM (\$m) Change	Funds Inflow / Outflow (\$m)	Value Traded (\$)	Transacted Volume	Number of Trades	Monthly Liquidity %	% Spread	Bid Depth (\$k)	Ask Depth (\$k)	Last	Year High	Year Low	1M Total Return	1Y Total Return	3Y Total Return
VAP	Vanguard Australian Property Securities Index ETF	ASX	2010-10-15	0.23	\$3,036.49	\$42.04	-\$29.59	\$130,730,280	1,435,687	17,871	4.31%	0.05%	\$73.80	\$38.41	92.46	108.29	82	2.39%	-2.34%	32.40%
VBLD	Vanguard Global Infrastructure Index ETF	ASX	2018-10-23	0.47	\$610.23	\$12.60	\$10.84	\$32,646,847	435,906	2,703	5.35%	0.17%	\$123.88	\$364.30	74.74	79.25	70.23	0.30%	5.80%	30.53%
	Fixed Income - Domestic																			
1GOV	VanEck 1-5 Year Australian Government Bond ETF	ASX	2023-09-28	0.22	\$27.71	\$0.30	\$0.00	\$1,599,756	31,416	296	5.77%	0.06%	\$55.94	\$47.76	51.31	52.5	50.47	1.31%	1.05%	0.00%
28BB	Betashares 2028 Fixed Term Corp Bond Active ETF	ASX	2025-05-02	0.22	\$5.97	\$0.04	\$0.00	\$581,822	23,532	33	9.74%	0.11%	\$544.36	\$1,231.88	24.85	25.28	24.61	0.95%	2.71%	0.00%
29BB	Betashares 2029 Fixed Term Corp Bond Active ETF	ASX	2025-05-02	0.22	\$3.46	\$0.02	\$0.00	\$381,404	15,510	25	11.01%	0.11%	\$542.84	\$1,223.20	24.74	25.36	24.47	1.04%	2.05%	0.00%
30BB	Betashares 2030 Fixed Term Corp Bond Active ETF	ASX	2025-05-02	0.22	\$13.30	-\$1.83	-\$1.97	\$2,342,610	95,997	89	17.61%	0.12%	\$500.67	\$930.02	24.62	25.47	24.21	1.27%	1.76%	0.00%
31BB	Betashares 2031 Fixed Term Corp Bond Active ETF	ASX	2026-04-30	0.22	\$1.01	\$0.01	\$0.00	\$240,190	9,533	25	23.72%	0.12%	\$519.52	\$1,260.25	25.31	25.4	25.01	1.20%	0.00%	0.00%
5GOV	VanEck 5-10 Year Australian Government Bond ETF	ASX	2023-09-28	0.22	\$98.85	\$2.91	\$1.05	\$4,220,896	82,265	663	4.27%	0.07%	\$97.71	\$130.65	51.96	53.94	50.405	2.18%	0.87%	0.00%
AEBD	Betashares Ethical Australian Composite Bond ETF	ASX	2024-11-06	0.34	\$69.47	\$0.13	-\$1.01	\$2,737,456	55,001	444	3.94%	0.08%	\$373.91	\$317.91	50.34	52.43	49.14	1.98%	0.97%	0.00%
AGVT	Betashares Australian Government Bond ETF	ASX	2019-07-09	0.22	\$1,132.52	\$8.28	-\$11.48	\$37,241,898	917,107	4,647	3.29%	0.05%	\$339.86	\$560.56	41.1	43.1	39.88	2.10%	1.03%	6.64%
ALTB	iShares 15+ Year Australian Government Bond ETF	ASX	2024-06-13	0.15	\$191.42	\$9.53	\$4.70	\$14,237,010	151,185	1,011	7.44%	0.12%	\$94.01	\$156.59	95.91	102.11	92.28	2.65%	-0.15%	0.00%
BANK	Global X Australian BANK Credit ETF	ASX	2024-07-24	0.25	\$187.17	\$1.75	\$1.00	\$8,314,989	837,030	398	4.44%	0.14%	\$1,667.81	\$4,343.24	9.95	10.04	9.89	0.65%	3.82%	0.00%
BBAB	Betashares Geared Short Aus Gov Bond Complex ETF	ASX	2023-12-06	0.99	\$3.47	\$0.92	\$1.05	\$2,264,539	103,832	101	65.23%	0.22%	\$109.33	\$276.93	20.9	22.28	18	-4.87%	11.94%	0.00%
BHYB	Betashares Australian Major Bank Hybrids Index ETF	ASX	2021-04-23	0.35	\$662.00	\$2.08	\$0.05	\$29,364,210	3,004,218	1,410	4.44%	0.13%	\$1,237.19	\$1,942.88	9.8	9.93	9.73	0.74%	4.22%	16.40%
BNDS	Betashares Western Asset Aus Bond Active ETF	ASX	2018-11-16	0.42	\$851.63	\$7.18	-\$3.46	\$26,887,029	1,164,189	1,686	3.16%	0.08%	\$1,453.83	\$1,438.99	23.29	24.21	22.82	1.63%	1.38%	9.48%
BOND	State Street SPDR S&P/ASX Iboxx Aus BOND ETF	ASX	2012-07-27	0.1	\$50.96	\$0.78	\$0.00	\$2,783,507	110,861	336	5.46%	0.09%	\$695.84	\$812.43	25.38	26.19	24.78	1.56%	1.69%	9.15%
BSUB	Betashares Aus Major Bank Subordinated Debt ETF	ASX	2024-05-08	0.29	\$696.05	\$18.57	\$19.10	\$39,305,468	1,533,297	1,481	5.65%	0.07%	\$629.53	\$4,548.98	25.7	25.78	25.17	0.32%	5.88%	0.00%
CRED	Betashares Aus Investment Grade Corporate Bond ETF	ASX	2018-06-04	0.25	\$1,816.98	\$38.39	\$12.34	\$80,057,412	3,537,572	6,667	4.41%	0.07%	\$910.80	\$1,430.40	22.86	24.05	22.4	1.91%	2.31%	17.10%
DIFF	Perpetual Diversified Income Active ETF	ASX	2025-08-07	0.59	\$281.06	\$11.78	\$10.18	\$13,956,857	1,375,676	247	4.97%	0.14%	\$1,204.79	\$3,386.70	10.18	10.18	10.01	0.59%	0.00%	0.00%
EARN	Pimco Short Term Active Yield Active ETF	ASX	2025-10-15	0.36	\$21.37	\$6.94	\$6.92	\$8,901,437	444,600	61	41.65%	0.10%	\$448.46	\$719.06	20.06	20.1	19.95	0.29%	0.00%	0.00%
ECRD	Betashares Aust Enhanced Credit Income Complex ETF	ASX	2025-11-24	0.29	\$83.59	\$3.90	\$4.02	\$13,646,596	550,329	965	16.32%	0.09%	\$105.62	\$1,267.60	24.83	25.66	24.65	0.45%	0.00%	0.00%
EHF1	Elstree Hybrid Fund Active ETF	CXA	2021-03-31	0.62	\$48.71	\$0.54	\$0.26	\$1,393,254	275,832	26	2.86%	0.39%	\$120.15	\$146.40	5.09	5.17	5.03	0.77%	4.70%	18.11%
FIXD	Coolabah Active Composite Bond Complex ETF	CXA	2021-06-21	0.3	\$832.80	\$28.74	\$15.96	\$28,488,024	1,096,111	413	3.42%	0.11%	\$1,199.92	\$1,337.65	26.22	27.16	25.64	1.59%	2.31%	15.74%
FLOT	VanEck Australian Floating Rate ETF	ASX	2017-07-07	0.22	\$1,181.48	\$31.07	\$31.07	\$70,806,569	2,835,866	3,111	5.99%	0.07%	\$1,530.46	\$5,225.47	24.99	25.12	24.83	0.38%	4.32%	14.78%
FRNS	Coolabah Short Term Income Active ETF	CXA	2023-09-14	0.69	\$68.99	\$0.85	\$0.60	\$3,368,032	112,323	72	4.88%	0.08%	\$1,224.86	\$1,477.08	30.02	30.48	29.75	0.37%	4.43%	0.00%
FSCF	First Sentier Active Cash Fund Active ETF	ASX	2026-05-07	0.2	\$3.01	\$3.01	\$3.01	\$1,110,961	11,098	20	36.85%	0.02%	\$610.00	\$502.99	100.49	100.49	100.04	0.00%	0.00%	0.00%
FSUB	VanEck Australian Fixed Rate Subordinated Debt ETF	ASX	2025-12-12	0.29	\$41.07	\$7.30	\$7.01	\$9,136,244	367,904	255	22.25%	0.10%	\$635.91	\$1,338.33	25.01	28.5	24.61	1.33%	0.00%	0.00%
GGAB	Betashares Geared Long Aus Gov Bond Complex ETF	ASX	2023-12-06	0.99	\$4.41	\$0.23	\$0.00	\$980,684	52,073	87	22.24%	0.26%	\$225.01	\$150.85	19.59	22.74	18.2	5.44%	-7.06%	0.00%
GOVT	State Street SPDR S&P/ASX Iboxx Aus Gov Bond ETF	ASX	2012-07-27	0.1	\$74.98	\$1.63	\$0.24	\$1,538,749	63,833	448	2.05%	0.10%	\$137.05	\$345.01	24.26	25.02	23.45	1.89%	1.23%	7.27%
HBRD	Betashares Australian Credit Income Active ETF	ASX	2017-11-17	0.55	\$2,501.81	-\$2.16	\$0.32	\$94,671,931	9,401,248	4,338	3.78%	0.10%	\$16,524.56	\$17,367.83	10.08	10.17	9.92	0.35%	4.83%	17.96%
HCRD	Betashares Interest Rate Hedged Aus Corp Bond ETF	ASX	2022-11-16	0.29	\$303.27	\$13.72	\$13.72	\$26,413,731	1,047,105	1,633	8.71%	0.12%	\$108.33	\$1,051.44	25.25	25.66	24.94	0.42%	4.58%	23.91%
HIGH	Schroder Australian High Yielding Credit Fund - Active ETF	CXA	2024-12-09	0.5	\$262.78	\$5.05	\$5.05	\$6,227,207	617,839	132	2.37%	0.15%	\$156.03	\$1,015.96	10.1	10.2	9.97	0.49%	6.22%	0.00%
IAF	iShares Core Composite Bond ETF	ASX	2012-03-14	0.1	\$3,642.35	\$85.75	\$30.95	\$112,166,428	1,113,602	10,028	3.08%	0.02%	\$89.91	\$226.26	101.49	104.99	99.63	1.54%	1.26%	8.39%
ICME	iShares Credit Income Active ETF	ASX	2025-11-21	0.29	\$95.73	\$0.10	\$0.00	\$1,019,153	10,201	150	1.06%	0.09%	\$60.61	\$123.25	99.93	100.88	99.4	0.57%	0.00%	0.00%
ICOR	iShares Core Corporate Bond ETF	ASX	2020-05-29	0.15	\$588.84	\$12.84	\$4.26	\$20,568,816	219,267	2,557	3.49%	0.07%	\$129.81	\$470.30	94.66	97.54	93.02	1.49%	2.43%	14.12%
IGB	iShares Treasury ETF	ASX	2012-03-14	0.18	\$522.64	\$23.38	\$14.62	\$21,146,233	218,998	3,323	4.05%	0.05%	\$101.60	\$983.94	97.48	100.76	95.29	1.75%	0.62%	6.11%
ILB	iShares Government Inflation ETF	ASX	2012-03-14	0.18	\$1,296.02	\$65.57	\$52.87	\$72,997,335	576,191	3,245	5.63%	0.15%	\$267.26	\$316.92	127.24	138.61	118.51	1.03%	3.36%	5.90%
IYLD	iShares Yield Plus ETF	ASX	2020-05-29	0.12	\$103.22	\$1.78	\$1.50	\$4,375,597	44,106	484	4.24%	0.05%	\$58.98	\$192.98	99.45	103	98.78	0.63%	3.58%	14.89%
JFIX	Janus Henderson Australian Fixed Interest Active ETF	CXA	2025-02-13	0.38	\$8.37	\$0.06	\$0.00	\$261,024	5,165	4	3.12%	0.14%	\$217.15	\$511.56	50.73	52.17	50.39	0.67%	2.53%	0.00%
MMKT	Betashares Australian Cash Plus Active ETF	ASX	2023-11-24	0.18	\$595.46	-\$27.81	-\$28.06	\$158,256,018	3,156,768	2,498	26.58%	0.02%	\$7,252.30	\$12,104.57	50.23	50.23	50	0.42%	4.08%	0.00%
MONY	VanEck Cash Plus Active ETF	ASX	2026-02-06	0.15	\$104.59	\$4.06	\$4.02	\$7,681,443	153,354	96	7.34%	0.04%	\$1,233.97	\$1,973.16	50.24	50.24	50.02	0.40%	0.00%	0.00%
MQSD	Macquarie Subordinated Debt Active ETF	ASX	2025-02-19	0.29	\$643.64	\$48.20	\$48.44	\$65,529,565	1,304,144	1,730	10.18%	0.03%	\$354.76	\$3,838.89	50.36	50.6	49.41	0.43%	6.23%	0.00%
OZBD	Betashares Australian Composite Bond ETF	ASX	2022-02-04	0.19	\$1,212.25	\$53.81	\$36.97	\$45,394,409	1,040,988	4,892	3.74%	0.06%	\$869.07	\$2,910.79	43.97	45.83	42.98	1.82%	1.49%	10.45%
PAUS	PIMCO Australian Bond Active ETF	CXA	2025-02-05	0.5	\$34.55	\$5.91	\$5.40	\$6,923,535	350,303	73	20.04%	0.18%	\$287.79	\$997.17	20.02	20.7	19.57	1.78%	1.94%	0.00%
PLUS	VanEck Australian Corporate Bond PLUS ETF	ASX	2017-05-11	0.32	\$359.96	\$3.54	-\$0.96	\$12,308,234	736,648	1,220	3.42%	0.11%	\$1,205.20	\$698.62	16.83	17.46	16.54	1.65%	2.09%	15.28%
QPON	Betashares Aus Bank Senior Floating Rate Bond ETF	ASX	2017-06-06	0.22	\$2,064.99	\$47.20	\$43.36	\$147,091,084	5,604,895	5,597	7.12%	0.05%	\$954.35	\$5,363.71	26.31	26.32	25.87	0.53%	4.87%	16.02%
RCB	Russell Investments Aus Select Corporate Bond ETF	ASX	2012-03-13	0.28	\$341.62	\$7.07	\$2.97	\$11,420,666	579,937	495	3.34%	0.14%	\$399.23	\$1,091.13	19.82	20.63	19.49	1.23%	1.56%	12.62%
RGB	Russell Investments Australian Government Bond ETF	ASX	2012-03-13	0.24	\$271.02	\$9.96	\$4.14	\$6,396,251	343,708	527	2.36%	0.14%	\$654.91	\$2,420.02	18.81	20.02	18.375	2.23%	-0.10%	4.80%
RMBS	VanEck Australian RMBS ETF	ASX	2025-04-24	0.29	\$29.70	\$1.01	\$1.01	\$2,222,176	89,036	165	7.48%	0.11%	\$112.56	\$270.32	25.03	25.16	24.9	0.40%	4.48%	0.00%
RSM	Russell Investments Aus Semi-Government Bond ETF	ASX	2012-03-13	0.26	\$61.10	\$1.64	\$0.82	\$1,023,407	50,172	158	1.67%	0.14%	\$466.56	\$1,243.77	20.52	21.25	20.14	1.38%	0.52%	9.10%



Ticker	Funds Name	Listing Exchange	Listing Date	MER (% p.a)	AUM (\$m)	AUM (\$m) Change	Funds Inflow / Outflow (\$m)	Value Traded (\$)	Transacted Volume	Number of Trades	Monthly Liquidity %	% Spread	Bid Depth (\$k)	Ask Depth (\$k)	Last	Year High	Year Low	1M Total Return	1Y Total Return	3Y Total Return
YLDX	Coolahab Global Floating-Rate High Yield Complex ETF	CXA	2025-02-25	1.00	\$526.35	\$42.63	\$44.28	\$59,885,682	1,204,782	1,069	11.38%	0.07%	\$126.35	\$303.05	49.8	50.42	49.23	0.40%	6.40%	0.00%
	Cash Products																			
AAA	Betashares Australian High Interest Cash ETF	ASX	2012-03-07	0.18	\$4,997.72	-\$195.44	-\$195.44	\$780,685,319	15,560,121	12,321	15.62%	0.02%	\$42,440.23	\$39,302.02	50.25	50.27	50.07	0.34%	3.88%	12.56%
BILL	iShares Core Cash ETF	ASX	2017-06-06	0.07	\$1,215.96	\$24.61	\$24.72	\$173,796,919	1,728,621	3,468	14.29%	0.02%	\$10,364.27	\$9,837.38	100.64	100.86	100.37	0.32%	3.75%	12.49%
ISEC	iShares Enhanced Cash ETF	ASX	2017-06-06	0.12	\$604.24	\$2.05	\$2.05	\$56,495,047	562,253	1,970	9.35%	0.02%	\$10,620.98	\$10,425.74	100.6	100.96	100.3	0.34%	3.90%	12.90%
	Mixed Asset																			
DBBF	Betashares Ethical Diversified Balanced ETF	ASX	2019-12-11	0.39	\$34.12	-\$1.95	-\$2.56	\$4,794,870	190,066	250	14.05%	0.31%	\$48.17	\$29.75	25.55	27.23	24.31	1.67%	-0.16%	18.40%
DGGF	Betashares Ethical Diversified Growth ETF	ASX	2019-12-09	0.39	\$48.66	\$1.10	\$0.00	\$1,537,340	56,570	337	3.16%	0.25%	\$42.02	\$63.17	27.49	29.71	25.77	2.31%	-0.73%	22.10%
DHHF	Betashares Diversified All Growth ETF	ASX	2019-12-05	0.19	\$1,359.77	\$102.32	\$51.00	\$79,703,372	1,987,708	30,092	5.86%	0.06%	\$34.50	\$444.51	40.8	41.5	35.32	4.08%	12.68%	49.73%
DZZF	Betashares Ethical Diversified High Growth ETF	ASX	2019-12-12	0.39	\$112.02	\$4.12	\$1.50	\$3,914,720	133,274	1,067	3.49%	0.28%	\$27.97	\$111.39	29.91	32.68	27.56	2.43%	-1.17%	26.76%
GROW	Schroder Real Return Active ETF	ASX	2016-08-16	0.6	\$79.33	\$2.20	\$1.04	\$2,267,010	560,947	204	2.86%	0.46%	\$358.69	\$468.78	4.07	4.1	3.61	1.87%	12.73%	30.27%
IBAL	iShares Balanced Esg ETF	ASX	2022-08-17	0.22	\$25.15	\$0.49	\$0.00	\$1,278,955	42,260	101	5.09%	0.26%	\$89.47	\$91.33	30.62	31.07	28.86	2.00%	6.07%	29.31%
IGRO	iShares High Growth Esg ETF	ASX	2022-08-17	0.22	\$25.99	\$0.77	\$0.00	\$625,628	17,528	164	2.41%	0.36%	\$91.53	\$56.27	36	37.19	32.43	3.06%	8.97%	44.68%
VBAL	VanEck Diversified Balanced Active ETF	ASX	2026-04-30	0.39	\$1.23	-\$0.07	-\$0.10	\$692,029	34,055	45	56.26%	0.39%	\$46.88	\$166.77	20.5	20.69	19.96	2.65%	0.00%	0.00%
VDBA	Vanguard Diversified Balanced Index ETF	ASX	2017-11-22	0.27	\$911.26	\$35.84	\$13.36	\$31,650,653	527,148	6,524	3.47%	0.08%	\$59.95	\$245.54	60.72	61.66	56.44	2.57%	8.73%	29.08%
VDCO	Vanguard Diversified Conservative Index ETF	ASX	2017-11-22	0.27	\$298.65	\$10.92	\$5.32	\$10,322,224	186,533	1,791	3.46%	0.12%	\$67.52	\$130.61	55.95	57	53.38	1.95%	6.66%	21.70%
VDGR	Vanguard Diversified Growth Index ETF	ASX	2017-11-22	0.27	\$1,486.31	\$80.59	\$34.58	\$51,807,578	768,616	27,649	3.49%	0.07%	\$49.88	\$495.40	68.47	68.54	61.41	3.27%	11.23%	37.82%
VDHG	Vanguard Diversified High Growth Index ETF	ASX	2017-11-22	0.27	\$3,886.21	\$169.42	\$37.24	\$113,969,887	1,523,320	37,794	2.93%	0.04%	\$38.69	\$338.75	76	76.17	66.33	3.56%	13.41%	45.88%
VDIF	Vanguard Diversified Income ETF	ASX	2025-03-05	0.32	\$39.80	\$3.70	\$2.97	\$4,275,162	79,924	1,790	10.74%	0.17%	\$13.80	\$190.24	53.97	55.23	49.61	2.02%	11.42%	0.00%
VGRO	VanEck Diversified Growth Active ETF	ASX	2026-04-30	0.39	\$1.77	\$0.48	\$0.42	\$1,148,333	56,415	72	64.83%	0.30%	\$61.64	\$173.78	20.84	20.84	19.93	4.57%	0.00%	0.00%
VHGR	VanEck Diversified High Growth Active ETF	ASX	2026-04-30	0.39	\$2.85	\$1.65	\$1.58	\$2,766,132	135,564	186	97.20%	0.33%	\$35.32	\$87.28	21.08	21.11	19.9	5.88%	0.00%	0.00%
	Currencies																			
AUDS	Betashares Strong Australian Dollar Complex ETF	ASX	2017-01-24	1.38	\$27.82	-\$2.36	-\$2.91	\$3,390,707	466,264	473	12.19%	0.23%	\$1,040.24	\$909.08	7.28	7.77	5.52	1.82%	28.40%	19.06%
USD	Betashares U.S. Dollar ETF	ASX	2011-02-01	0.45	\$55.15	-\$2.32	-\$2.12	\$5,392,402	381,874	450	9.78%	0.14%	\$928.72	\$932.70	14.15	15.71	13.93	-0.35%	-6.76%	2.96%
YANK	Betashares Strong Us Dollar Complex ETF	ASX	2017-01-24	1.38	\$6.49	\$0.90	\$0.99	\$2,699,171	274,156	154	41.61%	0.27%	\$515.58	\$642.39	9.89	13.39	9.59	-1.59%	-20.39%	-9.17%
	Crypto-Assets																			
BTXX	Digitalx Bitcoin ETF	ASX	2024-07-12	0.49	\$38.38	-\$1.32	\$0.00	\$1,280,396	53,951	492	3.34%	0.16%	\$116.37	\$202.89	22.32	42.5	19.09	-3.33%	-38.16%	0.00%
EBTC	Global X 21Shares Bitcoin ETF	CXA	2022-05-12	0.45	\$147.36	-\$6.14	-\$0.89	\$12,922,395	1,227,780	1,561	8.77%	0.16%	\$89.56	\$88.97	9.88	18.47	8.4	-3.42%	-37.94%	139.81%
EETH	Global X 21Shares Ethereum ETF	CXA	2022-05-12	0.45	\$36.55	-\$4.89	\$0.00	\$5,612,912	1,895,874	1,215	15.36%	0.41%	\$85.38	\$75.89	2.69	7.16	2.47	-11.80%	-31.03%	-5.28%
IBIT	iShares Bitcoin ETF	ASX	2025-11-14	0.39	\$24.46	\$0.24	\$1.02	\$7,754,868	371,522	1,207	31.70%	0.16%	\$241.36	\$203.22	19.54	29.26	16.53	-3.22%	0.00%	0.00%
IBTC	Monochrome Bitcoin ETF	CXA	2024-06-04	0.25	\$138.31	-\$3.97	-\$0.04	\$10,135,759	933,535	1,527	7.33%	0.21%	\$67.82	\$75.07	10.22	19.91	8.65	-2.76%	-37.95%	0.00%
IETH	Monochrome Ethereum ETF	CXA	2024-10-15	0.25	\$4.74	-\$0.43	\$0.17	\$956,420	316,023	229	20.19%	0.42%	\$121.51	\$142.41	2.78	7.41	2.54	-11.46%	-32.52%	0.00%
QBTC	Betashares Bitcoin ETF.	ASX	2025-02-20	0.45	\$38.94	-\$0.87	\$0.60	\$5,879,388	275,655	2,723	15.10%	0.21%	\$28.16	\$149.08	20.02	37.21	17.02	-3.70%	-38.31%	0.00%
QETH	Betashares Ethereum ETF.	ASX	2025-02-20	0.45	\$22.92	-\$2.53	\$0.39	\$3,779,427	178,531	1,508	16.49%	0.17%	\$45.88	\$107.05	19.51	51.53	17.7	-11.48%	-31.83%	0.00%
VBTC	VanEck Bitcoin ETF	ASX	2024-06-20	0.45	\$263.22	-\$5.25	\$4.14	\$29,402,398	1,340,916	4,742	11.17%	0.14%	\$85.74	\$113.04	20.69	38.54	17.6	-3.50%	-38.05%	0.00%
	Commodities																			
BCOM	Global X Bloomberg Commodity Complex ETF	ASX	2023-07-05	0.6	\$76.40	\$2.90	\$5.28	\$10,352,023	781,059	1,715	13.55%	0.36%	\$131.78	\$228.86	13.19	13.99	10.4	-3.23%	19.63%	0.00%
ETPMAG	Global X Physical Silver Structured A	ASX	2009-01-30	0.49	\$1,592.68	\$48.09	-\$9.68	\$228,201,308	2,266,012	15,466	14.33%				96.8	155.89	45.58	3.74%	103.79%	189.21%
ETPMPD	Global X Physical Palladium Structured A	ASX	2009-01-30	0.49	\$18.53	-\$1.23	\$0.00	\$1,754,885	9,672	302	9.47%				176.5	278.88	132.8	-6.21%	25.46%	-15.13%
ETPMPM	Global X Physical Precious Metal Basket Structured A	ASX	2009-01-30	0.44	\$139.86	-\$1.64	\$0.00	\$10,562,001	25,008	1,069	7.55%				410	595	277.95	-1.16%	39.92%	96.64%
ETPMPT	Global X Physical Platinum Structured A	ASX	2009-01-30	0.49	\$87.48	-\$0.18	\$0.00	\$5,389,152	21,031	652	6.16%				245.81	364.04	137.18	-0.20%	59.59%	68.36%
GHLN	Global X Gold Bullion (Currency Hedged) ETF	ASX	2025-03-31	0.35	\$293.27	\$3.84	\$6.99	\$15,523,055	218,053	3,613	5.29%	0.10%	\$100.86	\$49.63	69.9	94.77	49.53	-1.09%	33.93%	0.00%
GLDN	iShares Physical Gold ETF	ASX	2023-11-01	0.18	\$402.50	\$3.74	\$11.01	\$26,796,672	527,267	3,827	6.66%	0.08%	\$274.34	\$318.36	50.06	65.01	38.74	-1.82%	22.76%	0.00%
GOLD	Global X Physical GOLD Structured	ASX	2003-03-28	0.4	\$5,913.74	-\$115.19	-\$52.06	\$362,853,203	6,220,028	31,464	6.14%	0.04%	\$271.99	\$386.23	57.64	72.72	44.63	-1.05%	22.27%	105.64%
GXLD	Global X Gold Bullion ETF	ASX	2024-05-01	0.15	\$653.65	\$27.86	\$39.00	\$50,177,318	789,926	3,432	7.68%	0.11%	\$163.42	\$79.78	62.9	79.19	48.55	-1.78%	22.90%	0.00%
NUGG	VanEck Gold Bullion ETF	ASX	2022-12-07	0.25	\$241.16	\$1.15	\$5.00	\$11,360,933	179,422	1,527	4.71%	0.11%	\$281.31	\$515.13	62.53	78.64	48.48	-1.61%	22.73%	106.23%
OOO	Betashares Crude Oil Index Crrncy Hdg Complex ETF	ASX	2011-11-16	1.29	\$222.19	\$99.28	\$85.35	\$276,582,197	28,372,605	8,754	124.48%	0.16%	\$4,096.70	\$3,736.60	9.08	10.94	4.5	-16.00%	83.43%	92.96%
PMGOLD	Perth Mint Gold Structured Product A	ASX	2010-12-29	0.15	\$2,451.78	-\$49.51	-\$3.17	\$249,599,180	3,931,868	14,341	10.18%				62.51	78.99	48.38	-1.85%	22.50%	107.06%
QAU	Betashares Gold Bullion Currency Hedged ETF	ASX	2011-05-04	0.59	\$1,442.53	-\$20.17	-\$3.22	\$61,576,234	1,702,370	7,342	4.27%	0.07%	\$378.82	\$543.92	35.83	44.6	25.63	-1.16%	34.36%	116.20%