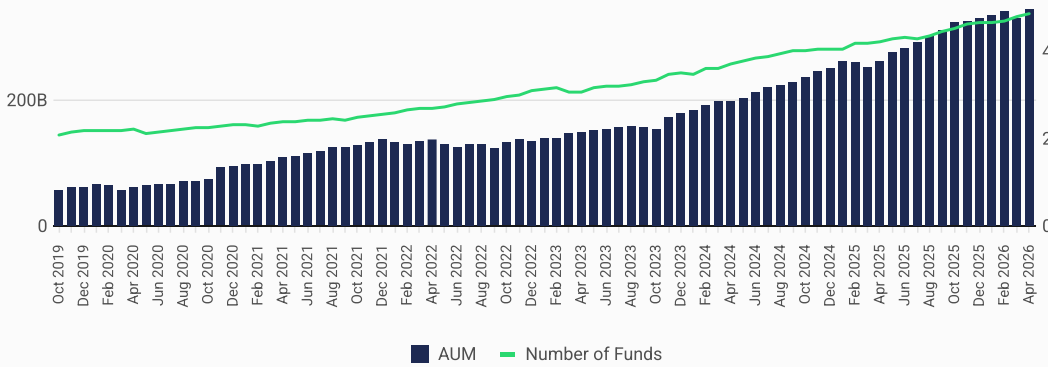


## Assets Under Management & Number of Funds Quoted



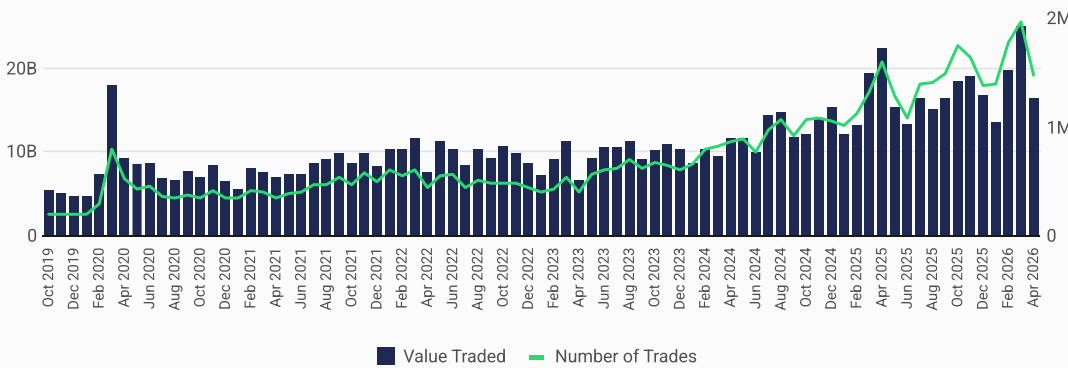
April, 2026

**Total Trading Market Share**  
29%

**Assets Under Management**  
\$346,257,361,728 5.5% Apr vs Mar, 2026

**Number of Funds**  
483 ↑ 3.2% Apr vs Mar, 2026

## Value Traded & Number of Trades

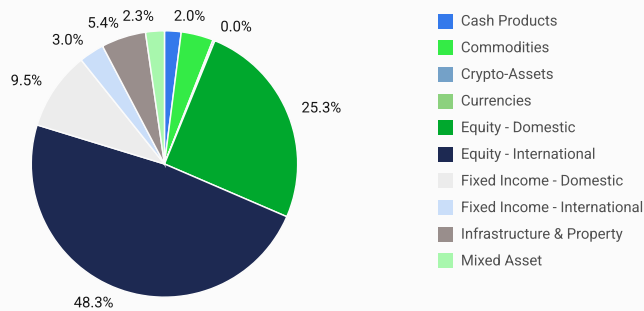


**Avg # of Transactions / Day**  
82,495 ↓ 11.2% Apr vs Mar, 2026

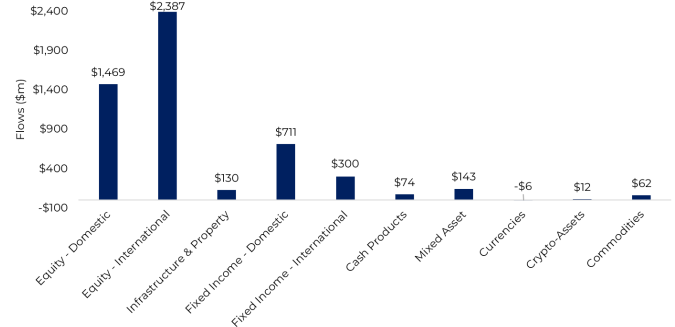
**Avg Daily Value**  
\$970,238,293 ↓ 17.5% Apr vs Mar, 2026

**Trading Days**  
20

## Assets Under Management by Asset Class



## Monthly Funds Flow by Asset Class



Asset Class	# of Funds	AUM	Avg Daily Transactions	Avg Daily Value
Cash Products	3	\$6,986,706,066	899	\$59,991,497
Commodities	13	\$13,576,829,117	5,362	\$106,041,161
Crypto-Assets	9	\$740,050,774	671	\$3,665,596
Currencies	3	\$93,249,552	104	\$1,687,963
Equity - Domestic	80	\$87,587,018,113	18,047	\$214,569,612
Equity - International	242	\$167,103,016,832	43,009	\$419,304,122
Fixed Income - Domestic	54	\$32,962,247,931	4,659	\$100,653,351
Fixed Income - International	44	\$10,559,042,594	1,616	\$25,461,029
Infrastructure & Property	20	\$18,747,666,530	2,483	\$27,354,413
Mixed Asset	15	\$7,901,534,218	5,973	\$15,420,646

**Issuer Summary**

Issuer	# of Funds	AUM	AUM Change	Funds Flow	Value Traded	Trades
Abrdn	1	\$1,750,985	\$184,628	\$0	\$6,191	51
AllianceBernstein	2	\$918,363,662	\$117,179,966	\$105,734,484	\$81,751	6
Alphinity	2	\$392,106,461	\$10,380,713	-\$14,734,037	\$2,355,548	107
Antipodes	2	\$487,814,198	\$20,661,055	\$7,246,295	\$14,791,958	865
Aoris Investment Management	2	\$286,835,952	\$13,080,408	-\$1,830,122	\$5,921,115	368
Ardea	1	\$157,380,890	-\$1,155,729	-\$2,573,536	\$3,231,558	387
Ausbil	3	\$958,078,339	-\$551,256	-\$17,164,975	\$2,777,826	127
Australian Ethical Investment Ltd	1	\$10,671,579	\$345,874	-\$52,582	\$42,844	35
Avantis Investors	3	\$21,937,348	\$21,937,348	\$21,937,348	\$0	0
Barrow Hanley	1	\$503,372,950	\$30,617,678	\$13,662,321	\$17,859,818	1,187
Bell Asset Management	1	\$222,728,231	\$7,539,461	\$0	\$101,726	4
BetaShares	103	\$67,438,674,533	\$3,823,044,305	\$1,277,566,138	\$5,835,211,430	404,113
Candriam	1	\$183,356,543	\$14,833,454	\$1,124,509	\$89,195	3
Claremont	2	\$104,058,180	-\$784,456	-\$3,268,280	\$1,521,471	74
ClearBridge	3	\$3,255,919,514	-\$93,255,979	\$30,710,265	\$3,697,768	217
Coolabah	4	\$1,408,552,122	\$29,733,241	\$35,346,479	\$66,890,479	1,125
DigitalX	1	\$39,701,177	\$2,645,736	-\$2,309	\$991,496	366
Dimensional	6	\$18,703,850,289	\$720,367,553	\$138,870,053	\$37,713,528	3,276
ETF Shares	5	\$60,278,500	-\$201,750	\$1,722,000	\$1,991,699	359
Ellerston Capital	1	\$38,809,469	\$4,732,968	-\$758,700	\$1,485,423	110
Elstree	1	\$48,167,840	\$148,142	\$524,768	\$683,947	25
Fidelity	5	\$216,177,780	\$14,251,246	\$1,419,039	\$8,511,594	1,464
Firetrail	3	\$544,097,468	\$40,298,915	\$22,193,587	\$22,412,054	1,911
First Sentier	2	\$223,772,542	\$16,533,296	\$2,887,856	\$1,089,292	227
Franklin	3	\$1,380,057,213	\$4,262,697	-\$22,044,885	\$1,411,512	201
GCQ	2	\$282,822,667	\$30,209,586	\$13,316,750	\$19,438,175	639
Global X	50	\$16,583,283,774	\$799,857,026	\$461,064,846	\$1,608,431,005	138,038
Hejaz Asset Management	5	\$78,483,816	\$7,682,777	\$1,617,202	\$2,801,150	523
India Avenue	1	\$11,650,090	\$650,021	\$299,700	\$985,078	83
InvestSMART	4	\$284,960,874	\$8,206,087	-\$4,414,043	\$6,105,781	406
Investors Mutual Limited	2	\$25,314,665	\$508,526	\$581,477	\$718,466	36
JPMorgan	14	\$439,061,131	\$18,559,757	\$12,277,277	\$25,091,648	4,154
Janus Henderson	4	\$394,884,439	\$6,986,508	\$8,500,903	\$13,298,462	637
K2	2	\$18,125,926	-\$5,125,121	-\$5,606,280	\$2,584,905	120
Kapstream	1	\$31,257,050	\$932,310	\$1,004,901	\$665,840	17
L1 Capital	2	\$497,779,054	\$31,577,792	\$7,445,855	\$6,297,500	353
Lakehouse	1	\$209,904,322	-\$2,948,040	-\$3,634,660	\$1,154,452	373
Lanyon	1	\$151,415,421	\$5,500,689	-\$809,137	\$670,754	23
Lazard	1	\$3,046,763,256	\$90,670,170	\$35,180,368	\$21,337,161	649
Loftus Peak	2	\$858,595,215	\$101,566,874	-\$378,870	\$10,133,172	824
Loomis Sayles	1	\$39,153,515	\$3,269,919	\$635,428	\$1,084,248	89
Macquarie	8	\$2,050,009,491	\$153,921,725	\$129,795,170	\$162,147,559	5,899
Magellan	6	\$7,363,223,580	\$169,811,847	-\$219,373,561	\$113,326,231	4,396
Milford	1	\$20,604,044	-\$120,211	-\$193,055	\$343,522	123
Monochrome	2	\$147,443,426	\$14,210,319	\$4,579,638	\$10,185,312	1,378
Montaka	1	\$68,314,802	\$6,356,278	-\$45,340	\$62,325	13
Montgomery	1	\$130,099,210	\$9,772,206	-\$1,227,215	\$1,820,596	72
Morningstar	1	\$372,048,535	\$33,219,091	\$9,710,000	\$12,465,297	1,836
Munro	3	\$675,462,281	\$80,277,815	\$24,339,225	\$32,296,013	2,120
Muzinich	1	\$1,760,230	\$1,760,230	\$1,760,230	\$0	0
Nanuk	2	\$1,061,268,404	\$101,198,711	\$5,803,175	\$3,620,394	307
PIMCO	5	\$142,620,346	\$8,506,727	\$8,934,484	\$12,062,608	402
Paradice	1	\$66,395,460	\$1,338,911	-\$593,461	\$205,912	18
Perennial	1	\$70,311,018	\$1,133,120	\$837,488	\$2,794,159	94
Perpetual Investment Management	2	\$282,345,428	\$11,291,759	\$10,989,256	\$13,698,636	341
Pinnacle	1	\$3,335,508,011	\$327,790,391	\$11,470,713	\$32,947,305	3,085
Platinum	2	\$377,358,323	\$22,100,596	-\$5,971,823	\$9,380,861	520
Plato	1	\$1,228,048,044	\$125,900,699	\$59,618,900	\$79,332,358	6,041
QuayStreet	2	\$1,099,041,753	-\$27,976,388	-\$53,760,077	\$269,249	12
Resolution	2	\$2,187,401,605	\$146,385,270	\$4,632,219	\$12,322,599	2,010
Russell Investments	6	\$1,443,209,350	\$5,547,995	-\$8,286,063	\$65,997,895	2,074
Savana	1	\$5,457,096	\$501,992	\$51,528	\$57,206	40
Schroder	5	\$451,083,731	\$22,028,340	\$17,939,297	\$33,716,461	538
Seed	1	\$44,139,939	\$5,715,891	\$5,608,662	\$6,744,882	94
Spheria	1	\$1,605,317	\$1,605,317	\$1,605,317	\$0	0
StateStreet	17	\$11,694,788,994	\$1,583,891,842	\$1,326,500,528	\$402,838,141	30,215
Switzer	2	\$412,351,474	\$22,164,855	\$1,829,186	\$9,779,117	1,365
T8	1	\$30,579,431	\$1,996,272	\$302,455	\$470,195	15
Talaria	2	\$3,010,421,047	-\$78,756,792	\$33,546,030	\$8,836,458	335
TenCap	1	\$4,351,422	\$131,861	\$0	\$149,499	20
The Perth Mint	1	\$2,501,293,103	\$84,726,643	\$177,053,933	\$218,795,575	13,502
VanEck	52	\$32,299,919,709	\$1,224,992,560	\$343,977,296	\$1,268,863,240	110,806
Vanguard	36	\$95,170,177,044	\$4,589,118,751	\$1,775,749,676	\$3,465,321,728	494,398
Vaughan Nelson	1	\$47,442,813	\$2,956,235	\$674,871	\$651,920	60

## New Funds Issued

Fund Name	Code	AUM	Inflow Outflow	Listing Date	Listing Venue
Betashares 2031 Fixed Term Corp Bond Active ETF	3IBB	\$1,000,400	\$1,000,400	30-Apr-2026	ASX
VanEck Diversified Balanced Active ETF	VBAL	\$1,298,050	\$1,298,050	30-Apr-2026	ASX
VanEck Diversified Growth Active ETF	VGRO	\$1,295,450	\$1,295,450	30-Apr-2026	ASX
VanEck Diversified High Growth Active ETF	VHGR	\$1,194,600	\$1,194,600	30-Apr-2026	ASX
ETFS Global Lithium Miners ETF	VOLT	\$762,000	\$762,000	29-Apr-2026	ASX
ETFS Global Pure Play Copper Miners ETF	CPPR	\$960,000	\$960,000	29-Apr-2026	ASX
Spheria Australian Smaller Companies Active ETF	SPHX	\$1,605,317	\$1,605,317	15-Apr-2026	ASX
<b>AB Global Strategic Core Equities Fund - Active ETF</b>	<b>SCOR</b>	<b>\$111,132,362</b>	<b>\$111,132,362</b>	<b>14-Apr-2026</b>	<b>CXA</b>
Muzinich Bdc Income Fund - Active ETF	BDCI	\$1,760,230	\$1,760,230	01-Apr-2026	ASX
Bell Global Emerging Companies Class A Active ETF	BISM	\$222,728,231	\$0	30-Mar-2026	ASX
Global X Humanoid Robotics ETF	HMND	\$1,027,800	\$0	30-Mar-2026	ASX
Vanguard International Shares High Yield ETF	VIHY	\$34,539,750	\$3,070,200	25-Mar-2026	ASX
Vanguard Global Technology Index ETF	VTEK	\$33,129,600	\$6,854,400	25-Mar-2026	ASX
Vanguard Global Technology Index (Hedged) ETF	VTKH	\$9,224,000	\$1,153,000	25-Mar-2026	ASX
Vanguard S&P 500 Us Shares Index (Hedged) ETF	V5AH	\$13,564,200	\$6,260,400	04-Mar-2026	ASX
Firetrail Alpha Plus Fund - Complex ETF	FIRE	\$7,676,162	\$3,579,728	04-Mar-2026	ASX

## Contact:

### **CBOE AUSTRALIA PTY LTD**

Level 23, Governor Phillip Tower    Email:    [ListingsAU@cboe.com](mailto:ListingsAU@cboe.com)  
1 Farrer Place, Sydney                      Website: [www.cboe.com.au](http://www.cboe.com.au)  
NSW 2000 Australia

## About Cboe Australia

Cboe Australia is the securities and derivatives exchange transforming the Australian investment market through a focus on customers and innovation. Cboe Australia delivers easy, cost-effective access to local and global investment opportunities.

Copyright 2026, Cboe Australia Pty Ltd ("Cboe Australia") ACN 129 584 667. All rights reserved. Cboe is a registered trademark. Cboe Australia holds an Australian Market Licence and operates a financial market in Australia. While Cboe Australia has taken care preparing this document, to the extent permitted by law Cboe Australia makes no representations or warranties and excludes all liability (including for negligence) in connection with the same. This document is provided for informational purposes only. Under no circumstances is it to be used as a basis for, or considered as an offer to engage in any activity or purchase or sell any security, or as a solicitation or recommendation for the purchase, sale, or offer to purchase or sell any security.

# Australian Funds Report

Trading Days: 20

Month ending: Thursday, 30 Apr 2026

Ticker	Funds Name	Listing Exchange	Listing Date	MER (% p.a)	AUM (\$m)	AUM (\$m) Change	Funds Inflow / Outflow (\$m)	Value Traded (\$)	Transacted Volume	Number of Trades	Monthly Liquidity %	% Spread	Bid Depth (\$k)	Ask Depth (\$k)	Last	Year High	Year Low	1M Total Return	1Y Total Return	3Y Total Return
	<b>Equity - Domestic</b>																			
A200	Betashares Australia 200 ETF	ASX	2018-05-08	0.04	\$9,521.71	\$328.03	\$205.74	\$350,712,532	2,367,319	28,255	3.68%	0.03%	\$581.74	\$2,578.17	144.74	153.83	119.7	2.17%	10.57%	30.50%
A300	Global X Australia 300 ETF	ASX	2025-08-06	0.04	\$10.67	\$0.22	\$0.01	\$1,569,553	30,131	365	14.70%	0.30%	\$147.41	\$166.78	50.77	53.67	48.95	1.99%	0.00%	0.00%
AASF	Airlie Australian Share Fund - Active ETF	ASX	2020-06-04	0.78	\$889.93	\$6.19	-\$25.54	\$2,784,555	731,616	238	0.31%	0.51%	\$1,688.09	\$1,556.93	3.75	4.11	3.38	3.59%	3.13%	19.89%
AEAE	Australian Ethical High Conviction Fund - Active ETF	CXA	2022-02-01	0.69	\$10.67	\$0.35	-\$0.05	\$42,844	4,534	35	0.40%	0.56%	\$406.26	\$457.66	9.42	11.05	9.01	3.86%	-1.13%	9.66%
ALFA	VanEck Australian Long Short Complex ETF	ASX	2025-01-23	0.39	\$30.59	\$2.29	\$1.52	\$2,520,205	106,570	664	8.24%	0.24%	\$84.39	\$159.78	23.44	25	16.25	2.72%	20.28%	0.00%
AMVE	AB Managed Volatility Equities Fund - MVE Class - Active ETF	CXA	2021-04-06	0.55	\$807.23	\$6.05	-\$5.40	\$81,751	45,411	6	0.01%	0.34%	\$180.84	\$359.08	1.775	1.925	1.71	1.43%	3.43%	11.92%
AQLT	Betashares Australian Quality ETF	ASX	2022-04-06	0.35	\$1,142.84	\$144.95	\$110.85	\$74,904,361	2,207,441	8,920	6.55%	0.05%	\$771.68	\$1,845.47	33.59	36	26.37	3.42%	14.28%	48.74%
ATEC	Betashares S&P/ASX Australian Technology ETF	ASX	2020-03-05	0.48	\$558.28	\$96.20	\$55.68	\$113,033,393	5,308,401	8,996	20.25%	0.10%	\$435.39	\$541.64	21.21	33.46	18.665	8.77%	-20.34%	24.34%
AUMF	iShares Edge MSCI Australia Multifactor ETF	ASX	2016-10-14	0.3	\$143.09	\$2.33	\$1.51	\$2,252,082	58,155	315	1.57%	0.13%	\$413.36	\$304.14	37.7	41.01	31.72	0.59%	9.36%	35.24%
AUST	Betashares Managed Risk Aus Shares Complex ETF	ASX	2015-11-10	0.49	\$27.18	-\$5.01	-\$5.28	\$487,341	27,255	106	1.79%	0.30%	\$126.59	\$108.77	17.61	18.72	15.71	0.86%	7.39%	18.57%
AYLD	Global X S&P/ASX 200 Covered Call Complex ETF	ASX	2023-02-01	0.6	\$58.06	-\$31.63	-\$33.70	\$6,291,996	614,628	550	10.84%	0.22%	\$299.26	\$803.10	10.19	10.7	9.31	2.31%	9.74%	29.68%
BBOZ	Betashares Aus Equities Strong Bear Complex ETF	ASX	2015-04-20	1.38	\$200.77	-\$6.72	\$3.35	\$158,160,111	7,481,738	5,858	78.78%	0.09%	\$1,827.86	\$1,938.80	22.35	35.18	19.77	-4.85%	-15.05%	-33.28%
BEAR	Betashares Australian Equities BEAR Complex ETF	ASX	2012-07-09	1.48	\$35.50	-\$2.57	-\$1.87	\$9,309,136	1,280,439	536	26.22%	0.18%	\$1,215.86	\$1,274.19	7.48	8.87	7.06	-1.84%	-4.83%	-10.10%
DACE	Dimensional Aus Core Equity Trust - Active ETF	ASX	2023-11-13	0.28	\$6,449.26	\$138.84	\$72.19	\$9,925,227	536,152	744	0.15%	0.16%	\$271.62	\$487.93	18.18	19.59	14.48	2.20%	14.95%	0.00%
DAVA	Dimensional Australian Value Trust - Active ETF	ASX	2024-08-19	0.34	\$1,413.78	-\$3.79	\$12.78	\$5,746,387	179,021	349	0.41%	0.15%	\$419.28	\$613.16	31.29	33.99	23.5	0.01%	25.17%	0.00%
DIVI	Ausbil Active Dividend Income Fund - Active ETF	ASX	2025-09-08	0.85	\$541.91	-\$12.39	-\$15.92	\$2,042,703	180,003	76	0.38%	0.51%	\$579.78	\$814.35	11.07	11.85	10.6	1.07%	0.00%	0.00%
DVDY	VanEck Morningstar Australian Moat Income ETF	ASX	2020-09-10	0.35	\$30.79	\$0.09	\$0.06	\$1,804,987	90,117	152	5.86%	0.13%	\$1,521.51	\$1,332.64	20.07	24.2	19.42	2.99%	-3.67%	7.02%
E200	State Street SPDR S&P/ASX 200 Esg ETF	ASX	2020-08-05	0.05	\$391.60	\$115.10	\$111.50	\$2,533,413	90,881	297	0.65%	0.11%	\$668.10	\$376.43	27.19	28.97	23.14	1.30%	11.10%	30.13%
EIGA	Perennial Income Generator Active ETF	ASX	2018-05-07	0.8	\$26.71	-\$0.34	-\$0.05	\$560,588	148,901	208	2.10%	0.41%	\$300.28	\$110.19	3.67	3.91	3.37	-0.60%	7.02%	18.07%
EQIN	Investors Mutual Equity Income Fund - Complex ETF	ASX	2025-09-01	0.9	\$22.28	\$0.53	\$0.59	\$717,398	186,590	32	3.22%	0.51%	\$359.73	\$371.52	3.78	4.02	3.77	1.19%	0.00%	0.00%
EX20	Betashares Aus Ex-20 Portfolio Diversifier ETF	ASX	2016-10-07	0.25	\$637.89	\$20.27	\$4.39	\$20,931,363	934,266	1,635	3.28%	0.10%	\$532.00	\$1,495.44	21.93	24.97	19.1	2.57%	5.29%	19.98%
FAIR	Betashares Australian Sustainability Leaders ETF	ASX	2017-11-29	0.49	\$1,106.74	\$18.75	-\$3.67	\$23,942,854	1,294,119	2,201	2.16%	0.10%	\$1,371.46	\$1,103.78	18.33	22.91	17.54	2.06%	-8.06%	9.01%
FHCO	Fidelity Australian High Conviction Active ETF	ASX	2024-06-03	0.85	\$1.99	\$0.27	\$0.20	\$72,674	9,023	74	3.65%	0.33%	\$183.69	\$262.79	7.89	9.72	7.49	4.33%	1.75%	0.00%
FIRE	Firetrail Alpha Plus Fund - Complex ETF	ASX	2026-03-04	0.90	\$7.68	\$3.75	\$3.58	\$2,501,269	221,007	108	32.58%	0.49%	\$283.47	\$462.02	11.14	11.63	10.4	4.31%	0.00%	0.00%
FSML	Firetrail Aust Small Companies Fund - Active ETF	ASX	2024-11-18	0.85	\$518.64	\$34.60	\$18.07	\$18,869,963	8,725,624	1,718	3.64%	0.59%	\$376.63	\$398.91	2.12	2.43	1.505	3.41%	24.63%	0.00%
G200	Betashares Wealthbuilder Aus200 Geared Complex ETF	ASX	2024-04-23	0.35	\$30.96	\$3.74	\$3.01	\$2,848,608	90,831	1,389	9.20%	0.18%	\$78.60	\$246.90	30.14	32.88	22.72	2.66%	12.40%	0.00%
GEAR	Betashares Geared Australian Equities Complex ETF	ASX	2014-05-02	0.8	\$535.45	\$13.96	-\$7.88	\$128,251,983	3,522,337	6,571	23.95%	0.07%	\$1,312.24	\$1,173.70	34.58	39.18	21.95	4.19%	16.03%	43.27%
GGBL	Betashares Wealthbuilder Global Geared Complex ETF	ASX	2025-09-30	0.35	\$45.82	\$6.55	\$3.09	\$4,721,718	195,556	2,066	10.30%	0.20%	\$44.04	\$758.00	24.57	26.75	21.94	8.81%	0.00%	0.00%
GIVE	Perpetual Esg Australian Share Active ETF	ASX	2021-11-29	0.65	\$13.07	-\$0.12	-\$0.17	\$479,614	171,554	95	3.67%	0.36%	\$269.59	\$277.09	2.79	3.5	2.69	0.36%	-1.56%	16.66%
GMVW	VanEck Geared Australian Equal Weight Complex ETF	ASX	2024-02-29	0.35	\$38.94	\$1.62	\$0.00	\$4,107,643	107,803	578	10.55%	0.16%	\$396.02	\$203.80	37	45.21	29.15	4.34%	4.45%	0.00%
GRNV	VanEck MSCI Australian Sustainable Equity ETF	ASX	2016-05-02	0.35	\$231.92	\$5.45	-\$2.46	\$13,454,616	432,703	2,570	5.80%	0.10%	\$1,318.86	\$1,009.40	30.8	35.99	28.47	3.49%	-0.44%	21.10%
GRPA	Global X S&P Australia Garp ETF	ASX	2025-10-02	0.25	\$2.02	\$0.02	\$0.00	\$35,760	1,388	10	1.77%	0.21%	\$420.85	\$248.70	25.22	25.85	23.85	1.24%	0.00%	0.00%
HVST	Betashares Aus Dividend Harvester Active ETF	ASX	2014-11-03	0.72	\$279.58	\$4.60	\$2.90	\$12,960,753	967,073	2,470	4.64%	0.15%	\$814.79	\$923.73	13.03	14.24	11.5	1.09%	4.98%	21.91%
HYLD	Betashares S&P Australian Shares High Yield ETF	ASX	2025-08-05	0.25	\$84.19	\$5.50	\$4.94	\$12,100,294	362,386	2,052	14.37%	0.09%	\$474.94	\$734.90	32.82	34.09	29.97	1.06%	0.00%	0.00%
IESG	iShares Core MSCI Australia Esg ETF	ASX	2021-06-04	0.09	\$458.16	\$29.01	\$18.62	\$23,445,464	758,089	1,559	5.12%	0.10%	\$1,092.92	\$1,124.07	30.45	33.93	26.88	3.38%	2.72%	24.37%
IHD	iShares S&P/ASX Div Opportunities Esg Screened ETF	ASX	2010-12-09	0.23	\$372.51	\$3.94	\$5.26	\$12,959,162	759,401	1,465	3.48%	0.11%	\$1,125.20	\$1,332.24	16.72	17.99	12.95	0.58%	20.32%	44.65%
IIGF	Intelligent Investor Eq Growth Fund Active ETF	ASX	2020-10-06	0.97	\$85.31	\$2.92	-\$1.43	\$1,638,305	547,999	106	1.92%	0.57%	\$285.92	\$244.96	2.99	3.25	2.54	5.28%	8.44%	12.26%

Global Equity Fund Performance Dashboard - Q3 2024																					
Ticker	Funds Name	Listing Exchange	Listing Date	MER (% p.a)	AUM (\$m)	AUM (\$m) Change	Funds Inflow / Outflow (\$m)	Value Traded (\$)	Transacted Volume	Number of Trades	Liquidity		Bid Depth (\$k)	Ask Depth (\$k)	Last	Year High	Year Low	1M Total Return	1Y Total Return	3Y Total Return	
											Monthly Liquidity %	% Spread									
ILC	iShares S&P/ASX 20 ETF	ASX	2010-12-09	0.24	\$744.17	\$10.44	\$6.08	\$21,598,450	620,224	1,422	2.90%	0.08%	\$652.87	\$955.39	33.84	35.92	27.46	1.54%	13.95%	34.28%	
IMLC	Iml Concentrated Aus Share Fund - Active ETF	ASX	2023-08-01	0.99	\$3.04	-\$0.02	-\$0.01	\$1,067	269	4	0.04%	0.50%	\$394.79	\$397.36	3.91	4.54	3.91	-0.51%	2.03%	0.00%	
IMPQ	Perennial Better Future Active ETF	ASX	2019-05-23	0.99	\$32.37	-\$0.13	-\$0.28	\$456,956	106,431	145	1.41%	0.75%	\$83.57	\$51.99	4.24	5.16	4.12	0.47%	-9.01%	-11.28%	
INES	Intelligent Investor Eth Share Fund - Active ETF	ASX	2019-06-12	0.97	\$64.74	\$1.49	-\$1.07	\$1,090,175	329,412	86	1.68%	0.54%	\$292.80	\$312.84	3.34	4	3.14	4.05%	-3.25%	16.47%	
INIF	Intelligent Investor Aus Eq Inc Fund - Active ETF	ASX	2018-06-19	0.97	\$68.91	\$0.40	-\$1.76	\$2,132,106	722,226	124	3.09%	0.60%	\$338.85	\$316.01	2.94	3.12	2.37	3.16%	15.93%	15.97%	
IOZ	iShares Core S&P/ASX 200 ETF	ASX	2010-12-09	0.05	\$8,526.35	\$257.84	\$156.80	\$403,376,206	11,351,761	27,857	4.73%	0.04%	\$2,765.58	\$2,241.74	34.79	37.04	28.85	2.17%	10.17%	29.90%	
ISO	iShares S&P/ASX Small Ordinaries ETF	ASX	2010-12-09	0.55	\$129.17	-\$52.45	-\$58.83	\$7,389,485	1,382,283	500	5.72%	0.30%	\$996.18	\$1,478.30	5.3	6.11	4.13	3.52%	15.50%	24.86%	
KSM	K2 Australian Small Cap Hedge Fund - Complex ETF	ASX	2015-12-15	1.31	\$3.64	-\$5.43	-\$5.39	\$2,197,218	946,043	93	60.44%	0.80%	\$448.95	\$468.63	2.28	2.74	2	-0.44%	-1.42%	1.25%	
LEVR	First Sentier Geared Australian Share Complex ETF	ASX	2025-05-15	0.95	\$118.67	\$5.83	\$1.54	\$1,030,162	714,234	215	0.87%	0.57%	\$162.40	\$366.23	1.365	1.78	1.245	3.80%	0.00%	0.00%	
M1DS	Paradice Australian Mid Cap Fund Active ETF	CSX	2025-11-05	0.9	\$66.40	\$1.34	-\$0.59	\$205,912	32,866	18	0.31%	0.22%	\$124.82	\$312.37	6.24	7.25	5.82	2.97%	0.00%	0.00%	
MFOA	Milford Australian Absolute Growth Complex ETF	ASX	2023-01-16	1.05	\$20.60	-\$0.12	-\$0.19	\$343,522	29,793	123	1.67%	0.21%	\$171.29	\$207.76	11.42	11.8	9.83	0.35%	9.75%	13.94%	
MQAE	Macquarie Core Australian Equity Active ETF	ASX	2024-05-15	0.03	\$1,030.31	\$50.45	\$35.08	\$61,225,814	5,137,168	3,147	5.94%	0.11%	\$603.40	\$4,233.58	11.65	12.52	9.65	2.06%	9.32%	0.00%	
MTUM	Betashares Australian Momentum ETF	ASX	2024-07-24	0.35	\$198.87	\$18.81	\$16.57	\$15,820,866	552,418	3,809	7.96%	0.11%	\$404.32	\$1,149.82	27.61	32	22.89	1.25%	5.92%	0.00%	
MVB	VanEck Australian Banks ETF	ASX	2013-10-16	0.28	\$287.63	\$8.24	\$3.66	\$13,947,976	312,784	1,599	4.85%	0.13%	\$543.03	\$500.87	43.4	47.17	32.98	2.46%	19.47%	69.03%	
MVE	VanEck S&P/ASX Midcap ETF	ASX	2013-10-16	0.45	\$469.03	\$15.46	\$4.22	\$14,582,357	339,178	1,934	3.11%	0.12%	\$521.64	\$638.58	42.17	47.44	34.37	2.48%	11.10%	25.81%	
MVOL	iShares Edge MSCI Australia Minimum Volatility ETF	ASX	2016-10-14	0.3	\$28.68	\$0.51	\$0.00	\$881,530	24,780	112	3.07%	0.12%	\$539.27	\$810.87	34.96	37.25	30.3	1.81%	9.00%	26.75%	
MVR	VanEck Australian Resources ETF	ASX	2013-10-16	0.35	\$649.82	\$30.36	\$9.53	\$39,797,732	811,516	4,857	6.12%	0.09%	\$181.18	\$300.99	47.64	50.89	27.63	3.36%	55.81%	36.08%	
MVS	VanEck Small Companies Masters ETF	ASX	2015-05-28	0.49	\$196.19	\$5.93	\$2.55	\$3,863,212	186,740	524	1.97%	0.53%	\$97.63	\$100.27	20.04	24.52	16.83	1.78%	8.55%	19.83%	
MVW	VanEck Australian Equal Weight ETF	ASX	2014-03-06	0.35	\$3,157.26	\$74.36	-\$15.97	\$70,991,051	1,861,122	7,184	2.25%	0.05%	\$678.51	\$713.35	37.59	40.77	33.03	2.93%	4.85%	21.05%	
OZDF	State Street SPDR S&P/ASX 200 Finan Ex A-REIT ETF	ASX	2011-04-13	0.34	\$41.49	\$0.76	\$0.00	\$1,608,521	51,002	289	3.88%	0.09%	\$850.15	\$626.96	30.57	32.6	24.43	1.87%	12.33%	65.56%	
OZRE	State Street SPDR S&P/ASX 200 Resources ETF	ASX	2011-04-13	0.34	\$257.86	\$8.76	\$1.71	\$15,796,906	900,099	1,908	6.13%	0.12%	\$1,032.11	\$1,519.00	17.07	18.5	10.12	2.83%	50.95%	34.72%	
OZXX	Global X Australia Ex Financials & Resources ETF	ASX	2023-04-13	0.25	\$6.23	\$0.03	\$0.00	\$135,170	13,758	63	2.17%	0.26%	\$264.44	\$164.94	9.57	11.91	9.5	0.42%	-8.07%	5.41%	
QFN	Betashares Australian Financials Sector ETF	ASX	2010-12-15	0.34	\$79.49	\$1.68	\$0.00	\$5,708,046	309,209	901	7.18%	0.11%	\$1,334.61	\$1,307.78	18	19.5	14.21	2.16%	12.18%	65.79%	
QOZ	Betashares Ftse Rafi Australia 200 ETF	ASX	2013-07-11	0.4	\$1,108.72	\$74.90	\$62.11	\$56,330,508	2,935,162	6,263	5.08%	0.08%	\$735.67	\$1,742.28	18.82	20.01	14.4	1.24%	20.44%	41.67%	
QRE	Betashares Australian Resources Sector ETF	ASX	2010-12-15	0.34	\$452.41	\$14.88	\$3.93	\$29,001,396	2,851,564	3,656	6.41%	0.17%	\$946.31	\$1,160.23	9.83	10.66	5.82	2.50%	50.73%	35.29%	
RARI	Russell Investments Aus Responsible Investment ETF	ASX	2015-04-08	0.45	\$423.38	-\$7.87	-\$15.57	\$13,642,837	452,285	236	3.22%	0.32%	\$826.56	\$313.76	29.65	33.17	26.49	1.79%	4.27%	29.66%	
RDV	Russell Investments High Dividend Aus. Shares ETF	ASX	2010-05-14	0.34	\$331.10	\$11.91	\$7.13	\$7,108,386	208,173	595	2.15%	0.16%	\$626.13	\$595.78	33.84	36.02	28.3	1.50%	11.14%	33.83%	
SFY	SPDR S&P/ASX 50 ETF	ASX	2001-08-27	0.20	\$709.43	\$709.43	\$709.43	\$35,287,746	456,251	927	4.97%	0.07%	\$431.98	\$423.63	75.8	80.08	63.65	1.90%	9.38%	29.36%	
SMLL	Betashares Australian Small Companies Select ETF	ASX	2017-04-11	0.39	\$326.92	\$15.28	\$16.76	\$16,072,160	3,712,624	1,687	4.92%	0.41%	\$635.40	\$1,254.42	4.19	5.06	3.25	-0.48%	19.34%	28.39%	
SPHX	Spheria Australian Smaller Companies Active ETF	ASX	2026-04-15	1.1	\$1.61	\$1.61	\$1.61	\$627,662	56,038	25	39.10%	0.60%	\$253.86	\$519.56	11.12	11.27	11.05	0.00%	0.00%	0.00%	
SSO	State Street SPDR S&P/ASX Small Ordinaries ETF	ASX	2011-04-13	0.5	\$27.72	\$0.78	\$0.00	\$555,866	34,692	138	2.01%	0.17%	\$279.45	\$255.09	15.71	18.21	12.42	2.88%	14.94%	24.92%	
STW	SPDR S&P/ASX 200 ETF	ASX	2001-08-27	0.05	\$6,299.64	\$138.79	\$7.78	\$213,490,464	2,685,961	8,792	3.39%	0.03%	\$2,122.18	\$1,359.89	77.8	82.71	64.59	2.13%	10.08%	29.89%	
SWTZ	Switzer Dividend Growth Fund - Active ETF	ASX	2017-02-24	0.89	\$56.21	\$0.18	-\$0.29	\$1,088,240	439,586	143	1.94%	0.56%	\$373.29	\$328.13	2.42	2.55	2.125	1.21%	8.71%	12.88%	
SYI	State Str SPDR MSCI Aus Select High Div Yield ETF	ASX	2010-09-29	0.2	\$628.74	\$14.43	\$5.29	\$32,343,531	1,034,965	6,918	5.14%	0.08%	\$473.90	\$610.87	30.67	32.02	25.98	1.49%	16.98%	30.56%	
TCAP	Ten Cap Alpha Plus Complex ETF	ASX	2025-11-24	0.97	\$4.35	\$0.13	\$0.00	\$149,499	15,133	20	3.44%	0.21%	\$380.49	\$1,363.93	9.57	10.33	9.16	3.13%	0.00%	0.00%	
VAS	Vanguard Australian Shares Index ETF	ASX	2009-05-08	0.07	\$24,174.47	\$863.65	\$522.17	\$1,159,543,...	10,630,803	98,383	4.80%	0.02%	\$909.65	\$1,189.88	107.36	114.25	88.64	2.27%	10.22%	29.77%	
VEETH	Vanguard Ethically Conscious Australian Shares ETF	ASX	2020-10-14	0.16	\$624.09	\$9.28	\$2.00	\$15,050,270	217,291	3,440	2.41%	0.07%	\$695.32	\$1,032.97	67.54	75	58.4	1.86%	5.39%	29.22%	
VHY	Vanguard Australian Shares High Yield ETF	ASX	2011-05-26	0.25	\$7,185.47	\$186.45	\$144.83	\$304,374,663	3,618,521	36,993	4.24%	0.03%	\$191.74	\$666.27	82.88	86.19	63.36	1.58%	21.76%	43.36%	
VLC	Vanguard MSCI Australian Large Companies Index ETF	ASX	2011-05-26	0.2	\$308.77	-\$0.89	-\$3.16	\$11,455,274	126,603	1,767	3.71%	0.07%	\$503.63	\$599.73	87.78	93.02	71.11	1.65%	12.79%	33.89%	
VSO	Vanguard MSCI Australian Small Companies Index ETF	ASX	2011-05-26	0.3	\$1,119.88	\$58.99	\$9.89	\$28,559,986	386,451	5,398	2.55%	0.09%	\$86.70	\$359.63	73.25	81.45	55	4.63%	17.45%	30.95%	
XX20	First Sentier Ex-20 Australian Share Active ETF	ASX	2025-12-03	0.75	\$105.10	\$10.70	\$1.34	\$59,129	48,634	12	0.06%	0.63%	\$172.61	\$395.88	1.22	1.54	1.1	9.91%	0.00%	0.00%	
YMAX	Betashares Aus Top 20 Eq Yield Max Complex ETF	ASX	2012-11-26	0.76	\$660.13	\$15.92	\$13.30	\$31,152,970	4,127,845	3,512	4.72%	0.21%	\$752.28	\$1,124.48	7.42	8.04	6.78	1.00%	5.90%	21.39%	
ZYAU	Global X S&P/ASX 200 High Dividend ETF	ASX	2015-06-12	0.24	\$94.26	\$1.07	\$1.07	\$4,531,015	435,380	682	4.81%	0.17%	\$1,206.55	\$1,254.00	10.23	10.95	7.73	0.00%	22.80%	37.45%	
Equity - International																					
ACDC	Global X Battery Tech & Lithium ETF	ASX	2018-09-03	0.69	\$827.90	\$138.61	\$10.21	\$40,051,216	246,137	4,776	4.84%	0.15%	\$75.77	\$659.38	170.23	172.63	71.61	18.63%	107.97%	89.51%	
ADEF	Apostle Dundas Gbl Eqty Fund - Class D Active ETF	ASX	2021-02-24	0.9	\$14.49	\$0.30	-\$0.22	\$387,687	68,169	27	2.68%	0.32%	\$371.44	\$231.27	5.65	6.49	5.44	3.67%	-3.89%	19.94%	
AGX1	Antipodes Global Value Active ETF	ASX	2018-11-07	1.1	\$386.91	\$10.43	\$2.58	\$10,704,116	1,553,363	541	2.77%	0.34%	\$90.70	\$147.79	6.85	7.24	6	2.09%	19.79%	51.70%	
AINF	Global X Ai Infrastructure ETF	ASX	2025-04-30	0.57	\$108.37	\$26.35	\$14.22	\$24,894,362	1,398,078	3,584	22.97%	0.31%	\$17.40	\$360.25	17.78	18.97	10.03	14.78%	77.27%	0.00%	
ALPH	Schroder Global Equity Alpha Fund - Active ETF	ASX	2024-12-09	0.65	\$9.48	\$0.65	\$0.00	\$1,221,898	113,538	41	12.88%	0.44%	\$61.89	\$63.43	10.9	11.59	8.99	7.39%	14.27%	0.00%	
ARMR	Betashares Global Defence ETF	ASX	2024-10-04	0.55	\$231.78	-\$7.99	\$2.35	\$19,571,388	776,031	5,094	8.44%	0.30%	\$16.54	\$90.53	23.52	29.58	18.5	-4.31%	14.76%	0.00%	
ASAO	Abrdn Sust Asian Opportunities Active ETF	ASX	2022-10-19	1.18	\$1.75	\$0.18	\$0.00	\$6,191	4,227	51	0.35%	0.39%	\$136.79	\$140.19	1.47	1.515	1.08	11.79%	33.52%	39.26%	

	Global Market Performance Dashboard - Q3 2024																	Key Metrics Summary			
	Ticker	Funds Name	Listing Exchange	Listing Date	MER (% p.a)	AUM (\$m)	AUM (\$m) Change	Funds Inflow / Outflow (\$m)	Value Traded (\$)	Transacted Volume	Number of Trades	Monthly Liquidity %	% Spread	Bid Depth (\$k)	Ask Depth (\$k)	Last	Year High	Year Low	1M Total Return	1Y Total Return	3Y Total Return
ASIA	Betashares ASIA Technology Tigers ETF		ASX	2018-09-21	0.67	\$1,190.03	\$252.46	\$14.05	\$53,747,376	3,230,806	12,143	4.52%	0.13%	\$45.98	\$98.31	17.56	17.93	9.36	25.43%	73.26%	157.90%
ATOM	Global X Uranium ETF		ASX	2022-12-07	0.69	\$149.84	\$15.72	\$1.32	\$16,157,117	598,631	2,656	10.78%	0.27%	\$24.03	\$47.53	26.3	31.64	11.32	10.74%	95.34%	173.80%
AVNG	Avantis Global Equity Active ETF		ASX	2026-04-01	0.45	\$7.30	\$7.30	\$7.30	\$222,789	21,061	53	3.05%	0.17%	\$417.02	\$1,046.01	10.67	10.77	10.28	0.00%	0.00%	0.00%
AVSV	Avantis Global Small Cap Value Active ETF		ASX	2026-04-01	0.45	\$14.63	\$14.63	\$14.63	\$1,285,413	114,200	379	8.78%	0.17%	\$365.89	\$1,105.08	11.28	11.55	10.87	0.00%	0.00%	0.00%
B1SM	Bell Global Emerging Companies Class A Active ETF		ASX	2026-03-30	1.34	\$222.73	\$7.54	\$0.00	\$101,726	14,463	4	0.05%	0.26%	\$413.97	\$415.26	7.09	7.09	6.73	3.50%	0.00%	0.00%
BAOR	Aoris Int Fund (Class B) (Unhedged) Active ETF		ASX	2023-05-01	1.1	\$143.04	\$4.80	\$0.11	\$2,499,324	1,179,301	164	1.75%	0.66%	\$173.60	\$200.98	2.13	2.74	2.01	3.40%	-7.66%	0.00%
BBUS	Betashares Us Eqty Strong Bear Ccy H Complex ETF		ASX	2015-08-26	1.38	\$155.73	-\$1.63	\$32.44	\$111,922,613	4,024,633	4,277	71.87%	0.08%	\$760.43	\$582.55	26.27	34.35	2.76	-21.65%	-42.77%	-71.69%
BEMG	Betashares MSCI Emerging Markets Complex ETF		ASX	2025-08-25	0.35	\$99.62	\$50.22	\$45.04	\$35,572,051	1,087,245	2,521	35.71%	0.36%	\$28.27	\$254.56	34.64	35.55	29.39	10.49%	0.00%	0.00%
BEST	ETFS US Quality ETF		ASX	2025-11-17	0.29	\$17.88	-\$0.60	\$0.00	\$17,892	1,613	3	0.10%	0.54%	\$58.29	\$29.58	11.35	12.71	9.94	0.00%	0.00%	0.00%
BGBL	Betashares Global Shares ETF		ASX	2023-05-11	0.08	\$3,942.69	\$375.93	\$179.66	\$212,349,361	2,711,416	10,223	5.39%	0.04%	\$228.13	\$1,548.36	78.8	83.21	64.85	5.50%	15.26%	0.00%
BNKS	Betashares Global Banks Currency Hedged ETF		ASX	2016-08-01	0.57	\$179.84	\$36.29	\$25.04	\$44,059,530	3,483,628	3,274	24.50%	0.19%	\$128.37	\$415.17	12.52	13.19	7.49	7.84%	42.18%	119.25%
BUGG	Global X Cybersecurity ETF		ASX	2023-09-13	0.47	\$20.13	\$7.97	\$7.31	\$10,442,403	1,172,851	1,088	51.88%	0.26%	\$30.66	\$125.74	9.14	14.26	7.96	5.42%	-27.51%	0.00%
CETF	VanEck Ftse China A50 ETF		ASX	2015-06-26	0.6	\$37.30	\$1.56	\$0.00	\$2,817,439	44,797	371	7.55%	0.43%	\$56.84	\$37.76	64.28	67.6	55.15	4.37%	16.78%	19.57%
CFLO	Betashares Global Cash Flow Kings ETF		ASX	2023-11-16	0.4	\$27.01	\$2.14	\$1.36	\$2,310,399	127,543	480	8.56%	0.17%	\$146.39	\$119.79	18.09	19.75	16.22	3.14%	4.28%	0.00%
CGHE	Claremont Global Fund (Hedged) Active ETF		ASX	2024-02-12	1.25	\$49.19	-\$0.74	-\$2.62	\$442,808	279,559	39	0.90%	0.37%	\$162.88	\$588.61	1.5825	1.82	1.485	3.77%	-4.38%	0.00%
CGUN	Claremont Global Fund Active ETF		ASX	2024-02-12	1.25	\$54.87	-\$0.05	-\$0.65	\$1,078,663	777,632	35	1.97%	0.53%	\$550.68	\$1,019.33	1.385	1.87	1.335	1.09%	-11.61%	0.00%
CLDD	Betashares Cloud Computing ETF		ASX	2021-02-24	0.67	\$31.87	-\$1.00	-\$1.09	\$1,801,680	173,706	859	5.65%	0.31%	\$37.67	\$38.92	10.89	14.58	9.62	0.28%	-16.55%	10.11%
CLNE	VanEck Global Clean Energy ETF		ASX	2021-03-10	0.65	\$89.78	\$11.86	\$3.80	\$6,772,317	752,565	1,559	7.54%	0.28%	\$22.42	\$47.35	9.49	9.49	5.19	10.35%	77.70%	12.01%
CNEW	VanEck China New Economy ETF		ASX	2018-11-09	0.95	\$96.27	\$15.56	\$12.86	\$18,910,301	2,406,566	1,252	19.64%	0.34%	\$45.61	\$23.87	8.04	8.58	6.26	3.34%	22.14%	6.92%
CORE	Schroder Global CORE Fund - Active ETF		ASX	2025-06-04	0.25	\$37.78	\$3.90	\$1.33	\$1,796,135	164,647	63	4.75%	0.19%	\$249.50	\$1,074.19	11.08	11.47	9.98	7.57%	0.00%	0.00%
CPPR	ETFS Global Pure Play Copper Miners ETF		ASX	2026-04-29	0.39	\$0.96	\$0.96	\$0.96	\$103,055	10,562	15	10.73%	0.64%	\$17.41	\$50.64	9.6	9.88	9.6	0.00%	0.00%	0.00%
CRYP	Betashares Crypto Innovators ETF		ASX	2021-11-04	0.67	\$178.69	\$24.25	-\$5.58	\$18,486,708	2,580,103	3,686	10.35%	0.25%	\$38.56	\$28.12	6.98	10.81	4.32	19.32%	25.31%	163.40%
CURE	Global X S&P Biotech ETF		ASX	2018-11-12	0.45	\$39.05	\$0.87	\$0.00	\$2,711,400	42,482	473	6.94%	0.43%	\$42.26	\$45.22	60.64	65.96	38.76	2.28%	38.76%	48.96%
DAOR	Aoris Int Fund (Class D) (Hedged) Active ETF		ASX	2023-05-01	1.15	\$143.80	\$8.28	-\$1.94	\$3,421,791	1,839,497	204	2.38%	0.38%	\$312.99	\$968.75	1.855	2.02	1.62	7.54%	0.82%	0.00%
DFGH	Dimensional Global Core Eq Aud Hgd - Active ETF		ASX	2023-11-13	0.36	\$3,975.31	\$287.20	\$6.40	\$9,331,191	217,770	698	0.23%	0.19%	\$190.53	\$332.10	43.11	43.75	29.6	7.61%	28.96%	0.00%
DFND	VanEck Global Defence ETF		ASX	2024-09-12	0.65	\$289.22	-\$0.79	\$5.49	\$21,058,285	543,574	3,657	7.28%	0.35%	\$20.88	\$219.72	36.61	45.47	26.91	-2.16%	18.31%	0.00%
DGCE	Dimensional Global Eq Trust Unhgd - Active ETF		ASX	2023-11-13	0.36	\$5,077.62	\$238.37	\$34.34	\$8,260,540	277,770	559	0.16%	0.19%	\$135.79	\$267.59	29.91	31.04	24.84	4.22%	16.40%	0.00%
DGSM	Dimensional Global Small Company - Active ETF		ASX	2024-08-19	0.65	\$671.54	\$23.91	\$3.55	\$725,863	19,444	180	0.11%	0.29%	\$86.94	\$271.67	37.08	38.88	30.43	3.14%	16.55%	0.00%
DGVA	Dimensional Global Value Trust - Active ETF		ASX	2024-08-19	0.45	\$1,116.34	\$35.85	\$9.61	\$3,724,322	132,567	746	0.33%	0.23%	\$82.96	\$267.53	28.26	28.5	23.2	2.43%	21.17%	0.00%
DRGN	Global X China Tech ETF		ASX	2025-05-08	0.45	\$75.33	\$6.94	\$1.24	\$12,555,404	1,024,094	1,832	16.67%	0.32%	\$35.84	\$126.99	12.35	14.86	9.65	8.33%	0.00%	0.00%
DRIV	Betashares Electric Vehicles and Ftr Mobility ETF		ASX	2021-12-15	0.67	\$17.61	\$4.20	\$2.30	\$2,802,578	252,771	1,086	15.92%	0.27%	\$17.86	\$96.41	11.5	11.63	7.62	14.20%	37.28%	42.31%
DRUG	Betashares Global Healthcare Currency Hedged ETF		ASX	2016-08-08	0.57	\$159.58	-\$12.27	-\$8.16	\$22,806,274	2,705,189	1,914	14.29%	0.18%	\$124.59	\$124.18	8.16	9.1	7.27	-2.39%	4.52%	7.92%
DTEC	Global X Defence Tech ETF		ASX	2024-10-09	0.50	\$127.61	-\$7.40	\$2.50	\$13,894,155	763,917	2,986	10.89%	0.38%	\$12.64	\$101.31	16.68	21.5	12.4	-7.33%	16.34%	0.00%
EAFZ	Ellerston Asia Growth Fund Complex ETF		ASX	2023-06-08	0.75	\$38.81	\$4.73	-\$0.76	\$1,485,423	184,227	110	3.83%	0.23%	\$680.32	\$215.51	8.43	8.5	6.76	16.12%	31.37%	0.00%
EMKT	VanEck MSCI Multifactor Em Markets Equity ETF		ASX	2018-04-12	0.69	\$646.31	\$110.72	\$39.97	\$51,064,785	1,499,097	5,303	7.90%	0.19%	\$25.55	\$531.58	34.54	35.65	24.21	13.21%	35.53%	77.32%
EMXC	iShares MSCI Emerging Markets Ex China ETF		ASX	2024-06-13	0.25	\$428.68	\$53.38	\$3.87	\$19,343,896	532,380	2,309	4.51%	0.40%	\$33.92	\$326.99	37.24	38.34	24.07	13.19%	43.83%	0.00%
ERTH	Betashares Climate Change Innovation ETF		ASX	2021-03-11	0.65	\$83.45	\$6.45	\$0.00	\$1,653,508	158,606	923	1.98%	0.27%	\$74.46	\$61.18	10.61	10.76	7.86	8.38%	23.97%	9.57%
ESGI	VanEck MSCI International Sustainable Equity ETF		ASX	2018-03-08	0.55	\$218.52	\$4.46	\$0.00	\$5,450,408	163,844	1,201	2.49%	0.14%	\$103.53	\$396.06	32.84	39	31.65	2.08%	-1.65%	27.06%
ESPO	VanEck Video Gaming and Esports ETF		ASX	2020-09-10	0.55	\$78.91	-\$1.08	-\$0.77	\$2,194,408	140,385	700	2.78%	0.22%	\$45.21	\$21.51	15.44	22.35	15.2	-0.39%	-9.95%	74.63%
ESTX	Global X Euro Stoxx 50 ETF		ASX	2016-07-21	0.35	\$430.94	\$8.07	\$0.00	\$16,051,963	149,665	1,676	3.72%	0.13%	\$80.64	\$325.75	104.17	115.74	92.83	1.91%	4.72%	34.84%
ETHI	Betashares Global Sustainability Leaders ETF		ASX	2017-01-09	0.59	\$3,543.74	\$172.16	\$19.85	\$51,500,900	3,366,236	8,137	1.45%	0.10%	\$200.92	\$180.10	15.27	16.98	14	4.52%	4.46%	38.17%
EXUS	Betashares Global Shares Ex Us ETF		ASX	2025-11-10	0.14	\$66.25	\$8.22	\$7.36	\$12,967,292	363,522	3,093	19.57%	0.16%	\$51.03	\$736.99	35.05	37.5	32.91	1.48%	0.00%	0.00%
F100	Betashares Ftse 100 ETF		ASX	2019-07-16	0.45	\$412.03	-\$1.41	\$0.00	\$11,821,397	785,062	2,690	2.87%	0.16%	\$367.75	\$363.85	14.6	15.74	12.5	-0.34%	11.75%	40.45%
FANG	Global X FANG+ ETF		ASX	2020-03-02	0.35	\$1,551.06	\$316.73	\$109.92	\$223,632,580	7,032,633	12,734	14.42%	0.06%	\$87.26	\$118.54	33.31	38.58	24.95	16.75%	18.56%	144.64%
FASI	Fidelity Asia Active ETF		ASX	2024-05-31	1.16	\$27.50	\$2.56	\$1.68	\$2,537,144	224,570	218	9.23%	0.43%	\$53.82	\$59.31	11.22	12.55	9.94	3.51%	11.54%	0.00%
FCAP	Fidelity Global Future Leaders Active ETF		ASX	2024-05-31	1.1	\$7.13	\$0.13	-\$0.57	\$480,289	42,800	87	6.73%	0.29%	\$45.60	\$51.36	11.38	12.35	10.19	9.95%	5.74%	0.00%
FEMX	Fidelity Global Emerging Markets Active ETF		ASX	2018-11-05	0.99	\$173.42	\$11.41	\$0.29	\$4,931,464	671,909	954	2.84%	0.45%	\$41.40	\$38.87	7.32	7.74	5.73	6.86%	19.64%	28.47%
FHNG	Global X Fang+ (Currency Hedged) ETF		ASX	2024-07-05	0.38	\$133.38	\$70.64	\$57.79	\$69,470,164	5,751,893	2,495	52.09%	0.25%	\$202.84	\$714.42	12.7	13.68	8.11	20.49%	29.30%	0.00%
FIIN	Fidelity India Active ETF		ASX	2024-05-31	1.2	\$6.14	-\$0.11	-\$0.19	\$490,024	64,648	131	7.99%	1.10%	\$27.22	\$35.99	7.42	11	7.19	1.23%	-19.40%	0.00%
FOOD	Betashares Glb Agriculture Comp Currency Hdgd ETF		ASX	2016-08-04	0.57	\$79.60	-\$0.49	\$1.70	\$8,438,078	985,676	2,442	10.60%	0.23%	\$23.41	\$24.64	8.52	8.92	5.6	-2.74%	33.48%	26.40%
FRGG	Franklin Global Growth Fund - Active ETF		ASX	2024-04-15	0.90	\$195.28	\$3.50	-\$14.39	\$50,720	28,404	20	0.03%	0.47%	\$179.22	\$527.89	1.875	2.56	1.67	9.33%	-0.98%	0.00%

Ticker	Funds Name	Listing Exchange	Listing Date	MER (% p.a)	AUM (\$m)	AUM (\$m) Change	Funds Inflow / Outflow (\$m)	Value Traded (\$)	Transacted Volume	Number of Trades	Monthly Liquidity %	% Spread	Bid Depth (\$k)	Ask Depth (\$k)	Last	Year High	Year Low	1M Total Return	1Y Total Return	3Y Total Return	Performance	
																					1M	3Y
FTEC	Global X Fintech & Blockchain ETF	CXA	2021-10-14	0.69	\$4.32	\$0.28	\$0.00	\$1,172,043	121,199	65	27.12%	0.49%	\$98.49	\$90.12	9.8	13.21	8.92	6.99%	-8.84%	45.17%	1M	3Y
FUEL	Betashares Global Energy Comp Currency Hedged ETF	ASX	2016-06-20	0.57	\$280.31	-\$32.69	-\$26.11	\$52,219,698	6,059,939	6,023	18.63%	0.17%	\$158.45	\$121.29	8.85	9.17	5.27	-2.10%	50.81%	52.47%	1M	3Y
FUTR	Janus Henderson Global Sustainable Eq Active ETF	ASX	2021-09-22	0.8	\$2.10	\$0.18	\$0.00	\$277,970	7,447	19	13.21%	0.39%	\$46.45	\$42.34	37.95	40.23	34.46	9.30%	15.20%	44.77%	1M	3Y
GAME	Betashares Video Games and Esports ETF	ASX	2022-02-09	0.57	\$24.34	-\$3.17	-\$2.85	\$1,987,347	136,713	1,201	8.16%	0.30%	\$63.84	\$9.59	14.23	21.37	14.01	-1.18%	-12.92%	52.68%	1M	3Y
GARP	Global X S&P World Ex Australia GARP ETF	ASX	2024-09-26	0.30	\$136.33	\$6.77	\$1.84	\$5,512,849	447,534	728	4.04%	0.17%	\$91.42	\$557.20	12.28	13.74	10.32	3.80%	10.98%	0.00%	1M	3Y
GCQF	Gcq Global Equities Complex ETF	ASX	2025-03-03	1.25	\$268.83	\$26.46	\$10.55	\$16,198,339	3,901,839	541	6.03%	0.28%	\$369.64	\$1,461.84	4.22	5.6	3.85	6.57%	-14.21%	0.00%	1M	3Y
GDXX	VanEck Gold Miners ETF	ASX	2015-06-26	0.53	\$1,455.70	-\$48.88	\$26.19	\$136,803,396	980,978	12,575	9.40%	0.12%	\$37.92	\$29.70	124.73	175	66.08	-4.99%	65.30%	144.50%	1M	3Y
GGUS	Betashares Geared Us Eqty Ccy Hedged Complex ETF	ASX	2015-08-18	0.8	\$380.42	\$63.65	-\$24.62	\$70,293,274	1,374,589	3,945	18.48%	0.08%	\$336.17	\$161.59	54.1	55.44	25	27.87%	59.57%	137.76%	1M	3Y
GHHF	Betashares Wealthbuilder All Gr Geared Complex ETF	ASX	2024-04-23	0.35	\$280.58	\$34.56	\$15.24	\$21,702,204	640,435	6,838	7.73%	0.12%	\$14.04	\$220.65	33.66	35.33	24.31	7.85%	22.08%	0.00%	1M	3Y
GHIF	Ausbil Gbl Essential Infra Fund (Hdg) - Active ETF	ASX	2025-10-13	1	\$289.91	\$1.81	-\$0.73	\$302,757	22,001	15	0.10%	0.62%	\$1,339.33	\$1,371.33	13.7	13.98	12.09	1.32%	0.00%	0.00%	1M	3Y
GLOB	Barrow Hanley Global Share Active ETF	ASX	2022-06-06	0.99	\$503.37	\$30.62	\$13.66	\$17,859,818	3,653,536	1,187	3.55%	0.21%	\$436.32	\$337.86	4.91	5.5	4.5	3.59%	12.10%	38.98%	1M	3Y
GMTL	Global X Green Metal Miners ETF	ASX	2022-10-26	0.69	\$11.56	\$1.91	\$1.44	\$3,559,607	242,024	426	30.80%	0.31%	\$120.80	\$95.97	14.44	16.14	6.43	4.79%	105.77%	49.41%	1M	3Y
GNDQ	Betashares Wealthbuilder Nasdaq Geared Complex ETF	ASX	2024-10-15	0.50	\$64.82	\$11.22	\$0.00	\$9,038,440	278,210	1,833	13.94%	0.20%	\$149.02	\$555.63	34.1	36.83	21.3	20.92%	37.77%	0.00%	1M	3Y
GOAT	VanEck Morningstar International Wide Moat ETF	ASX	2020-09-10	0.55	\$55.20	-\$0.09	\$0.00	\$4,165,963	157,255	696	7.55%	0.15%	\$103.72	\$228.95	25.95	30.49	25.29	-0.15%	0.99%	16.60%	1M	3Y
GPEQ	VanEck Global Listed Private Equity ETF	ASX	2021-11-25	0.65	\$56.99	\$5.85	\$4.64	\$6,036,669	315,138	584	10.59%	0.19%	\$41.78	\$65.62	18.56	25.96	17.26	2.37%	-17.05%	31.46%	1M	3Y
GRIN	VanEck India Growth Leaders ETF	ASX	2025-04-24	0.75	\$14.55	\$1.00	\$0.00	\$1,252,066	68,679	128	8.61%	0.67%	\$45.65	\$80.72	18.15	22.45	16.77	7.40%	-8.65%	0.00%	1M	3Y
GSCF	Ausbil Global Smallcap Fund - Active ETF	ASX	2025-10-13	1.2	\$126.26	\$10.02	-\$0.52	\$432,365	24,771	36	0.34%	0.68%	\$1,340.35	\$1,657.18	17.68	18.72	16.21	9.07%	0.00%	0.00%	1M	3Y
GSUS	Candriam Sustainable Gbl Equity Fund - Active ETF	ASX	2025-10-29	0.55	\$183.36	\$14.83	\$1.12	\$89,195	6,875	3	0.05%	0.48%	\$1,111.62	\$1,109.90	13.16	13.79	12.17	8.13%	0.00%	0.00%	1M	3Y
GTUM	Betashares Global Momentum ETF	ASX	2026-02-03	0.35	\$6.99	\$1.65	\$1.03	\$1,585,209	77,220	888	22.67%	0.26%	\$88.81	\$674.73	20.57	20.98	18.18	11.61%	0.00%	0.00%	1M	3Y
GWTH	VanEck MSCI International Growth ETF	ASX	2025-08-28	0.40	\$14.43	\$1.25	\$0.00	\$2,416,657	128,889	95	16.75%	0.64%	\$125.13	\$375.43	19.24	22.2	17.36	9.44%	0.00%	0.00%	1M	3Y
GXAI	Global X Artificial Intelligence ETF	ASX	2024-04-10	0.57	\$213.17	\$33.27	\$1.49	\$12,051,318	842,499	2,332	5.65%	0.17%	\$64.07	\$218.13	14.85	15.84	9.94	17.67%	34.48%	0.00%	1M	3Y
H100	Betashares Ftse 100 Currency Hedged ETF	ASX	2023-10-25	0.48	\$17.21	\$1.60	\$1.32	\$1,599,224	117,018	289	9.29%	0.20%	\$271.22	\$347.17	13.24	14.02	10.16	1.77%	21.68%	0.00%	1M	3Y
HACK	Betashares Global Cybersecurity ETF	ASX	2016-09-01	0.67	\$1,187.98	\$69.45	\$1.25	\$45,086,866	3,694,944	9,166	3.80%	0.13%	\$99.45	\$72.60	12.53	15.86	11.29	6.10%	-7.66%	58.29%	1M	3Y
HETH	Betashares Global Sustainability Leaders Ch ETF	ASX	2020-07-22	0.62	\$680.04	\$44.75	-\$7.79	\$13,808,512	882,149	699	2.03%	0.14%	\$391.50	\$497.57	15.58	16	12.11	8.27%	16.32%	46.66%	1M	3Y
HEUR	Betashares Europe Currency Hedged ETF	ASX	2016-05-12	0.56	\$84.44	-\$14.60	-\$19.17	\$29,487,517	1,647,118	1,127	34.92%	0.16%	\$172.02	\$196.17	17.43	20.09	13	4.62%	15.81%	37.55%	1M	3Y
HGBL	Betashares Global Shares Currency Hedged ETF	ASX	2023-05-18	0.11	\$2,372.86	\$220.27	\$19.25	\$181,809,696	2,282,070	8,549	7.66%	0.04%	\$264.41	\$963.09	80.2	80.97	55.64	9.34%	27.59%	0.00%	1M	3Y
HGCQ	Gcq Global Equities Hedged Complex ETF	ASX	2026-03-02	1.25	\$13.99	\$3.75	\$2.77	\$3,239,835	637,063	98	23.16%	0.22%	\$462.54	\$1,378.36	5.27	5.38	4.81	9.56%	0.00%	0.00%	1M	3Y
HGEN	Global X Hydrogen ETF	ASX	2021-10-07	0.69	\$54.28	\$16.23	\$1.16	\$7,270,482	707,738	1,876	13.39%	0.37%	\$17.38	\$18.90	11.6	11.69	3.68	39.59%	188.44%	73.29%	1M	3Y
HHIF	Hejaz High Innovation Active ETF	ASX	2024-04-30	1.55	\$9.58	\$0.92	-\$0.03	\$53,703	62,799	60	0.56%	1.21%	\$270.20	\$277.02	0.86	1.07	0.775	10.97%	-6.01%	0.00%	1M	3Y
HJHI	Hejaz High Income Active ETF	ASX	2024-04-30	1.10	\$9.78	\$0.57	-\$0.02	\$42,872	39,234	89	0.44%	0.94%	\$302.74	\$303.83	1.09	1.145	0.965	6.34%	6.55%	0.00%	1M	3Y
HJPN	Betashares Japan Currency Hedged ETF	ASX	2016-05-12	0.56	\$273.36	\$36.29	\$17.40	\$37,657,858	1,287,948	3,214	13.78%	0.15%	\$114.72	\$251.14	29	30.3	15.6	7.97%	51.45%	108.10%	1M	3Y
HLTH	VanEck Global Healthcare Leaders ETF	ASX	2020-09-10	0.45	\$47.91	-\$2.54	\$0.00	\$2,604,326	234,296	423	5.44%	0.21%	\$49.50	\$58.56	10.75	13	10.36	-5.04%	-3.41%	2.24%	1M	3Y
HMND	Global X Humanoid Robotics ETF	ASX	2026-03-30	0.57	\$1.03	\$0.09	\$0.00	\$766,252	14,927	189	74.55%	0.86%	\$44.60	\$288.07	51.39	53.31	46.91	9.50%	0.00%	0.00%	1M	3Y
HNDQ	Betashares Nasdaq 100 Currency Hedged ETF	ASX	2020-07-22	0.51	\$865.18	\$194.02	\$81.00	\$126,371,565	2,493,179	4,957	14.61%	0.05%	\$539.05	\$755.99	52.94	53.71	32.96	16.84%	37.08%	96.31%	1M	3Y
HQLT	Betashares Glb Qlty Leaders Currency Hedged ETF	ASX	2020-06-10	0.38	\$130.89	\$9.73	\$0.83	\$4,419,976	133,638	482	3.38%	0.16%	\$288.32	\$436.93	33.16	34.98	25.2	7.35%	16.59%	53.82%	1M	3Y
HQUS	Beta S&P 500 Equal Weight Currency Hedged ETF	ASX	2024-07-12	0.32	\$247.23	-\$2.76	-\$16.67	\$32,075,369	672,508	1,219	12.97%	0.20%	\$219.07	\$739.31	47.62	48.99	36.08	5.56%	18.48%	0.00%	1M	3Y
HUGE	ETFS Magnificent 7+ ETF	ASX	2025-05-06	0.29	\$21.66	\$0.65	\$1.73	\$632,059	52,336	88	2.92%	0.36%	\$54.72	\$196.89	11.55	13.69	9.92	0.00%	0.00%	0.00%	1M	3Y
HVLU	VanEck MSCI International Value (Aud Hedged) ETF	ASX	2023-11-09	0.43	\$73.95	\$13.25	\$6.00	\$12,908,297	340,561	680	17.46%	0.20%	\$52.63	\$192.50	39.97	40.26	23.83	11.96%	49.78%	0.00%	1M	3Y
HYGG	Hyperion Global Growth Companies Fund - Active ETF	ASX	2021-03-22	0.7	\$3,335.51	\$327.79	\$11.47	\$32,947,305	5,438,181	3,085	0.99%	0.23%	\$164.95	\$260.79	6.2	7.82	5.33	10.52%	0.32%	85.63%	1M	3Y
IAA	iShares Asia 50 ETF	ASX	2008-09-10	0.29	\$1,430.67	\$178.06	-\$9.89	\$44,966,069	268,022	5,317	3.14%	0.25%	\$26.25	\$91.56	170.54	177.37	100	15.00%	60.16%	102.68%	1M	3Y
IACT	iShares U.S. Factor Rotation Active ETF	ASX	2025-06-11	0.45	\$282.32	\$29.29	\$11.68	\$12,504,974	458,168	1,407	4.43%	0.21%	\$43.21	\$296.07	27.82	29.29	25.27	6.96%	0.00%	0.00%	1M	3Y
IAEF	India Avenue Equity Fund Active ETF	CXA	2025-03-18	1.1	\$11.65	\$0.65	\$0.30	\$985,078	1,177,192	83	8.46%	0.74%	\$48.34	\$492.31	0.81	1.165	0.78	3.18%	-7.62%	0.00%	1M	3Y
IEM	iShares MSCI Emerging Markets ETF	ASX	2007-10-10	0.69	\$1,638.05	\$176.50	\$19.42	\$60,001,825	680,970	8,605	3.66%	0.08%	\$41.49	\$199.58	88.93	90.5	64.46	10.75%	31.64%	57.79%	1M	3Y
IEU	iShares Europe ETF	ASX	2007-10-10	0.58	\$1,078.16	-\$32.56	-\$47.76	\$49,466,396	495,830	3,760	4.59%	0.12%	\$136.64	\$388.10	97.07	105	86.16	1.37%	7.01%	32.68%	1M	3Y
IHO0	iShares Global 100 Aud Hedged ETF	ASX	2014-12-18	0.43	\$720.97	\$94.35	\$16.52	\$31,309,797	133,383	1,214	4.34%	0.13%	\$395.44	\$785.79	239.39	242.62	150	12.42%	39.10%	81.85%	1M	3Y
IHQL	iShares MSCI World ex Australia Quality (AUD Hedged) ETF	CXA	2024-02-22	0.28	\$1.82	\$0.30	\$0.18	\$610,527	20,036	12	33.46%	0.11%	\$72.50	\$108.64	30.41	30.87	23.39	7.88%	24.86%	0.00%	1M	3Y
IHVV	iShares S&P 500 Aud Hedged ETF	ASX	2014-12-18	0.1	\$3,740.93	\$469.05	\$107.07	\$208,615,289	3,290,657	9,126	5.58%	0.03%	\$840.05	\$3,770.21	64.65	65.43	44.18	11.06%	28.06%	69.19%	1M	3Y
IHWL	iShares Core MSCI World Ex Aus Eqsg (Aud Hed) ETF	ASX	2016-04-28	0.13	\$974.63	\$104.12	\$6.96	\$40,735,076	652,918	2,459	4.18%	0.07%	\$357.33	\$472.47	63.24	63.84	43.2	11.16%	27.91%	65.34%	1M	3Y
IIND	Betashares India Quality ETF.	ASX	2019-08-06	0.8	\$182.30	\$8.80	-\$1.19	\$5,395,101	547,089	1,957	2.96%	0.69%	\$33.53	\$45.83	9.92	12.45	9.19	5.76%	-16.17%	5.99%	1M	3Y
IISV	Intell Investor Select Value Shr Fund - Active ETF	ASX	2023-03-31	0.97	\$65.99	\$3.39	-\$0.15	\$1,245,195	375,470	90	1.89%	0.54%	\$302.00	\$294.28	3.36	3.84	3.12	5.66%	4.74%	42.56%	1M	3Y
IJH	iShares S&P Mid-Cap ETF	ASX	2007-10-10	0.07	\$467.55	\$12.47	-\$2.76	\$11,783,794	234,592	1,472	2.52%	0.09%	\$177.88	\$170.60	50.02	52.56	41.55	3.35%	14.03%	38.87%	1M	3Y

Global Market Performance Report - Q3 2024																					
Ticker	Funds Name	Listing Exchange	Listing Date	MER (% p.a)	AUM (\$m)	AUM (\$m) Change	Funds Inflow / Outflow (\$m)		Value Traded (\$)	Transacted Volume	Number of Trades	Monthly Liquidity		Bid Depth (\$k)	Ask Depth (\$k)	Last	Year High	Year Low	1M Total Return	1Y Total Return	3Y Total Return
							%	% Spread													
IJP	iShares MSCI Japan ETF	ASX	2007-10-10	0.5	\$1,383.00	\$28.25	\$4.58	\$68,903,490	560,334	6,542	4.98%	0.07%	\$260.04	\$412.58	121.13	132.53	98	1.75%	13.74%	46.60%	
IJR	iShares S&P Small-Cap ETF	ASX	2007-10-10	0.07	\$809.53	-\$14.02	-\$59.15	\$17,280,243	92,214	1,570	2.13%	0.10%	\$730.33	\$188.64	188.62	193.82	147.06	5.48%	21.18%	38.78%	
IKO	iShares MSCI South Korea ETF	ASX	2007-11-15	0.45	\$141.51	\$33.95	\$0.00	\$24,896,735	115,939	3,060	17.59%	0.26%	\$19.27	\$37.96	229.8	237.49	84.51	31.56%	155.24%	151.70%	
IMTM	iShares MSCI World ex Australia Momentum ETF	CXA	2024-02-16	0.25	\$19.00	\$2.90	\$1.00	\$2,763,993	83,900	64	14.54%	0.17%	\$114.63	\$90.51	33.34	34.01	26.5	11.77%	18.27%	0.00%	
INCM	Betashares S&P Global High Dividend Aristocrat ETF	ASX	2018-10-22	0.45	\$92.39	-\$2.75	-\$2.81	\$15,448,655	814,365	1,692	16.72%	0.15%	\$73.95	\$171.56	19	20.21	18.02	0.80%	7.40%	39.56%	
IOO	iShares Global 100 ETF	ASX	2007-10-10	0.4	\$5,407.44	\$476.52	\$25.22	\$130,670,243	721,838	17,071	2.42%	0.04%	\$94.24	\$119.12	185.45	192.5	137.29	9.15%	26.70%	74.81%	
IQLT	iShares MSCI World ex Australia Quality ETF	CXA	2024-02-16	0.25	\$17.74	\$0.67	\$0.00	\$889,515	30,066	31	5.01%	0.18%	\$156.65	\$274.77	29.56	31.26	26.12	3.94%	12.01%	0.00%	
ISLM	Hejaz Equities Fund Active ETF	ASX	2022-10-17	1.89	\$48.50	\$6.12	\$1.88	\$2,476,024	2,143,995	239	5.11%	0.83%	\$311.23	\$293.19	1.155	1.19	1.05	10.00%	12.79%	38.20%	
ITEK	iShares Nasdaq Top 30 ETF	ASX	2022-08-17	0.55	\$8.60	\$1.24	\$0.01	\$476,456	15,017	160	5.54%	0.17%	\$31.84	\$58.41	33.02	35.15	25.74	16.72%	23.10%	37.29%	
IVE	iShares MSCI EAFE ETF	ASX	2007-10-10	0.32	\$571.35	\$9.41	\$0.76	\$12,989,295	91,764	900	2.27%	0.16%	\$135.69	\$258.21	138.56	148	120.68	1.54%	8.99%	35.43%	
IVHG	iShares MSCI World ex Australia Value (AUD Hedged) ETF	CXA	2024-02-22	0.28	\$6.14	\$1.69	\$1.15	\$2,470,188	65,901	106	40.20%	0.14%	\$72.39	\$76.08	38.4	38.4	23.41	11.95%	64.06%	0.00%	
IVLU	iShares MSCI World ex Australia Value ETF	CXA	2024-02-16	0.25	\$32.73	\$4.69	\$2.18	\$4,039,553	113,736	127	12.34%	0.22%	\$85.82	\$159.68	36.36	36.36	26.05	8.93%	38.72%	0.00%	
IVV	iShares S&P 500 ETF	ASX	2007-10-10	0.04	\$12,764.10	\$1,090.62	\$251.96	\$487,256,893	7,455,691	61,419	3.82%	0.03%	\$808.30	\$1,935.27	66.54	70.08	53.52	7.18%	16.83%	64.67%	
IWLD	iShares Core MSCI World Ex Australia Esg ETF	ASX	2016-04-28	0.09	\$1,583.55	\$145.20	\$39.78	\$81,433,758	1,254,023	4,790	5.14%	0.06%	\$232.52	\$671.21	65.75	69.74	52.79	7.33%	15.55%	58.02%	
IXI	iShares Global Consumer Staples ETF	ASX	2009-03-11	0.41	\$137.97	-\$3.06	\$2.53	\$19,386,692	204,683	1,329	14.05%	0.13%	\$47.70	\$64.71	93.75	104.23	91.3	-3.96%	-6.04%	3.15%	
IXJ	iShares Global Healthcare ETF	ASX	2009-03-11	0.41	\$1,267.88	-\$70.66	\$4.25	\$34,127,804	261,214	7,622	2.69%	0.07%	\$32.84	\$86.59	125.84	153.2	125.68	-5.60%	-6.49%	1.46%	
IZZ	iShares China Large-Cap ETF	ASX	2007-11-15	0.6	\$488.49	\$28.41	\$27.96	\$34,184,692	666,430	4,862	7.00%	0.10%	\$56.86	\$137.58	50.65	63.14	48.08	0.10%	-1.04%	27.63%	
J100	Global X Japan Topix 100 ETF	ASX	2025-11-25	0.4	\$15.99	\$7.18	\$7.00	\$8,580,015	168,909	876	53.66%	0.29%	\$57.77	\$275.19	49.97	54.81	47	2.13%	0.00%	0.00%	
JEGA	Jpm Global Equity Premium Income Complex ETF	ASX	2024-08-01	0.40	\$19.28	-\$0.05	\$1.12	\$1,631,771	35,580	595	8.47%	0.44%	\$18.40	\$53.47	44.72	57	44	-5.35%	-10.06%	0.00%	
JEME	Jpmorgan Em Research Enhanced Idx Eqty Active ETF	ASX	2025-11-03	0.35	\$12.65	\$1.96	\$0.77	\$1,782,252	23,592	175	14.09%	0.53%	\$39.62	\$100.51	76.67	78.23	68.54	11.12%	0.00%	0.00%	
JEPI	Jpmorgan Equity Premium Income Active ETF	ASX	2022-11-10	0.4	\$164.47	-\$6.38	-\$1.90	\$6,535,720	133,854	1,262	3.97%	0.23%	\$27.98	\$149.52	48.22	57.78	47.73	-2.00%	-0.43%	16.66%	
JGLO	Jpmorgan Global Select Equity Active ETF	ASX	2024-04-26	0.47	\$6.02	\$0.60	\$0.29	\$91,608	1,624	96	1.52%	0.59%	\$39.90	\$219.13	57.32	61	50.03	5.83%	9.53%	0.00%	
JHGA	Jpm Gbl Equity Premium Income Hedged Complex ETF	ASX	2024-08-01	0.4	\$8.19	\$0.43	\$0.48	\$880,435	17,793	72	10.75%	0.67%	\$21.41	\$70.48	48.12	52.7	47.94	-0.04%	2.31%	0.00%	
JHLO	Jpmorgan Global Select Equity (Hedged) Active ETF	ASX	2024-04-26	0.55	\$4.23	\$0.66	\$0.30	\$137,697	2,276	16	3.26%	0.56%	\$58.15	\$273.14	60.37	61	46	9.98%	21.86%	0.00%	
JHPI	Jpmorgan Equity Premium Income (Hedged) Active ETF	ASX	2023-05-25	0.4	\$10.22	\$0.93	\$0.77	\$2,024,110	39,569	104	19.80%	0.35%	\$126.52	\$178.86	50.93	53.15	44.94	2.36%	9.91%	0.00%	
JNDQ	Betashares Nasdaq Next Gen 100 ETF	ASX	2024-02-22	0.48	\$11.98	\$1.56	\$0.72	\$1,734,615	88,692	478	14.48%	0.22%	\$59.08	\$80.32	19.12	20.39	14.7	8.08%	23.52%	0.00%	
JPEQ	Jpmorgan Us 100Q Equity Premium Income Active ETF	ASX	2023-05-25	0.4	\$84.48	\$10.11	\$6.79	\$5,788,661	99,438	966	6.85%	0.23%	\$16.47	\$92.08	58.8	68.38	52.63	5.31%	13.59%	0.00%	
JPHQ	Jpmorgan Us 100Q Eq Prem Inc (Hedged) Active ETF	ASX	2023-05-25	0.4	\$12.50	\$1.54	\$0.61	\$1,360,177	22,558	169	10.88%	0.35%	\$32.17	\$192.82	60.72	62.47	46.59	9.33%	23.61%	0.00%	
JREG	Jpmorgan Global Research En Index Eqty Active ETF	ASX	2022-11-10	0.3	\$62.78	\$3.65	\$0.41	\$1,992,029	24,357	300	3.17%	0.33%	\$107.52	\$131.48	82.56	87.06	69.13	5.48%	14.68%	57.25%	
JRHG	Jpmorgan Global Research En In Eqty (H) Active ETF	ASX	2023-11-16	0.3	\$25.77	\$2.27	\$0.00	\$1,061,093	14,135	184	4.12%	0.42%	\$17.01	\$53.02	75.78	76.44	53.47	9.68%	26.97%	0.00%	
L1HI	L1 Capital International (Hedged) Active ETF	ASX	2024-07-22	1.2	\$31.67	\$4.39	\$1.91	\$2,121,551	374,789	65	6.70%	0.70%	\$763.42	\$830.88	5.75	6.08	4.72	9.11%	14.33%	0.00%	
L1IF	L1 Capital International (Unhedged) Active ETF	ASX	2023-11-22	1.2	\$466.11	\$27.18	\$5.54	\$4,175,949	681,787	288	0.90%	0.46%	\$327.42	\$552.16	6.17	7.02	5.76	4.93%	0.99%	0.00%	
LHGG	Lakehouse Global Growth Fund Active ETF	ASX	2025-04-07	1.3	\$209.90	-\$2.95	-\$3.63	\$1,154,452	742,406	373	0.55%	0.44%	\$154.15	\$461.17	1.555	2.83	1.48	0.32%	-29.21%	0.00%	
LNAS	Global X Ultra Long Nasdaq 100 Complex ETF	ASX	2020-07-13	1	\$78.37	\$23.43	-\$0.29	\$56,931,842	4,276,047	1,765	72.64%	0.12%	\$2,134.88	\$2,541.27	14.69	15.17	5.29	43.18%	87.80%	191.85%	
LNYN	Lanyon Investment Fund Active ETF	ASX	2024-08-01	1	\$151.42	\$5.50	-\$0.81	\$670,754	345,916	23	0.44%	0.43%	\$381.51	\$382.63	1.93	2	1.4	4.32%	32.05%	0.00%	
LPGD	Loftus Peak Global Disruption Active ETF	ASX	2020-11-09	1.2	\$744.66	\$79.59	-\$5.88	\$8,576,838	1,555,138	754	1.15%	0.35%	\$639.90	\$1,205.64	5.62	6.125	4.31	12.85%	22.75%	114.15%	
LPHD	Loftus Peak Global Disruption Hedged Active ETF	ASX	2025-09-01	1.2	\$113.93	\$21.98	\$5.50	\$1,556,334	160,876	70	1.37%	0.24%	\$342.18	\$926.77	10.07	10.36	8.54	17.92%	0.00%	0.00%	
LSGE	Loomis Sayles Global Equity Fund - Active ETF	ASX	2021-10-01	0.99	\$39.15	\$3.27	\$0.64	\$1,084,248	513,805	89	2.77%	0.96%	\$186.45	\$179.25	2.12	3.9	1.945	7.34%	7.01%	59.40%	
MAET	Munro Global Growth Fund Complex ETF	ASX	2020-11-02	1.35	\$361.87	\$34.04	\$3.46	\$9,483,207	1,516,441	758	2.62%	0.34%	\$200.32	\$258.51	6.33	7.31	5.72	9.33%	19.14%	74.25%	
MCCL	Munro Climate Change Leaders Fund Active ETF	ASX	2022-01-20	0.9	\$211.26	\$31.41	\$13.60	\$14,440,639	700,137	767	6.84%	0.25%	\$213.96	\$709.54	20.53	21.19	14.41	9.90%	44.09%	151.98%	
MCGG	Munro Concentrated Global Growth Active ETF	ASX	2022-02-03	0.7	\$102.33	\$14.83	\$7.27	\$8,372,167	558,668	595	8.18%	0.31%	\$237.21	\$496.28	15.23	17.03	13.07	8.63%	21.25%	98.71%	
MGOC	Magellan Global Fund - Open Class Units - Active ETF	ASX	2020-11-30	1.35	\$5,016.15	\$140.02	-\$181.27	\$87,229,844	32,398,732	2,585	1.74%	0.38%	\$1,815.42	\$376.18	2.75	3.27	2.56	6.59%	1.08%	32.29%	
MHG	Magellan Global Eq Fund (Currencyhdg) - Active ETF	ASX	2015-08-10	1.35	\$93.94	\$8.36	-\$0.74	\$3,774,255	978,754	113	4.02%	0.62%	\$335.90	\$280.25	3.95	4.19	3.39	10.64%	11.18%	37.35%	
MHOT	VanEck Morningstar Wide Moat (Aud Hedged) ETF	ASX	2023-11-09	0.52	\$27.12	-\$0.52	-\$1.69	\$3,254,560	24,212	136	12.00%	0.37%	\$1,019.47	\$569.56	135.03	147.18	110	4.21%	15.64%	0.00%	
MIDS	Antipodes Global Smid Active ETF	ASX	2025-11-10	1.2	\$100.90	\$10.23	\$4.67	\$4,087,842	427,709	324	4.05%	0.43%	\$93.57	\$303.54	9.52	9.99	8.63	6.13%	0.00%	0.00%	
MKAX	Montaka Global Extension Fund - Complex ETF	ASX	2020-06-24	1.25	\$68.31	\$6.36	-\$0.05	\$62,325	21,443	13	0.09%	0.69%	\$462.74	\$349.50	2.99	4.6	2.71	10.33%	-3.56%	57.51%	
MNRS	Betashares Global Gold Miners Currency Hedged ETF	ASX	2016-07-29	0.57	\$252.77	-\$14.75	-\$6.13	\$35,837,438	2,096,798	5,616	14.18%	0.21%	\$245.72	\$178.49	15.32	21.69	6.69	-3.22%	82.75%	155.93%	
MOAT	VanEck Morningstar Wide Moat ETF	ASX	2015-06-26	0.49	\$896.75	-\$4.77	-\$2.93	\$28,534,099	241,946	3,426	3.18%	0.10%	\$96.83	\$168.35	117	135.49	110.21	-0.20%	5.82%	26.08%	
MOGL	Montaka Global Fund - Active ETF	ASX	2017-12-20	1.32	\$130.10	\$9.77	-\$1.23	\$1,820,596	457,725	72	1.40%	0.53%	\$514.24	\$248.81	3.94	5.17	3.6	9.14%	-3.35%	53.97%	
MQEG	Macquarie Core Global Equity Active ETF	ASX	2024-05-15	0.08	\$155.14	\$25.18	\$18.25	\$20,483,049	1,579,980	787	13.20%	0.20%	\$128.08	\$226.83	13.03	13.74	10	5.37%	18.20%	0.00%	
MQHG	Macquarie Core Global Equity (Hedged) Active ETF	ASX	2025-12-04	0.18	\$10.55	\$2.86	\$2.11	\$2,792,228	266,604	176	26.47%	0.24%	\$100.89	\$122.88	10.55	10.69	9.46	9.80%	0.00%	0.00%	

Global Market Performance Dashboard - Q3 2024																				
Ticker	Funds Name	Listing Exchange	Listing Date	MER (% p.a)	AUM (\$m)	AUM (\$m) Change	Funds Inflow / Outflow (\$m)	Value Traded (\$)	Transacted Volume	Number of Trades	Monthly Liquidity %	% Spread	Bid Depth (\$k)	Ask Depth (\$k)	Last	Year High	Year Low	1M Total Return	1Y Total Return	3Y Total Return
MQWS	Macquarie Walter Scott Global Equity Active ETF	ASX	2023-11-22	1.28	\$26.10	\$0.85	\$0.09	\$548,000	64,393	47	2.10%	0.36%	\$56.94	\$103.14	8.51	11.1	8.07	3.03%	0.74%	0.00%
MSTR	Morningstar International Shares Active ETF	ASX	2019-11-12	0.39	\$372.05	\$33.22	\$9.71	\$12,465,297	1,282,908	1,836	3.35%	0.30%	\$89.83	\$137.46	9.71	10.88	8.5	6.94%	20.32%	36.96%
N DIA	Global X India Nifty 50 ETF	ASX	2019-06-21	0.69	\$175.99	\$1.18	\$2.98	\$10,238,801	1,64,994	2,075	5.82%	0.37%	\$38.50	\$126.03	59.55	79.99	58.86	-1.03%	-21.40%	2.24%
NDQ	Betashares Nasdaq 100 ETF	ASX	2015-05-26	0.48	\$8,055.80	\$1,131.22	\$241.27	\$455,133,054	8,480,789	51,312	5.65%	0.03%	\$833.89	\$1,209.17	56.11	58.72	40.69	12.85%	25.53%	89.84%
NNUK	Nanuk New World Fund Active ETF	ASX	2022-03-21	1.1	\$847.58	\$73.26	\$0.07	\$2,549,149	1,181,832	258	0.30%	0.81%	\$160.47	\$157.06	2.2	2.24	1.815	9.45%	27.93%	58.17%
NNWH	Nanuk New World Fund (Currency Hedged) Active ETF	ASX	2024-09-30	1.1	\$213.68	\$27.94	\$5.74	\$1,071,244	787,207	49	0.50%	0.90%	\$118.13	\$111.26	1.405	1.425	0.96	11.95%	40.55%	0.00%
OPPT	Magellan Global Opportunities Fund - Active ETF	ASX	2021-08-31	0.75	\$307.55	\$15.31	-\$3.97	\$4,763,280	2,983,365	213	1.55%	0.52%	\$658.67	\$284.80	1.615	1.885	1.5	6.60%	3.70%	37.83%
PAXX	Platinum Asia Fund Complex ETF	ASX	2017-09-14	1.1	\$302.75	\$21.18	-\$2.69	\$6,072,116	987,816	372	2.01%	0.48%	\$932.72	\$365.37	6.27	6.49	4.46	8.48%	34.36%	50.75%
PGA1	Plato Global Alpha Fund Complex ETF	ASX	2024-11-25	0.88	\$1,228.05	\$125.90	\$59.62	\$79,332,358	5,819,808	6,041	6.46%	0.14%	\$56.15	\$394.98	13.75	15.54	9.86	6.01%	28.76%	0.00%
PIXX	Platinum International Fund Active ETF	ASX	2017-09-14	1.1	\$74.61	\$0.92	-\$3.28	\$3,308,746	646,481	148	4.43%	0.53%	\$989.84	\$256.29	5.19	5.88	4.56	5.70%	7.35%	9.41%
QHAL	VanEck MSCI International Quality (Aud Hedged) ETF	ASX	2019-03-25	0.43	\$2,426.28	\$218.96	\$30.46	\$78,357,352	1,454,806	6,224	3.23%	0.07%	\$75.67	\$1,068.81	54.4	55.79	39.5	8.54%	22.52%	60.28%
QHSM	VanEck MSCI Intl SML Comp Quality (Aud Hedged) ETF	ASX	2023-11-09	0.62	\$264.71	\$20.25	\$0.00	\$20,994,853	629,172	1,556	7.93%	0.33%	\$142.88	\$137.65	33.08	34.25	23.97	8.28%	19.86%	0.00%
QLTY	Betashares Global Quality Leaders ETF	ASX	2018-11-07	0.35	\$919.45	\$52.49	\$20.98	\$28,864,364	922,947	4,859	3.14%	0.09%	\$118.60	\$230.88	31.08	34.49	28.04	3.63%	4.93%	44.20%
QMAX	Betashares Nasdaq 100 Yield Maximiser Complex ETF	ASX	2022-10-07	0.68	\$31.51	\$1.93	\$0.01	\$1,961,235	69,990	821	6.22%	0.34%	\$50.86	\$186.25	28.59	31.11	24.83	7.10%	13.72%	55.06%
QMIX	State Street SPDR MSCI World Quality Mix ETF	ASX	2015-09-14	0.18	\$387.98	\$9.72	\$3.42	\$9,911,202	288,004	1,526	2.55%	0.15%	\$170.19	\$1,589.33	34.22	36	30.5	1.66%	10.10%	44.84%
QNDQ	Betashares Nasdaq 100 Equal Weight ETF	ASX	2024-02-22	0.48	\$18.23	\$1.73	\$0.42	\$972,858	59,348	124	5.34%	0.19%	\$226.17	\$173.40	16.75	17.66	13.89	7.93%	12.46%	0.00%
QSM L	VanEck MSCI Intl Small Companies Quality ETF	ASX	2021-03-10	0.59	\$1,526.28	\$37.90	-\$18.13	\$48,674,449	1,564,320	5,070	3.19%	0.09%	\$107.79	\$119.64	30.6	33.5	25.82	3.76%	8.33%	43.28%
QUAL	VanEck MSCI International Quality ETF	ASX	2014-10-31	0.4	\$8,045.20	\$423.66	\$75.40	\$176,232,018	2,961,854	11,265	2.19%	0.06%	\$117.48	\$614.02	59.5	63.5	51.5	4.57%	10.90%	53.64%
QUS	Betashares S&P 500 Equal Weight ETF	ASX	2014-12-19	0.29	\$995.68	\$25.17	\$14.02	\$69,880,709	1,341,238	5,393	7.02%	0.09%	\$129.81	\$242.70	51.94	55.26	46.62	1.15%	7.91%	32.53%
QYLD	Global X Nasdaq 100 Covered Call Complex ETF	ASX	2023-02-01	0.6	\$22.89	\$1.60	\$1.10	\$1,227,291	113,843	415	5.36%	0.44%	\$31.46	\$66.71	10.83	11.74	10.2	3.28%	9.60%	28.54%
R3AL	Clearbridge Real Income Fund - Active ETF	ASX	2025-01-28	0.85	\$470.27	\$1.14	-\$0.36	\$825,071	528,214	74	0.18%	0.38%	\$75.27	\$306.76	1.56	1.7	1.5	1.53%	4.11%	0.00%
RBTZ	Betashares Global Robotics & Artificial Intell ETF	ASX	2018-09-14	0.57	\$305.77	\$35.19	\$1.49	\$16,695,040	1,146,538	4,042	5.46%	0.14%	\$97.32	\$206.10	14.9	16.61	11.42	12.45%	19.03%	39.81%
RCAP	Resolution Cap Global Prop Sec Fund - Active ETF	ASX	2022-02-22	0.8	\$2,159.87	\$145.79	\$4.04	\$9,916,104	5,454,603	1,809	0.46%	0.42%	\$377.65	\$107.32	1.825	1.91	1.43	7.54%	16.31%	25.88%
RGOS	Russell Sust Global Opportunities Complex ETF	ASX	2024-04-16	0.95	\$33.66	\$9.97	\$8.55	\$8,987,449	415,129	162	26.70%	0.51%	\$279.72	\$472.84	21.93	23.13	19.49	5.99%	12.82%	0.00%
RIIF	Resolution Gbl Listed Infra Fund - Active ETF	ASX	2025-03-25	0.7	\$27.53	\$0.59	\$0.59	\$2,406,495	1,816,666	201	8.74%	0.73%	\$57.04	\$50.16	1.305	1.355	1.01	0.40%	23.28%	0.00%
ROBO	Global X ROBO Global Robotics & Automation ETF	ASX	2017-09-14	0.69	\$297.25	\$47.49	\$11.69	\$21,644,699	231,892	1,981	7.28%	0.23%	\$278.65	\$34.25	97.38	101.28	63.01	14.34%	39.83%	39.32%
ROYL	Betashares Global Royalties ETF	ASX	2022-09-13	0.69	\$76.72	\$3.66	\$3.27	\$7,839,181	590,634	2,197	10.22%	0.24%	\$35.79	\$62.38	12.98	15.32	10.4	1.02%	18.12%	55.30%
RSSL	Global X Russell 2000 ETF	ASX	2025-02-12	0.18	\$18.82	\$1.15	\$0.00	\$445,307	42,070	91	2.37%	0.41%	\$74.69	\$737.79	10.6	11.25	7.85	6.53%	26.28%	0.00%
S3GO	Firetrail S3 Global Opps Fund - Active ETF	ASX	2022-10-11	0.72	\$17.78	\$1.95	\$0.54	\$1,040,821	164,311	85	5.85%	0.36%	\$252.16	\$274.34	6.49	7.12	5.88	8.89%	19.14%	63.00%
SCOR	AB Global Strategic Core Equities Fund - Active ETF	CXA	2026-04-14	0.70	\$111.13	\$111.13	\$111.13	\$105	100	1	0.00%	0.72%	\$187.42	\$1,778.09	1.045	1.045	1.045	0.00%	0.00%	0.00%
SEMI	Global X Semiconductor ETF	ASX	2021-08-31	0.45	\$780.81	\$272.51	\$98.64	\$161,937,848	5,597,877	12,911	20.74%	0.11%	\$56.53	\$432.98	31.82	32.71	12.69	34.20%	126.88%	252.76%
SLVM	Global X Silver Miners ETF.	ASX	2026-01-29	0.65	\$45.20	\$4.46	\$5.65	\$12,408,487	294,657	1,716	27.45%	0.77%	\$24.09	\$506.20	37.67	56.66	33.6	-2.91%	0.00%	0.00%
SNAS	Global X Ultra Short Nasdaq 100 Complex ETF	ASX	2020-07-13	1	\$67.97	-\$35.06	-\$1.72	\$150,707,912	10,383,874	5,418	221.73%	0.11%	\$1,752.23	\$2,487.59	13.21	40.3	12.74	-32.36%	-53.80%	-81.34%
SPY	State Street SPDR S&P 500 ETF	ASX	2014-10-13	0.09	\$389.13	\$26.12	\$0.00	\$16,673,454	16,999	1,499	4.28%	0.05%	\$239.78	\$419.01	996.35	1049.28	801.84	7.20%	16.84%	64.35%
SVNP	Savana Us Small Caps Active ETF	ASX	2022-01-21	1	\$5.46	\$0.50	\$0.05	\$57,206	33,239	40	1.05%	0.86%	\$90.35	\$145.15	1.74	1.765	1.095	9.09%	48.09%	52.22%
T3MP	Jpmorgan Climate Change Solutions Active ETF	ASX	2022-12-09	0.55	\$3.33	\$0.51	\$0.37	\$535,715	7,354	33	16.10%	0.46%	\$38.30	\$83.74	73.92	74.3	55.41	4.97%	26.27%	46.49%
T8EV	T8 Energy Vision Active ETF	CXA	2024-03-28	1.25	\$30.58	\$2.00	\$0.30	\$470,195	662,185	15	1.54%	0.71%	\$140.00	\$2,813.76	0.715	0.715	0.435	5.93%	58.89%	0.00%
TECH	Global X Morningstar Global Technology ETF	ASX	2017-04-11	0.45	\$284.59	\$23.42	-\$5.55	\$13,858,915	155,816	1,330	4.87%	0.15%	\$71.57	\$202.79	92.45	117	80.6	11.09%	2.62%	33.75%
TLRA	Talaria Global Equity Fund Complex ETF	CXA	2021-11-11	1.16	\$2,550.93	-\$85.95	\$21.02	\$6,959,516	1,458,776	256	0.27%	0.30%	\$147.94	\$233.38	4.73	5.22	4.65	-2.59%	3.49%	15.84%
TLRH	Talaria Global Equity Fund Currency Hedged Complex ETF	CXA	2021-11-11	1.2	\$459.50	\$7.19	\$12.52	\$1,876,941	318,116	79	0.41%	0.25%	\$233.27	\$230.76	5.87	6.02	5.21	0.55%	12.11%	20.92%
U100	Global X Us 100 ETF	ASX	2023-08-23	0.18	\$88.52	\$13.59	\$1.64	\$8,254,210	528,681	1,290	9.32%	0.16%	\$202.21	\$461.55	16.35	17.98	11.96	15.96%	24.50%	0.00%
UMAX	Betashares S&P 500 Yield Maximiser Complex ETF	ASX	2014-09-19	0.79	\$283.36	\$7.68	\$0.09	\$7,872,767	317,446	1,758	2.78%	0.20%	\$61.60	\$153.80	24.99	27.31	23.13	3.22%	8.12%	40.03%
URAN	VanEck Uranium and Energy Innovation ETF	ASX	2025-10-30	0.59	\$14.98	\$0.69	\$0.00	\$1,344,222	73,911	322	8.98%	0.57%	\$22.21	\$172.48	17.62	22.66	16.4	4.82%	0.00%	0.00%
URNM	Betashares Global Uranium ETF	ASX	2022-06-10	0.69	\$348.69	\$37.40	\$29.42	\$53,001,733	4,215,227	7,420	15.20%	0.20%	\$52.40	\$256.11	12.01	15.49	5.76	2.56%	79.40%	126.80%
UYLD	Global X S&P 500 Covered Call Complex ETF	ASX	2023-02-01	0.6	\$13.82	\$0.54	\$0.52	\$1,407,453	137,357	282	10.18%	0.51%	\$19.79	\$55.78	10.22	11.6	10.08	1.08%	3.75%	21.91%
V500	Vanguard S&P 500 Us Shares Index ETF	ASX	2026-03-04	0.07	\$78.45	\$25.82	\$22.12	\$23,889,139	472,455	15,360	30.45%	0.07%	\$358.19	\$984.51	51.44	51.83	47.49	7.09%	0.00%	0.00%
V5AH	Vanguard S&P 500 Us Shares Index (Hedged) ETF	ASX	2026-03-04	0.09	\$13.56	\$7.00	\$6.26	\$10,204,955	197,280	1,388	75.23%	0.10%	\$275.60	\$1,315.71	52.17	52.57	46.37	11.19%	0.00%	0.00%
VAE	Vanguard Ftse Asia Ex Japan Shares Index ETF	ASX	2015-12-11	0.4	\$819.70	\$86.00	\$10.84	\$30,034,217	297,930	6,901	3.66%	0.22%	\$33.39	\$301.54	102.03	104.29	74.07	10.33%	31.92%	57.20%
VDAL	Vanguard Diversified All Growth Index ETF	ASX	2025-03-05	0.27	\$336.60	\$33.17	\$20.18	\$30,702,052	554,226	40,213	9.12%	0.10%	\$11.28	\$315.08	55.05	57.17	44.21	4.82%	16.29%	0.00%
VEQ	Vanguard Ftse Europe Shares ETF	ASX	2015-12-11	0.35	\$569.24	\$17.46	\$10.32	\$30,972,338	358,061	7,422	5.44%	0.12%	\$33.76	\$158.44	84.51	91.94	74.01	1.62%	7.28%	32.96%
VESG	Vanguard Ethically Conscious Intl Shares Indx ETF	ASX	2018-09-13	0.18	\$1,368.08	\$104.55	\$4.03	\$28,836,036	269,147	6,480	2.11%	0.07%	\$108.92	\$447.70	108.55	114.59	87.66	8.39%	16.09%	59.50%



Global Fixed Income & Bond Market Performance - Q3 2024																					
Ticker	Funds Name	Listing Exchange	Listing Date	MER (% p.a)	AUM (\$m)	AUM (\$m) Change	Funds Inflow / Outflow (\$m)		Value Traded (\$)	Transacted Volume	Number of Trades	Monthly Liquidity		Bid Depth (\$k)	Ask Depth (\$k)	Last	Year High	Year Low	1M Total Return	1Y Total Return	3Y Total Return
												% Spread	%								
1GOV	VanEck 1-5 Year Australian Government Bond ETF	ASX	2023-09-28	0.22	\$27.42	\$1.96	\$2.03	\$1,369,070	26,899	247	4.99%	0.06%	\$57.95	\$59.27	50.76	52.5	50.47	-0.07%	-0.02%	0.00%	
28BB	Betashares 2028 Fixed Term Corp Bond Active ETF	ASX	2025-05-02	0.22	\$5.93	-\$0.01	\$0.00	\$429,776	17,395	37	7.24%	0.11%	\$495.77	\$1,133.33	24.7	25.28	24.61	0.10%	0.00%	0.00%	
29BB	Betashares 2029 Fixed Term Corp Bond Active ETF	ASX	2025-05-02	0.22	\$3.44	\$0.01	\$0.00	\$351,026	14,294	30	10.20%	0.10%	\$492.65	\$483.74	24.57	25.36	24.47	0.55%	0.00%	0.00%	
30BB	Betashares 2030 Fixed Term Corp Bond Active ETF	ASX	2025-05-02	0.22	\$15.13	-\$1.42	-\$1.46	\$427,892	17,522	62	2.83%	0.13%	\$441.31	\$1,169.87	24.4	25.47	24.21	0.62%	0.00%	0.00%	
31BB	Betashares 2031 Fixed Term Corp Bond Active ETF	ASX	2026-04-30	0.22	\$1.00	\$1.00	\$1.00	\$100	4	4	0.01%	0.14%	\$549.96	\$1,251.71	25.01	25.05	25.01	0.00%	0.00%	0.00%	
5GOV	VanEck 5-10 Year Australian Government Bond ETF	ASX	2023-09-28	0.22	\$95.94	\$4.84	\$5.18	\$6,118,312	119,392	717	6.38%	0.07%	\$114.32	\$127.78	50.97	53.94	50.405	-0.14%	-1.33%	0.00%	
AEBD	Betashares Ethical Australian Composite Bond ETF	ASX	2024-11-06	0.34	\$69.34	-\$0.35	\$0.00	\$2,356,488	47,322	413	3.40%	0.09%	\$203.89	\$316.45	49.53	52.43	49.14	-0.14%	-0.81%	0.00%	
AGVT	Betashares Australian Government Bond ETF	ASX	2019-07-09	0.22	\$1,124.24	-\$7.95	-\$3.20	\$36,434,469	896,752	4,550	3.24%	0.05%	\$492.78	\$512.79	40.39	43.1	39.88	-0.06%	-1.35%	3.21%	
ALTB	iShares 15+ Year Australian Government Bond ETF	ASX	2024-06-13	0.15	\$181.89	\$4.99	\$7.03	\$11,935,349	126,435	1,046	6.56%	0.13%	\$93.15	\$200.18	93.43	102.11	92.32	-0.46%	-3.82%	0.00%	
BANK	Global X Australian BANK Credit ETF	ASX	2024-07-24	0.25	\$185.42	\$1.80	\$1.99	\$8,986,226	904,197	332	4.85%	0.13%	\$1,474.18	\$3,448.23	9.91	10.04	9.8	0.36%	3.87%	0.00%	
BBAB	Betashares Geared Short Aus Gov Bond Complex ETF	ASX	2023-12-06	0.99	\$2.55	\$1.10	\$1.10	\$1,126,779	51,989	41	44.17%	0.28%	\$113.37	\$383.83	21.97	22.28	18	-0.18%	16.12%	0.00%	
BHYB	Betashares Australian Major Bank Hybrids Index ETF	ASX	2021-04-23	0.35	\$659.92	-\$3.93	-\$1.90	\$19,952,671	2,042,231	1,263	3.02%	0.15%	\$1,206.48	\$1,424.50	9.77	9.94	9.66	0.13%	3.58%	13.91%	
BNDS	Betashares Western Asset Aus Bond Active ETF	ASX	2018-11-16	0.42	\$844.45	\$5.52	\$10.95	\$30,510,437	1,320,464	1,748	3.61%	0.09%	\$1,097.67	\$1,254.68	23	24.27	22.82	-0.26%	0.06%	6.76%	
BOND	State Street SPDR S&P/ASX Iboxx Aus BOND ETF	ASX	2012-07-27	0.1	\$50.18	\$11.08	\$11.05	\$6,622,584	263,987	426	13.20%	0.10%	\$514.06	\$1,370.83	24.99	26.57	24.78	0.08%	0.18%	6.34%	
BSUB	Betashares Aus Major Bank Subordinated Debt ETF	ASX	2024-05-08	0.29	\$677.48	\$39.53	\$37.54	\$49,075,032	1,915,503	1,554	7.24%	0.07%	\$718.22	\$3,566.14	25.72	25.75	24.93	0.74%	6.53%	0.00%	
CRED	Betashares Aus Investment Grade Corporate Bond ETF	ASX	2018-06-04	0.25	\$1,778.58	\$3.74	\$13.92	\$90,536,358	3,997,989	5,743	5.09%	0.07%	\$932.96	\$1,317.20	22.53	24.05	22.4	-0.11%	1.31%	14.21%	
DIFF	Perpetual Diversified Income Active ETF	ASX	2025-08-07	0.59	\$269.28	\$11.41	\$11.16	\$13,219,022	1,309,454	246	4.91%	0.14%	\$1,051.64	\$3,162.62	10.12	10.18	10.01	0.95%	0.00%	0.00%	
EARN	Pimco Short Term Active Yield Active ETF	ASX	2025-10-15	0.36	\$14.43	\$0.62	\$0.60	\$579,496	28,951	35	4.01%	0.12%	\$384.48	\$1,189.46	20.04	20.1	19.95	0.53%	0.00%	0.00%	
ECRD	Betashares Aust Enhanced Credit Income Complex ETF	ASX	2025-11-24	0.29	\$79.70	\$14.94	\$14.97	\$19,905,514	801,804	888	24.98%	0.09%	\$200.05	\$1,163.82	24.87	25.66	24.65	0.61%	0.00%	0.00%	
EHF1	Elstree Hybrid Fund Active ETF	CXA	2021-03-31	0.62	\$48.17	\$0.15	\$0.52	\$683,947	135,445	25	1.42%	0.38%	\$117.14	\$150.58	5.06	5.17	4.99	0.08%	4.33%	16.53%	
FIXD	Coolabah Active Composite Bond Complex ETF	CXA	2021-06-21	0.3	\$804.06	\$3.23	\$9.39	\$21,893,307	846,402	344	2.72%	0.12%	\$1,108.46	\$1,293.64	25.81	27.16	25.64	0.38%	2.67%	14.17%	
FLOT	VanEck Australian Floating Rate ETF	ASX	2017-07-07	0.22	\$1,150.40	\$16.18	\$16.18	\$46,630,174	1,868,539	2,215	4.05%	0.07%	\$1,822.15	\$4,664.92	24.99	25.12	24.38	0.38%	4.67%	14.63%	
FRNS	Coolabah Short Term Income Active ETF	CXA	2023-09-14	0.69	\$68.14	-\$1.78	-\$0.88	\$2,358,746	78,992	62	3.46%	0.07%	\$1,163.92	\$1,123.40	29.91	30.48	29.75	0.50%	5.91%	0.00%	
FSUB	VanEck Australian Fixed Rate Subordinated Debt ETF	ASX	2025-12-12	0.29	\$33.77	\$10.93	\$10.95	\$12,116,698	487,422	129	35.88%	0.13%	\$582.34	\$1,593.87	24.8	28.5	24.61	0.36%	0.00%	0.00%	
GGAB	Betashares Geared Long Aus Gov Bond Complex ETF	ASX	2023-12-06	0.99	\$4.18	-\$0.06	\$0.00	\$304,832	16,040	36	7.29%	0.33%	\$138.95	\$187.65	18.58	22.74	18.2	-1.43%	-13.14%	0.00%	
GOVT	State Street SPDR S&P/ASX Iboxx Aus Gov Bond ETF	ASX	2012-07-27	0.1	\$73.35	\$0.55	\$0.73	\$1,577,981	65,866	431	2.15%	0.09%	\$174.28	\$322.50	23.81	25.02	23.45	-0.25%	-0.80%	4.19%	
HBRD	Betashares Australian Credit Income Active ETF	ASX	2017-11-17	0.55	\$2,503.98	-\$15.83	-\$18.33	\$81,942,286	8,137,092	3,507	3.27%	0.11%	\$10,616.57	\$4,255.34	10.09	10.17	9.92	0.57%	5.14%	16.81%	
HCRD	Betashares Interest Rate Hedged Aus Corp Bond ETF	ASX	2022-11-16	0.29	\$289.54	\$30.11	\$30.82	\$34,500,260	1,368,272	1,083	11.92%	0.13%	\$94.83	\$897.95	25.25	25.66	24.77	0.17%	5.68%	24.40%	
HIGH	Schroder Australian High Yielding Credit Fund - Active ETF	CXA	2024-12-09	0.5	\$257.73	\$20.57	\$20.81	\$23,528,156	2,338,946	90	9.13%	0.19%	\$360.86	\$994.16	10.1	10.2	9.95	0.39%	6.64%	0.00%	
IAF	iShares Core Composite Bond ETF	ASX	2012-03-14	0.1	\$3,556.60	-\$63.49	-\$36.53	\$100,909,575	1,005,368	8,751	2.84%	0.03%	\$114.67	\$386.59	99.95	104.99	99.63	0.06%	-0.22%	5.81%	
ICME	iShares Credit Income Active ETF	ASX	2025-11-21	0.29	\$95.64	-\$5.64	-\$5.69	\$1,175,303	11,805	34	1.23%	0.07%	\$45.29	\$253.99	99.83	100.88	99.4	0.62%	0.00%	0.00%	
ICOR	iShares Core Corporate Bond ETF	ASX	2020-05-29	0.15	\$575.99	\$10.89	\$16.82	\$13,055,051	139,418	1,979	2.27%	0.07%	\$59.93	\$502.12	93.27	97.54	93.02	0.07%	1.48%	11.81%	
IGB	iShares Treasury ETF	ASX	2012-03-14	0.18	\$499.26	\$202.61	\$204.18	\$26,606,852	276,340	3,086	5.33%	0.05%	\$108.15	\$875.78	95.8	100.76	95.29	-0.11%	-1.07%	3.26%	
ILB	iShares Government Inflation ETF	ASX	2012-03-14	0.18	\$1,230.45	\$47.40	\$41.55	\$53,584,346	425,221	2,561	4.35%	0.13%	\$172.64	\$351.02	125.94	138.61	118.51	0.84%	2.23%	4.80%	
IYLD	iShares Yield Plus ETF	ASX	2020-05-29	0.12	\$101.45	\$1.43	\$1.50	\$3,635,984	36,686	466	3.58%	0.07%	\$42.51	\$180.52	99.18	103	98.78	0.36%	3.51%	14.35%	
JFIX	Janus Henderson Australian Fixed Interest Active ETF	CXA	2025-02-13	0.38	\$8.32	-\$0.06	\$0.00	\$185,231	3,671	4	2.23%	0.14%	\$246.13	\$443.44	50.39	52.17	50.39	-0.10%	1.48%	0.00%	
MMKT	Betashares Australian Cash Plus Active ETF	ASX	2023-11-24	0.18	\$623.27	\$7.57	\$7.08	\$146,424,255	2,921,408	1,816	23.49%	0.02%	\$5,633.96	\$11,522.56	50.21	50.22	49.99	0.41%	4.07%	0.00%	
MONY	VanEck Cash Plus Active ETF	ASX	2026-02-06	0.15	\$100.53	\$0.13	\$0.09	\$2,351,664	46,888	64	2.34%	0.03%	\$718.50	\$662.04	50.22	50.22	50.02	0.40%	0.00%	0.00%	
MQSD	Macquarie Subordinated Debt Active ETF	ASX	2025-02-19	0.29	\$595.43	\$71.24	\$70.61	\$65,765,731	1,308,355	1,256	11.05%	0.03%	\$248.48	\$4,575.72	50.38	50.6	49.4	0.56%	6.95%	0.00%	
OZBD	Betashares Australian Composite Bond ETF	ASX	2022-02-04	0.19	\$1,158.44	\$30.91	\$35.58	\$37,267,725	855,925	5,691	3.22%	0.06%	\$744.80	\$2,608.11	43.34	45.83	42.98	-0.03%	0.00%	7.47%	
PAUS	PIMCO Australian Bond Active ETF	CXA	2025-02-05	0.5	\$28.64	\$0.50	\$0.60	\$1,389,923	70,471	66	4.85%	0.18%	\$332.79	\$781.65	19.67	20.7	19.57	0.63%	0.33%	0.00%	
PLUS	VanEck Australian Corporate Bond PLUS ETF	ASX	2017-05-11	0.32	\$356.42	-\$1.75	\$0.18	\$8,605,593	515,605	623	2.41%	0.11%	\$998.83	\$694.19	16.62	17.46	16.54	-0.15%	1.26%	12.83%	
QPON	Betashares Aus Bank Senior Floating Rate Bond ETF	ASX	2017-06-06	0.22	\$2,017.79	\$68.32	\$65.34	\$121,407,013	4,627,311	4,623	6.02%	0.05%	\$1,057.20	\$3,877.52	26.26	26.29	25.65	0.52%	5.26%	15.90%	
RCB	Russell Investments Aus Select Corporate Bond ETF	ASX	2012-03-13	0.28	\$334.55	\$6.41	\$5.91	\$13,306,800	678,604	500	3.98%	0.14%	\$427.44	\$1,214.32	19.58	20.63	19.49	0.15%	0.88%	10.72%	
RGB	Russell Investments Australian Government Bond ETF	ASX	2012-03-13	0.24	\$261.06	-\$15.46	-\$14.71	\$22,194,535	1,198,140	445	8.50%	0.15%	\$561.74	\$2,107.81	18.4	20.02	18.39	-0.27%	-2.46%	1.39%	
RMBS	VanEck Australian RMBS ETF	ASX	2025-04-24	0.29	\$28.68	\$1.10	\$1.12	\$1,711,043	68,504	127	5.97%	0.09%	\$163.08	\$504.54	25.03	25.16	24.915	0.32%	4.58%	0.00%	
RSM	Russell Investments Aus Semi-Government Bond ETF	ASX	2012-03-13	0.26	\$59.46	\$0.58	\$0.41	\$757,887	37,327	136	1.27%	0.14%	\$426.89	\$1,119.96	20.24	21.25	20.14	0.30%	-0.53%	6.82%	
SFIF	Seed Financial Income Fund Active ETF	ASX	2025-10-13	0.7	\$44.14	\$5.72	\$5.61	\$6,744,882	626,895	94	15.28%	0.10%	\$552.90	\$2,489.83	10.78	10.85	10.7	0.71%	0.00%	0.00%	
SUBD	VanEck Australian Subordinated Debt ETF	ASX	2019-10-30	0.29	\$3,634.59	\$58.88	\$48.95	\$165,311,764	6,555,946	4,344	4.55%	0.05%	\$5,164.66	\$12,436.69	25.28	25.37	24.79	0.71%	6.37%	19.08%	
TACT	Janus Henderson Tactical Income Active ETF	CXA	2020-07-29	0.45	\$380.15	\$6.85	\$8.50	\$12,770,086	258,541	595	3.36%	0.12%	\$347.57	\$1,109.54	49.42	49.98	48.7	0.57%	4.73%	16.75%	
VACF	Vanguard Australian Corp Fixed Interest Index ETF	ASX	2016-05-25	0.2	\$737.57	-\$17.44	-\$9.90	\$40,446,839	798,644	3,273	5.48%	0.07%	\$674.38	\$784.76	50.57	52.55	50.38	-0.02%	1.66%	12.07%	

Global Fixed Income & Bond Market Performance - Q3 2024																					
Ticker	Funds Name	Listing Exchange	Listing Date	MER (% p.a)	AUM (\$m)	AUM (\$m) Change	Funds Inflow / Outflow (\$m)		Value Traded (\$)	Transacted Volume	Number of Trades	Monthly Liquidity		Bid Depth (\$k)	Ask Depth (\$k)	Last	Year High	Year Low	1M Total Return	1Y Total Return	3Y Total Return
							%	% Spread													
VAF	Vanguard Australian Fixed Interest Index ETF	ASX	2012-10-31	0.1	\$3,498.51	\$47.22	\$68.58	\$103,932,105	2,303,752	6,026	2.97%	0.05%	\$785.54	\$1,628.60	44.96	47.11	44.66	0.03%	-0.15%	5.86%	
VGB	Vanguard Australian Government Bond Index ETF	ASX	2012-04-30	0.16	\$1,331.01	-\$1.00	\$5.70	\$57,051,679	1,249,342	8,005	4.29%	0.04%	\$381.19	\$1,746.74	45.5	47.87	45.15	-0.01%	-0.62%	4.39%	
XGOV	VanEck 10+ Year Australian Government Bond ETF	ASX	2023-09-28	0.22	\$384.65	\$3.61	\$6.99	\$20,534,781	414,358	1,675	5.34%	0.10%	\$177.26	\$430.62	49.16	53.06	48.61	-0.53%	-2.16%	0.00%	
	Fixed Income - International																				
AESG	iShares Global Aggregate Bond Esg (Aud Hedged) ETF	ASX	2022-08-11	0.19	\$343.88	\$4.80	\$4.80	\$15,021,871	155,802	1,224	4.37%	0.07%	\$147.59	\$163.31	95.92	99.69	95.39	0.00%	1.83%	8.18%	
AGGG	iShares Core Global Aggregate Bond (Aud Hdg) ETF	ASX	2025-11-06	0.18	\$0.79	-\$0.10	-\$0.10	\$1,704,070	17,147	36	215.25%	0.09%	\$74.26	\$261.65	98.96	101.14	98.52	0.44%	0.00%	0.00%	
BBFD	Betashares Geared Short Us Tr Bond Ch Complex ETF	ASX	2023-12-06	0.99	\$2.15	\$1.01	\$1.00	\$925,882	46,758	21	43.00%	0.31%	\$106.31	\$148.77	20.03	20.83	17.95	0.50%	4.81%	0.00%	
BDCI	Muzinich Bdc Income Fund - Active ETF	ASX	2026-04-01	0.95	\$1.76	\$1.76	\$1.76	\$631,334	31,443	48	35.87%	0.15%	\$761.48	\$803.36	20.05	20.52	19.67	0.00%	0.00%	0.00%	
CBNX	Coolabah Global Carbon Leaders Complex ETF	CXA	2025-12-11	1.00	\$52.64	\$0.72	\$0.74	\$300,098	5,986	2	0.57%	0.22%	\$472.68	\$495.36	50.1	50.58	49.91	0.70%	0.00%	0.00%	
DCOR	Daintree Core Income Active ETF	ASX	2024-09-04	0.45	\$70.31	\$1.13	\$0.84	\$2,794,159	54,125	94	3.97%	0.08%	\$191.39	\$1,137.02	51.7	51.99	50.75	0.82%	5.46%	0.00%	
DHOF	Daintree Hybrid Opportunities Active ETF	ASX	2021-11-03	0.75	\$36.88	\$0.06	-\$0.10	\$1,190,951	124,862	70	3.23%	0.25%	\$401.00	\$317.99	9.55	9.8	9.4	0.42%	5.35%	20.87%	
EBND	VanEck Emerging Income Opportunities Active ETF	ASX	2020-02-13	0.95	\$284.41	\$9.85	\$5.43	\$10,139,700	944,335	1,340	3.57%	0.26%	\$200.35	\$690.05	10.74	11.15	10.12	2.13%	10.04%	24.43%	
FRAR	Franklin Aus Absolute Return Bnd Fund - Active ETF	ASX	2024-04-15	0.50	\$714.51	-\$0.38	-\$7.29	\$535,721	513,199	107	0.07%	0.50%	\$118.00	\$852.18	1.045	1.06	1.01	1.17%	3.53%	0.00%	
GBND	Betashares Global Green Bond Currency Hedged ETF	ASX	2019-11-28	0.49	\$197.91	-\$1.59	\$0.08	\$4,508,643	222,367	634	2.28%	0.15%	\$191.73	\$98.54	20.14	20.97	20.07	0.14%	0.81%	6.59%	
GCAP	VanEck Bentham Global Capital Sec Active ETF	ASX	2021-08-05	0.59	\$48.43	\$0.74	\$0.08	\$1,676,386	190,109	189	3.46%	0.32%	\$98.82	\$146.91	8.83	8.95	8.49	1.84%	6.62%	25.30%	
GGFD	Betashares Geared Long Us Tr Bond Ch Complex ETF	ASX	2023-12-06	0.99	\$3.96	\$0.11	\$0.00	\$519,387	25,992	30	13.12%	0.28%	\$38.05	\$179.43	19.79	21.57	18.3	2.81%	-1.44%	0.00%	
GGOV	Betashares Us Treasury Bond 20+ Yr Ccy Hedged ETF	ASX	2020-05-11	0.22	\$116.92	-\$3.28	-\$0.99	\$4,678,235	359,201	786	4.00%	0.14%	\$1,494.21	\$1,508.43	12.87	14.15	12.55	-1.06%	-1.26%	-12.31%	
GOOD	Janus Henderson Sustainable Credit Active ETF	ASX	2023-03-15	0.5	\$4.32	\$0.02	\$0.00	\$65,175	1,286	19	1.51%	0.15%	\$82.55	\$225.85	50.62	51.54	50.17	0.45%	2.31%	12.43%	
IHCB	iShares Core Glb Corporate Bond(Aud Hedged) ETF	ASX	2015-12-09	0.26	\$332.14	\$1.77	\$0.23	\$11,267,710	123,921	1,256	3.39%	0.12%	\$111.91	\$998.78	90.5	95.22	88.02	0.47%	3.91%	12.03%	
IHEB	iShares J.P.Morgan Usd Em (Aud Hedged) ETF	ASX	2015-12-09	0.51	\$48.72	-\$19.85	-\$21.47	\$3,075,882	39,748	916	6.31%	0.32%	\$220.08	\$339.63	76.79	80.69	70.24	2.36%	9.78%	22.88%	
IHHY	iShares Global High Yield Bond (Aud Hedged) ETF	ASX	2015-12-09	0.56	\$242.28	\$14.05	\$9.47	\$10,701,483	114,999	1,565	4.42%	0.23%	\$94.60	\$458.34	92.93	96.39	88.3	2.01%	6.22%	21.31%	
IUSG	iShares U.S. Treasury Bond (Aud Hedged) ETF	ASX	2023-09-22	0.15	\$11.48	-\$1.00	-\$0.98	\$602,910	6,027	129	5.25%	0.09%	\$45.77	\$55.10	99.51	103.47	94.58	-0.15%	1.89%	0.00%	
JPGB	JPMorgan Global Bond Active ETF	CXA	2023-12-07	0.45	\$8.52	\$1.70	\$1.75	\$610,449	12,078	71	7.16%	0.30%	\$199.66	\$265.91	50.13	52.65	50.13	0.19%	2.63%	0.00%	
JPIE	JPMorgan Income (Hedged) Active ETF	CXA	2023-07-27	0.48	\$16.63	\$0.63	\$0.50	\$659,931	13,100	111	3.97%	0.21%	\$71.21	\$78.84	50.37	51.27	49.22	1.20%	4.37%	0.00%	
LEND	VanEck Gbl Listed Private Credit (Aud Hedged) ETF	ASX	2024-02-02	0.65	\$224.01	\$12.52	\$2.36	\$10,276,985	672,098	1,044	4.59%	0.27%	\$100.65	\$106.15	15.27	19.83	13.76	5.83%	-6.13%	0.00%	
MQDB	Macquarie Dynamic Bond Active ETF	ASX	2023-11-22	0.61	\$100.70	-\$0.40	\$0.55	\$4,474,151	420,787	173	4.44%	0.23%	\$221.07	\$941.09	10.58	11	10.5	-0.02%	2.17%	0.00%	
MQIO	Macquarie Income Opportunities Active ETF	ASX	2023-11-22	0.49	\$96.37	\$1.70	\$1.61	\$4,529,077	427,634	202	4.70%	0.19%	\$340.36	\$623.06	10.61	11	10.5	0.47%	4.24%	0.00%	
MQYM	Macquarie Global Yield Maximiser Active ETF	ASX	2025-02-19	0.59	\$35.40	\$2.04	\$1.50	\$2,329,510	47,029	111	6.58%	0.26%	\$117.48	\$949.89	49.75	50.78	48.08	2.15%	7.98%	0.00%	
PAYS	Schroder Absolute Return Income Active ETF	CXA	2019-11-26	0.55	\$68.96	-\$5.07	-\$5.23	\$4,243,301	447,385	61	6.15%	0.23%	\$242.24	\$184.83	9.51	9.6	9.44	0.61%	4.43%	16.41%	
PCRD	PIMCO Global Credit Active ETF	CXA	2025-02-05	0.61	\$16.24	\$1.11	\$1.20	\$1,352,189	66,891	75	8.33%	0.36%	\$100.42	\$300.00	20.04	20.66	19.68	0.49%	4.74%	0.00%	
PDFI	PIMCO Diversified Fixed Interest Active ETF	CXA	2025-02-05	0.50	\$27.22	\$0.81	\$0.89	\$2,704,817	136,588	56	9.94%	0.20%	\$309.94	\$809.45	19.72	20.56	19.63	0.76%	1.41%	0.00%	
PGBF	PIMCO Global Bond Active ETF	CXA	2025-02-05	0.49	\$56.09	\$5.46	\$5.64	\$6,036,182	303,774	170	10.76%	0.20%	\$278.16	\$738.43	19.78	20.57	19.66	0.79%	2.78%	0.00%	
SKUK	Hejaz Sukuk Active ETF	ASX	2023-11-02	1.33	\$5.44	\$0.08	\$0.00	\$41,774	42,036	55	0.77%	0.93%	\$159.59	\$194.57	0.995	1.11	0.975	1.53%	-4.00%	0.00%	
TBIL	VanEck 1-3 Month Us Treasury Bond ETF	ASX	2023-05-18	0.22	\$104.10	-\$5.88	-\$1.79	\$7,118,093	151,485	586	6.84%	0.06%	\$398.54	\$553.49	47.13	56.46	46.58	-3.44%	-6.29%	0.00%	
ULTB	iShares 20+ Year U.S. Treasury Bond (Hedged) ETF	ASX	2024-09-06	0.15	\$1.55	-\$0.11	-\$0.09	\$89,853	999	25	5.78%	0.11%	\$10.39	\$36.79	88.67	98.25	87.16	-1.09%	-1.12%	0.00%	
US10	Betashares Us Treasury Bond 7-10Yr Ch ETF	ASX	2023-09-26	0.22	\$21.32	-\$0.73	-\$0.51	\$647,924	12,704	119	3.04%	0.12%	\$33.63	\$347.12	50.63	52.71	49.87	-0.23%	2.03%	0.00%	
USHY	Global X Usd High Yield Bond (Currency Hedged) ETF	ASX	2022-07-05	0.3	\$15.50	-\$0.64	-\$1.03	\$1,676,708	160,847	291	10.82%	0.48%	\$21.17	\$11.49	10.5	10.81	9.51	2.44%	6.84%	20.76%	
USIG	Global X Usd Corporate Bond (Currency Hedged) ETF	ASX	2023-04-05	0.3	\$3.83	\$0.04	\$0.00	\$352,602	36,776	28	9.22%	0.41%	\$26.72	\$101.41	9.56	9.95	9.2	0.95%	5.42%	8.55%	
USTB	Global X Us Treasury Bond (Currency Hedged) ETF	ASX	2022-07-05	0.19	\$594.01	-\$4.56	-\$4.56	\$15,573,963	1,690,475	1,197	2.62%	0.17%	\$4,416.25	\$4,224.77	9.17	9.46	9.08	0.00%	1.81%	3.56%	
UTIP	Beta Inflation Protected Us Treasury Bond Ch ETF	ASX	2023-09-20	0.22	\$149.05	-\$14.74	-\$15.00	\$30,914,639	1,197,820	1,238	20.74%	0.09%	\$328.68	\$490.93	25.87	26.39	25.33	0.91%	3.30%	0.00%	
VBND	Vanguard Global Aggregate Bond Index (Hedged) ETF	ASX	2017-10-12	0.2	\$4,068.65	\$143.35	\$280.61	\$100,504,503	2,462,801	5,476	2.47%	0.04%	\$240.99	\$370.62	40.57	43.18	40.52	0.21%	1.90%	7.99%	
VCF	Vanguard Intl. Credit Securities Indx (Hedged) ETF	ASX	2015-12-08	0.3	\$169.88	-\$6.28	-\$0.17	\$6,353,943	168,355	1,197	3.74%	0.09%	\$75.80	\$83.84	37.58	40.48	37.38	0.53%	3.31%	11.42%	
VEFI	Vanguard Ethl Consc Glb Agg Bnd Indx (Hedged) ETF	ASX	2018-09-13	0.26	\$70.87	-\$0.32	\$0.03	\$2,521,175	59,157	471	3.56%	0.09%	\$105.14	\$55.09	42.4	44	41.99	0.05%	1.58%	7.37%	
VIF	Vanguard Intl. Fixed Interest Indx (Hedged) ETF	ASX	2015-12-08	0.2	\$938.39	-\$56.90	-\$23.03	\$52,405,250	1,400,651	3,200	5.58%	0.08%	\$346.97	\$328.42	37.19	39.68	37.17	-0.05%	0.37%	4.84%	
WBND	Betashares Global Aggregate Bond Currency H ETF	ASX	2025-08-01	0.19	\$580.45	\$32.80	\$36.42	\$26,972,198	540,838	2,453	4.65%	0.12%	\$77.36	\$484.47	49.62	51.16	49.56	0.24%	0.00%	0.00%	
XARO	Ardea Real Outcome Bond Complex ETF	ASX	2018-12-10	0.5	\$157.38	-\$1.16	-\$2.57	\$3,231,558	130,346	387	2.05%	0.21%	\$281.80	\$87.16	24.82	25.23	23.88	1.39%	5.21%	7.73%	
XKAP	Kapstream Absolute Return Income Active ETF	CXA	2019-10-15	0.55	\$31.26	\$0.93	\$1.00	\$665,840	6,662	17	2.13%	0.19%	\$138.80	\$179.69	100.02	101.01	98.38	0.70%	5.44%	18.02%	
YLDX	Coolabah Global Floating-Rate High Yield Complex ETF	CXA	2025-02-25	1.00	\$483.71	\$27.56	\$26.10	\$42,338,328	850,834	717	8.75%	0.08%	\$169.42	\$424.27	49.97	50.42	48.73	1.06%	8.78%	0.00%	
	Cash Products																				
AAA	Betashares Australian High Interest Cash ETF	ASX	2012-03-07	0.18	\$5,193.16	\$106.58	\$105.57	\$848,609,636	16,920,829	11,421	16.34%	0.02%	\$31,240.71	\$29,847.65	50.25	50.27	50.07	0.37%	3.90%	12.58%	
BILL	iShares Core Cash ETF	ASX	2017-06-06	0.07	\$1,191.36	\$7.42	\$8.13	\$85,102,022	846,366	2,801	7.14%	0.02%	\$5,834.60	\$9,135.37	100.65	100.86	100.38	0.35%	3.79%	12.51%	

Ticker	Funds Name	Listing Exchange	Listing Date	MER (% p.a)	AUM (\$m)	AUM (\$m) Change	Funds Inflow / Outflow (\$m)	Value Traded (\$)	Transacted Volume	Number of Trades	Monthly Liquidity %	% Spread	Bid Depth (\$k)	Ask Depth (\$k)	Last	Year High	Year Low	1M Total Return	1Y Total Return	3Y Total Return
ISEC	iShares Enhanced Cash ETF	ASX	2017-06-06	0.12	\$602.19	-\$40.82	-\$40.18	\$63,978,692	636,618	1,669	10.62%	0.02%	\$9,404.96	\$10,481.89	100.6	100.96	100.33	0.39%	3.93%	12.90%
	Mixed Asset																			
DBBF	Betashares Ethical Diversified Balanced ETF	ASX	2019-12-11	0.39	\$36.08	\$0.83	\$0.01	\$668,291	26,713	162	1.85%	0.38%	\$20.59	\$28.07	25.13	27.23	24.28	2.86%	1.09%	18.02%
DGGF	Betashares Ethical Diversified Growth ETF	ASX	2019-12-09	0.39	\$47.57	\$1.16	\$0.10	\$2,651,622	98,486	339	5.57%	0.28%	\$34.33	\$42.29	26.87	29.71	25.77	2.63%	0.87%	21.71%
DHHF	Betashares Diversified All Growth ETF	ASX	2019-12-05	0.19	\$1,257.44	\$84.40	\$40.96	\$57,431,325	1,456,580	25,525	4.57%	0.07%	\$16.75	\$288.07	39.2	41.5	32.11	4.08%	14.06%	44.94%
DZZF	Betashares Ethical Diversified High Growth ETF	ASX	2019-12-12	0.39	\$107.90	\$5.52	\$1.55	\$2,337,577	80,401	988	2.17%	0.34%	\$10.33	\$53.62	29.2	32.68	27.21	4.02%	1.52%	26.46%
GROW	Schroder Real Return Active ETF	ASX	2016-08-16	0.6	\$77.13	\$1.98	\$1.03	\$2,926,971	726,057	283	3.79%	0.46%	\$357.33	\$358.49	4.01	4.1	3.61	1.64%	13.44%	27.81%
IBAL	iShares Balanced Esg ETF	ASX	2022-08-17	0.22	\$24.65	\$0.85	\$0.00	\$2,400,044	80,229	164	9.73%	0.28%	\$67.89	\$92.78	30.02	31.07	28	4.11%	7.48%	27.94%
IGRO	iShares High Growth Esg ETF	ASX	2022-08-17	0.22	\$25.21	\$2.06	\$0.70	\$1,198,561	34,240	144	4.75%	0.26%	\$81.50	\$62.55	34.93	37.19	29.68	6.12%	12.51%	42.71%
VBAL	VanEck Diversified Balanced Active ETF	ASX	2026-04-30	0.39	\$1.30	\$1.30	\$1.30	\$250,065	12,499	19	19.26%	0.31%	\$43.65	\$212.16	19.97	20.03	19.96	0.00%	0.00%	0.00%
VBDA	Vanguard Diversified Balanced Index ETF	ASX	2017-11-22	0.27	\$875.43	\$15.11	\$11.02	\$29,603,593	496,919	6,921	3.38%	0.08%	\$44.07	\$262.10	59.2	61.66	53.5	2.38%	8.85%	25.69%
VDCO	Vanguard Diversified Conservative Index ETF	ASX	2017-11-22	0.27	\$287.72	\$1.18	\$1.86	\$10,654,011	193,532	2,177	3.70%	0.11%	\$68.95	\$145.13	54.88	57	51.5	1.84%	6.27%	19.03%
VDGR	Vanguard Diversified Growth Index ETF	ASX	2017-11-22	0.27	\$1,405.72	\$57.13	\$29.32	\$40,314,077	605,977	31,879	2.87%	0.07%	\$73.09	\$508.54	66.3	68.54	57.145	3.41%	11.84%	33.24%
VDHG	Vanguard Diversified High Growth Index ETF	ASX	2017-11-22	0.27	\$3,716.78	\$184.68	\$51.33	\$91,715,875	1,244,718	35,586	2.47%	0.05%	\$39.30	\$492.92	73.39	75.66	60.5	4.69%	14.85%	41.11%
VDIF	Vanguard Diversified Income ETF	ASX	2025-03-05	0.32	\$36.11	\$1.03	\$1.12	\$2,543,185	47,792	2,267	7.04%	0.19%	\$13.82	\$200.02	52.9	55.23	47.07	1.28%	11.49%	0.00%
VGRO	VanEck Diversified Growth Active ETF	ASX	2026-04-30	0.39	\$1.30	\$1.30	\$1.30	\$183,464	9,173	16	14.16%	0.26%	\$36.43	\$160.04	19.93	20.08	19.93	0.00%	0.00%	0.00%
VHGR	VanEck Diversified High Growth Active ETF	ASX	2026-04-30	0.39	\$1.19	\$1.19	\$1.19	\$212,357	10,627	36	17.78%	0.26%	\$36.61	\$188.13	19.91	20.04	19.9	0.00%	0.00%	0.00%
	Currencies																			
AUDS	Betashares Strong Australian Dollar Complex ETF	ASX	2017-01-24	1.38	\$30.18	\$2.66	\$0.00	\$2,675,935	375,212	363	8.87%	0.25%	\$547.25	\$486.96	7.15	7.77	4.69	9.66%	26.77%	11.64%
USD	Betashares U.S. Dollar ETF	ASX	2011-02-01	0.45	\$57.48	-\$8.77	-\$6.39	\$20,940,645	1,469,660	1,288	36.43%	0.13%	\$761.72	\$720.41	14.2	16.82	14	-3.60%	-6.38%	5.65%
YANK	Betashares Strong Us Dollar Complex ETF	ASX	2017-01-24	1.38	\$5.59	-\$0.48	\$0.00	\$2,601,151	258,776	211	46.55%	0.26%	\$456.89	\$554.37	10.05	15.59	9.76	-7.84%	-20.14%	-3.56%
	Crypto-Assets																			
BTXX	Digitalx Bitcoin ETF	ASX	2024-07-12	0.49	\$39.70	\$2.65	-\$0.00	\$991,496	43,265	366	2.50%	0.19%	\$137.00	\$154.80	23.09	42.5	19.09	7.15%	-28.76%	0.00%
EBTC	Global X 21Shares Bitcoin ETF	CXA	2022-05-12	0.45	\$153.50	\$8.22	-\$2.46	\$11,887,390	1,175,429	1,436	7.74%	0.18%	\$80.39	\$89.62	10.23	18.47	8.4	7.35%	-28.96%	131.45%
EETH	Global X 21Shares Ethereum ETF	CXA	2022-05-12	0.45	\$41.44	\$1.03	-\$0.91	\$4,165,512	1,341,067	953	10.05%	0.43%	\$85.60	\$86.44	3.05	7.16	2.27	4.81%	11.31%	7.02%
IBIT	iShares Bitcoin ETF	ASX	2025-11-14	0.39	\$24.23	\$6.30	\$4.93	\$7,307,979	361,799	988	30.16%	0.17%	\$265.09	\$254.65	20.19	29.26	16.53	7.68%	0.00%	0.00%
IBTC	Monochrome Bitcoin ETF	CXA	2024-06-04	0.25	\$142.28	\$14.01	\$4.58	\$9,910,706	926,593	1,220	6.97%	0.26%	\$66.24	\$71.56	10.51	19.91	8.65	7.35%	-28.84%	0.00%
IETH	Monochrome Ethereum ETF	CXA	2024-10-15	0.25	\$5.16	\$0.20	\$0.00	\$274,606	86,447	158	5.32%	0.35%	\$126.49	\$97.04	3.14	7.41	2.43	3.97%	10.95%	0.00%
QBTC	Betashares Bitcoin ETF.	ASX	2025-02-20	0.45	\$39.81	\$4.07	\$1.25	\$5,248,482	257,378	2,322	13.18%	0.21%	\$17.86	\$148.28	20.79	37.21	17.02	7.89%	-28.56%	0.00%
QETH	Betashares Ethereum ETF.	ASX	2025-02-20	0.45	\$25.46	\$2.51	\$1.32	\$5,883,011	262,437	1,035	23.11%	0.22%	\$65.56	\$125.51	22.04	51.53	16.5	5.15%	11.48%	0.00%
VBTC	VanEck Bitcoin ETF	ASX	2024-06-20	0.45	\$268.47	\$21.90	\$3.22	\$23,263,698	1,098,561	3,614	8.67%	0.15%	\$92.35	\$114.11	21.44	38.54	17.6	7.58%	-28.70%	0.00%
	Commodities																			
BCOM	Global X Bloomberg Commodity Complex ETF	ASX	2023-07-05	0.6	\$73.50	\$2.79	\$1.36	\$6,444,404	497,548	1,529	8.77%	0.32%	\$60.42	\$94.50	13.63	13.99	10.4	2.02%	23.28%	0.00%
ETPMAG	Global X Physical Silver Structured A	ASX	2009-01-30	0.49	\$1,544.59	-\$37.25	\$17.73	\$183,010,958	1,854,810	12,658	11.85%				93.31	155.89	43.64	-3.48%	97.19%	165.39%
ETPMPD	Global X Physical Palladium Structured A	ASX	2009-01-30	0.49	\$19.75	-\$0.49	\$0.00	\$1,040,393	5,333	158	5.27%				188.18	278.88	132.8	-2.41%	40.30%	-10.28%
ETPMPM	Global X Physical Precious Metal Basket Structured A	ASX	2009-01-30	0.44	\$141.50	-\$4.38	\$0.41	\$7,931,762	18,420	879	5.61%				414.82	595	277.95	-3.29%	42.91%	97.10%
ETPMPT	Global X Physical Platinum Structured A	ASX	2009-01-30	0.49	\$87.66	-\$4.90	-\$1.23	\$5,119,186	19,432	523	5.84%				246.31	364.04	137.18	-3.97%	73.79%	61.44%
GHLD	Global X Gold Bullion (Currency Hedged) ETF	ASX	2025-03-31	0.35	\$289.43	\$6.73	\$7.81	\$15,961,907	216,922	2,679	5.51%	0.10%	\$96.31	\$74.38	70.67	94.77	47.16	-0.38%	34.87%	0.00%
GLDN	iShares Physical Gold ETF	ASX	2023-11-01	0.18	\$398.76	-\$10.11	\$5.10	\$29,702,743	562,175	3,933	7.45%	0.09%	\$211.33	\$251.33	50.99	65.01	38.74	-3.72%	24.10%	0.00%
GOLD	Global X Physical GOLD Structured	ASX	2003-03-28	0.4	\$6,028.93	-\$220.15	\$61.57	\$279,889,588	4,602,705	28,423	4.64%	0.04%	\$256.37	\$342.93	58.25	72.72	44.63	-4.51%	23.02%	109.53%
GXLD	Global X Gold Bullion ETF	ASX	2024-05-01	0.15	\$625.79	-\$0.10	\$23.50	\$17,717,025	266,711	2,278	2.83%	0.10%	\$152.06	\$105.70	64.04	79.19	48.55	-3.77%	24.37%	0.00%
NUGG	VanEck Gold Bullion ETF	ASX	2022-12-07	0.25	\$240.01	-\$7.97	\$1.74	\$9,948,888	150,490	1,485	4.15%	0.11%	\$241.53	\$337.22	63.55	78.64	48.48	-3.92%	24.22%	111.41%
OOO	Betashares Crude Oil Index Currenc Hdg Complex ETF	ASX	2011-11-16	1.29	\$162.91	-\$183.83	-\$234.58	\$1,044,786,...	116,485,890	17,995	641.31%	0.16%	\$3,691.46	\$2,611.44	10.81	10.94	4.5	14.63%	124.27%	112.46%
PMGOLD	Perth Mint Gold Structured Product A	ASX	2010-12-29	0.15	\$2,501.29	\$84.73	\$177.05	\$218,795,575	3,311,762	13,502	8.75%				63.69	78.99	48.38	-3.82%	23.74%	112.58%
QAU	Betashares Gold Bullion Currency Hedged ETF	ASX	2011-05-04	0.59	\$1,462.71	\$3.91	\$1.09	\$69,451,018	1,852,930	6,067	4.75%	0.07%	\$476.18	\$763.77	36.25	44.6	24.39	0.19%	35.22%	116.38%