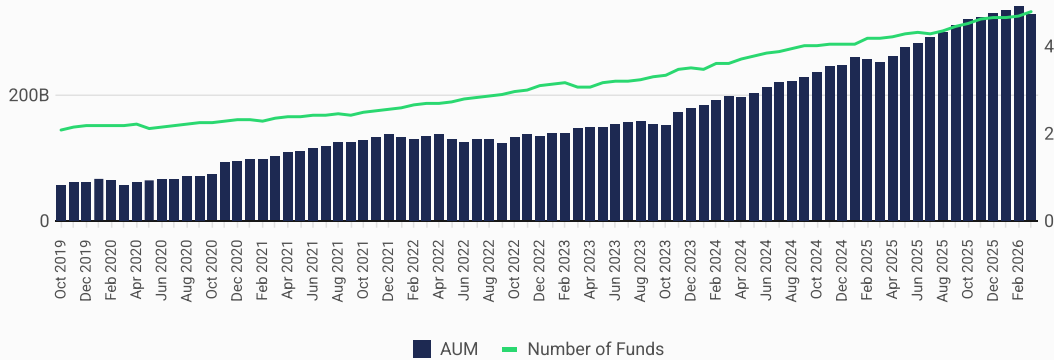


## Assets Under Management & Number of Funds Quoted



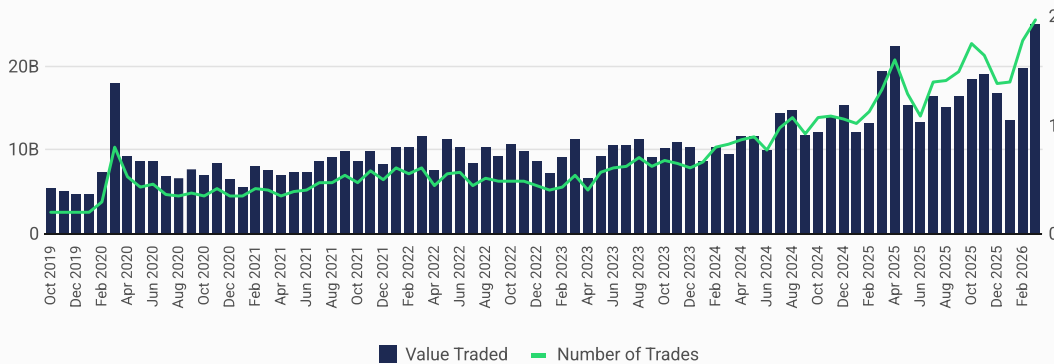
March, 2026

**Total Trading Market Share**  
32%

**Assets Under Management**  
\$329,515,717,580 -4.0% Mar vs Feb, 2026

**Number of Funds**  
470 ↑ 0.6% Mar vs Feb, 2026

## Value Traded & Number of Trades

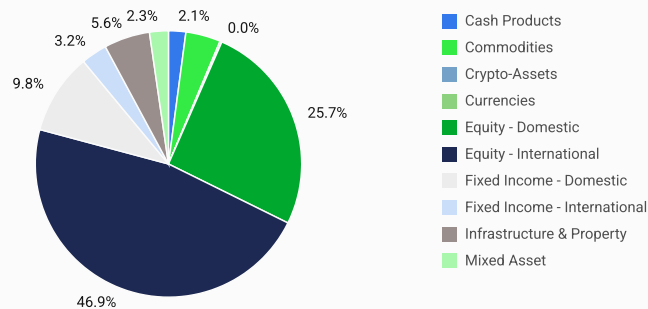


**Avg # of Transactions / Day**  
92,914 ↑ 5.0% Mar vs Feb, 2026

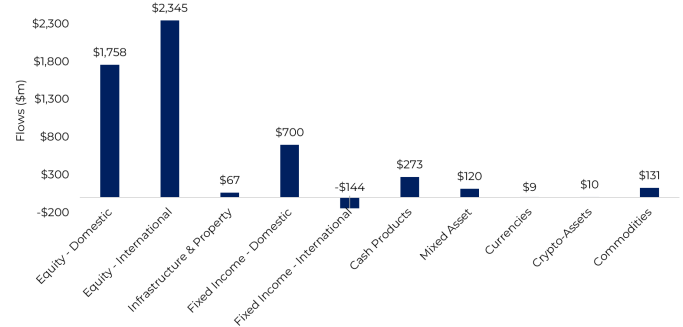
**Avg Daily Value**  
\$1,176,463,839 ↑ 19.4% Mar vs Feb, 2026

**Trading Days**  
22

## Assets Under Management by Asset Class



## Monthly Funds Flow by Asset Class



Asset Class	# of Funds	AUM	Avg Daily Transactions	Avg Daily Value
Cash Products	3	\$6,913,521,596	782	\$46,546,338
Commodities	13	\$13,947,857,235	8,520	\$142,581,124
Crypto-Assets	9	\$679,176,797	787	\$4,521,168
Currencies	3	\$99,839,257	157	\$2,168,481
Equity - Domestic	79	\$84,793,475,852	19,630	\$262,108,873
Equity - International	235	\$154,424,495,099	48,188	\$530,049,669
Fixed Income - Domestic	53	\$32,342,806,961	4,702	\$113,115,670
Fixed Income - International	43	\$10,415,282,043	1,504	\$32,328,645
Infrastructure & Property	20	\$18,357,453,032	2,831	\$36,556,066
Mixed Asset	12	\$7,541,809,708	6,081	\$16,633,674

**Issuer Summary**

Issuer	# of Funds	AUM	AUM Change	Funds Flow	Value Traded	Trades
Abrdn	1	\$1,566,357	-\$166,760	\$0	\$9,664	45
AllianceBernstein	1	\$801,183,696	-\$34,803,762	-\$7,091,471	\$446,552	13
Alphinity	2	\$381,725,748	-\$40,491,330	-\$15,233,521	\$1,746,072	107
Antipodes	2	\$467,153,143	-\$18,137,727	\$9,300,520	\$19,096,664	1,132
Aoris Investment Management	2	\$273,755,544	-\$19,094,010	-\$4,616,372	\$12,072,720	622
Ardea	1	\$158,536,619	-\$4,797,776	-\$1,353,000	\$4,870,393	451
Ausbil	3	\$958,629,594	-\$52,422,513	\$4,898,184	\$3,319,373	136
Australian Ethical Investment Ltd	1	\$10,325,705	-\$994,677	-\$45,595	\$123,365	56
Barrow Hanley	1	\$472,755,271	-\$2,692,274	\$14,702,148	\$21,210,203	1,721
Bell Asset Management	1	\$215,188,770	\$215,188,770	\$215,188,770	\$0	0
BetaShares	102	\$63,616,036,236	-\$1,818,243,226	\$1,314,233,544	\$7,204,383,802	560,739
Candriam	1	\$168,523,089	-\$7,168,010	\$4,427,872	\$281,595	4
Claremont	2	\$104,842,636	-\$19,695,923	-\$13,961,419	\$2,384,580	87
ClearBridge	3	\$3,349,175,493	-\$101,164,997	-\$7,016,814	\$2,633,255	153
Coolabah	4	\$1,378,818,882	\$8,158,409	\$25,742,954	\$71,612,266	1,288
DigitalX	1	\$37,055,441	\$1,410,239	-\$215,500	\$3,196,573	522
Dimensional	6	\$17,983,482,736	-\$1,047,787,397	\$55,145,918	\$54,035,174	2,831
ETF Shares	3	\$58,556,500	-\$1,923,750	\$0	\$1,619,835	347
Ellerston Capital	1	\$34,076,502	-\$3,801,924	\$0	\$383,409	92
Elstree	1	\$48,019,698	-\$21,624	\$259,320	\$869,847	26
Fidelity	5	\$201,926,534	-\$23,432,805	\$6,000	\$11,688,175	1,957
Firetrail	3	\$503,798,553	-\$45,377,661	\$19,678,848	\$19,683,756	1,964
First Sentier	2	\$207,239,246	-\$29,312,023	\$10,506,858	\$3,351,623	423
Franklin	3	\$1,375,794,515	-\$53,784,753	-\$13,482,939	\$3,135,451	205
GCQ	2	\$252,613,081	\$13,056,623	\$22,917,300	\$38,024,348	1,046
Global X	50	\$15,783,426,748	-\$1,536,830,096	\$32,683,008	\$2,395,946,249	193,774
Hejaz Asset Management	5	\$70,801,040	-\$6,883,585	\$308,037	\$709,305	551
India Avenue	1	\$11,000,069	-\$136,347	\$1,177,500	\$2,211,802	111
InvestSMART	4	\$276,754,787	-\$20,355,867	-\$2,983,845	\$6,099,585	519
Investors Mutual Limited	2	\$24,806,139	-\$539,185	\$443,588	\$598,091	34
JPMorgan	14	\$420,501,374	-\$18,759,911	-\$4,056,910	\$48,592,296	4,948
Janus Henderson	4	\$387,897,931	\$6,053,947	\$8,529,050	\$17,611,513	462
K2	2	\$23,251,047	-\$2,362,556	-\$443,080	\$721,118	46
Kapstream	1	\$30,324,740	-\$226,846	\$0	\$530,189	24
L1 Capital	2	\$466,201,261	-\$16,506,059	\$3,211,117	\$9,533,074	326
Lakehouse	1	\$212,852,361	-\$8,155,168	-\$1,919,846	\$1,826,527	473
Lanyon	1	\$145,914,732	-\$7,631,574	\$985,821	\$1,770,201	51
Lazard	1	\$2,956,093,086	-\$139,010,325	\$49,473,536	\$32,135,874	824
Loftus Peak	2	\$757,028,341	-\$27,680,622	-\$2,427,547	\$14,843,540	1,054
Loomis Sayles	1	\$35,883,595	-\$2,554,526	-\$95,215	\$1,270,586	94
Macquarie	8	\$1,896,087,766	\$67,733,321	\$163,910,363	\$240,104,565	7,083
Magellan	6	\$7,193,411,732	-\$702,613,568	-\$239,002,068	\$129,573,785	5,561
Milford	1	\$20,724,255	-\$873,401	-\$157,761	\$614,668	119
Monochrome	2	\$133,233,107	\$7,537,837	\$3,227,560	\$8,434,800	1,636
Montaka	1	\$61,958,524	-\$6,201,425	-\$25,859	\$151,392	20
Montgomery	1	\$120,327,004	-\$12,127,017	-\$420,222	\$1,297,882	103
Morningstar	1	\$338,829,443	-\$20,488,174	\$7,264,000	\$13,427,719	1,630
Munro	3	\$595,184,467	-\$17,490,428	\$10,710,929	\$32,665,184	2,571
Nanuk	2	\$960,069,693	-\$41,292,269	\$13,488,576	\$2,915,929	310
PIMCO	5	\$134,113,619	\$6,587,488	\$9,818,401	\$13,296,627	366
Paradice	1	\$65,056,548	-\$7,715,432	\$299,103	\$912,827	41
Perennial	1	\$69,177,897	-\$1,280,603	-\$764,324	\$5,004,216	179
Perpetual Investment Management	2	\$271,053,669	\$7,668,388	\$8,883,784	\$13,295,260	369
Pinnacle	1	\$3,007,717,619	-\$169,835,756	-\$3,443,603	\$42,612,452	5,679
Platinum	2	\$355,257,727	-\$48,060,489	-\$14,330,480	\$19,403,810	717
Plato	1	\$1,102,147,345	\$20,544,550	\$74,426,594	\$144,940,740	12,098
QuayStreet	2	\$1,127,018,142	-\$123,879,963	-\$18,168,310	\$310,650	11
Resolution	2	\$2,041,016,335	-\$171,333,658	\$21,820,623	\$30,990,827	3,646
Russell Investments	6	\$1,437,661,355	-\$66,648,433	\$4,892,500	\$39,779,845	2,175
Savana	1	\$4,955,104	\$18,292	\$124,297	\$242,081	36
Schroder	5	\$429,055,391	-\$3,107,934	\$3,976,386	\$22,328,379	543
Seed	1	\$38,424,048	\$5,455,047	\$5,698,586	\$6,366,872	58
StateStreet	17	\$11,257,014,148	-\$779,477,840	\$59,343,611	\$573,488,027	40,018
Switzer	2	\$390,186,619	-\$29,215,194	\$2,603,873	\$14,723,521	1,339
T8	1	\$28,583,159	-\$704,797	\$541,499	\$502,737	11
Talaria	2	\$3,089,177,839	\$18,811,524	-\$9,664,256	\$11,410,651	408
TenCap	1	\$4,219,560	-\$459,241	\$0	\$866,113	92
The Perth Mint	1	\$2,416,566,460	-\$235,970,510	-\$13,244,000	\$557,547,954	26,578
VanEck	49	\$31,074,927,149	-\$1,715,771,766	\$280,832,489	\$2,148,416,934	166,632
Vanguard	36	\$90,581,058,294	-\$2,944,470,560	\$2,293,560,994	\$5,148,177,790	595,502
Vaughan Nelson	1	\$44,486,579	-\$2,562,241	\$566,005	\$976,090	74
Ziller	1	\$10,422,594	-\$89,821	\$205,344	\$441,026	29
eInvest	3	\$96,369,414	-\$6,949,614	-\$913,404	\$2,547,556	593
iShares	56	\$54,456,275,011	-\$2,035,217,250	\$882,600,232	\$5,529,510,190	291,168

## New Funds Issued

Fund Name	Code	AUM	Inflow Outflow	Listing Date	Listing Venue
Bell Global Emerging Companies Class A Active ETF	BISM	\$215,188,770	\$215,188,770	30-Mar-2026	ASX
Global X Humanoid Robotics ETF	HMND	\$938,600	\$938,600	30-Mar-2026	ASX
Vanguard Global Technology Index ETF	VTEK	\$22,254,800	\$22,254,800	25-Mar-2026	ASX
Vanguard International Shares High Yield ETF	VIHY	\$31,334,250	\$31,334,250	25-Mar-2026	ASX
Vanguard Global Technology Index (Hedged) ETF	VTKH	\$6,648,600	\$6,648,600	25-Mar-2026	ASX
Firetrail Alpha Plus Fund - Complex ETF	FIRE	\$3,927,282	\$3,927,282	04-Mar-2026	ASX
Vanguard S&P 500 Us Shares Index (Hedged) ETF	V5AH	\$6,568,800	\$6,568,800	04-Mar-2026	ASX
Vanguard S&P 500 Us Shares Index ETF	V500	\$52,625,700	\$52,625,700	04-Mar-2026	ASX
Gcq Global Equities Hedged Complex ETF	HGCQ	\$10,245,300	\$10,245,300	02-Mar-2026	ASX
Ziller Global Fund Active ETF	ZILR	\$10,422,594	\$205,344	23-Feb-2026	ASX
VanEck Cash Plus Active ETF	MONY	\$100,400,050	\$50	06-Feb-2026	ASX
Betashares Global Momentum ETF	GTUM	\$5,344,700	\$2,211,600	03-Feb-2026	ASX
Global X Silver Miners ETF.	SLVM	\$40,740,000	\$10,088,000	29-Jan-2026	ASX
VanEck Australian Fixed Rate Subordinated Debt ETF	FSUB	\$22,846,580	\$6,955,206	12-Dec-2025	ASX

## Contact:

### **CBOE AUSTRALIA PTY LTD**

Level 23, Governor Phillip Tower    Email:    [ListingsAU@cboe.com](mailto:ListingsAU@cboe.com)  
1 Farrer Place, Sydney                      Website: [www.cboe.com.au](http://www.cboe.com.au)  
NSW 2000 Australia

## About Cboe Australia

Cboe Australia is the securities and derivatives exchange transforming the Australian investment market through a focus on customers and innovation. Cboe Australia delivers easy, cost-effective access to local and global investment opportunities.

Copyright 2026, Cboe Australia Pty Ltd ("Cboe Australia") ACN 129 584 667. All rights reserved. Cboe is a registered trademark. Cboe Australia holds an Australian Market Licence and operates a financial market in Australia. While Cboe Australia has taken care preparing this document, to the extent permitted by law Cboe Australia makes no representations or warranties and excludes all liability (including for negligence) in connection with the same. This document is provided for informational purposes only. Under no circumstances is it to be used as a basis for, or considered as an offer to engage in any activity or purchase or sell any security, or as a solicitation or recommendation for the purchase, sale, or offer to purchase or sell any security.

# Australian Funds Report

Trading Days: 22

Month ending: Tuesday, 31 Mar 2026

Ticker	Funds Name	Listing Exchange	Listing Date	MER (% p.a)	AUM (\$m)	AUM (\$m) Change	Funds Inflow / Outflow (\$m)	Value Traded (\$)	Transacted Volume	Number of Trades	Monthly Liquidity %	% Spread	Bid Depth (\$k)	Ask Depth (\$k)	Last	Year High	Year Low	1M Total Return	1Y Total Return	3Y Total Return	5Y Total Return
	<b>Equity - Domestic</b>																				
A200	Betashares Australia 200 ETF	ASX	2018-05-08	0.04	\$9,193.68	-\$585.62	\$107.13	\$549,785,582	3,771,051	38,660	5.98%	0.04%	\$815.63	\$1,363.84	142.84	153.83	119.7	-7.08%	11.86%	30.17%	45.24%
A300	Global X Australia 300 ETF	ASX	2025-08-06	0.04	\$10.46	-\$2.40	-\$1.49	\$1,431,915	28,189	443	13.69%	0.29%	\$160.69	\$184.33	49.78	53.67	48.95	-6.40%	0.00%	0.00%	0.00%
AASF	Airlie Australian Share Fund - Active ETF	ASX	2020-06-04	0.78	\$883.73	-\$117.66	-\$45.76	\$7,318,043	1,985,849	380	0.83%	0.62%	\$90.16	\$93.18	3.62	4.11	3.38	-7.18%	2.40%	17.85%	38.81%
AEAE	Australian Ethical High Conviction Fund - Active ETF	CXA	2022-02-01	0.69	\$10.33	-\$0.99	-\$0.05	\$123,365	13,060	56	1.19%	0.56%	\$398.77	\$478.40	9.07	11.05	9.01	-8.38%	-4.20%	8.04%	0.00%
ALFA	VanEck Australian Long Short Complex ETF	ASX	2025-01-23	0.39	\$28.30	\$2.49	\$3.77	\$5,630,123	246,386	1,308	19.90%	0.35%	\$64.45	\$88.34	22.82	25	16.25	-4.96%	25.64%	0.00%	0.00%
AMVE	AB Managed Volatility Equities Fund - MVE Class - Active ETF	CXA	2021-04-06	0.55	\$801.18	-\$34.80	-\$7.09	\$446,552	255,936	13	0.06%	0.44%	\$172.20	\$350.72	1.75	1.925	1.71	-3.31%	0.36%	15.94%	0.00%
AQLT	Betashares Australian Quality ETF	ASX	2022-04-06	0.35	\$997.89	-\$29.57	\$42.22	\$94,191,531	2,837,226	12,346	9.44%	0.10%	\$491.32	\$1,006.21	32.48	36	26.37	-6.99%	14.20%	48.33%	0.00%
ATEC	Betashares S&P/ASX Australian Technology ETF	ASX	2020-03-05	0.48	\$462.09	-\$23.71	\$30.71	\$105,143,913	5,043,799	10,553	22.75%	0.20%	\$240.70	\$294.46	19.5	33.46	18.665	-11.20%	-21.78%	18.52%	0.70%
AUMF	iShares Edge MSCI Australia Multifactor ETF	ASX	2016-10-14	0.3	\$140.75	-\$10.72	\$1.50	\$4,743,176	124,240	600	3.37%	0.15%	\$130.78	\$155.71	37.48	41.01	31.72	-8.07%	12.58%	37.12%	46.03%
AUST	Betashares Managed Risk Aus Shares Complex ETF	ASX	2015-11-10	0.49	\$32.18	-\$2.03	\$0.00	\$1,036,925	58,909	220	3.22%	0.30%	\$91.30	\$81.33	17.46	18.72	15.71	-5.93%	7.39%	18.97%	23.10%
AYLD	Global X S&P/ASX 200 Covered Call Complex ETF	ASX	2023-02-01	0.6	\$89.69	-\$4.29	-\$1.99	\$6,546,170	645,462	712	7.30%	0.34%	\$214.13	\$408.82	9.96	10.7	9.31	-0.49%	9.30%	29.45%	0.00%
BBOZ	Betashares Aus Equities Strong Bear Complex ETF	ASX	2015-04-20	1.38	\$207.48	\$17.65	-\$17.62	\$263,815,017	11,732,695	10,508	127.15%	0.10%	\$953.37	\$1,028.61	23.49	35.18	19.77	18.58%	-19.88%	-32.31%	-56.05%
BEAR	Betashares Australian Equities BEAR Complex ETF	ASX	2012-07-09	1.48	\$38.07	\$4.92	\$2.29	\$20,192,789	2,667,962	1,264	53.04%	0.19%	\$554.37	\$556.11	7.62	8.87	7.06	7.93%	-6.85%	-9.82%	-23.48%
DACE	Dimensional Aus Core Equity Trust - Active ETF	ASX	2023-11-13	0.28	\$6,310.42	-\$494.44	\$6.64	\$12,538,473	684,849	776	0.20%	0.20%	\$161.17	\$183.41	17.99	19.59	14.48	-7.36%	15.04%	0.00%	0.00%
DAVA	Dimensional Australian Value Trust - Active ETF	ASX	2024-08-19	0.34	\$1,417.57	-\$59.25	\$13.90	\$7,893,329	247,910	446	0.56%	0.18%	\$319.97	\$332.95	31.66	33.99	23.5	-4.95%	26.07%	0.00%	0.00%
DIVI	Ausbil Active Dividend Income Fund - Active ETF	ASX	2025-09-08	0.85	\$554.30	-\$37.97	\$4.51	\$3,013,021	269,128	106	0.54%				11	11.85	10.6	-6.77%	0.00%	0.00%	0.00%
DVDY	VanEck Morningstar Australian Moat Income ETF	ASX	2020-09-10	0.35	\$30.70	-\$2.24	\$0.00	\$1,766,979	87,129	176	5.76%	0.15%	\$834.68	\$897.84	20.05	24.2	19.56	-6.79%	-4.58%	8.44%	15.67%
E200	State Street SPDR S&P/ASX 200 Esg ETF	ASX	2020-08-05	0.05	\$276.49	-\$13.27	\$7.38	\$9,741,333	356,814	544	3.52%	0.13%	\$209.60	\$539.54	26.84	28.97	23.14	-6.66%	13.43%	30.80%	45.44%
EIGA	Perennial Income Generator Active ETF	ASX	2018-05-07	0.8	\$27.05	-\$2.02	-\$0.67	\$1,634,959	445,092	367	6.04%	0.62%	\$47.63	\$71.56	3.71	3.91	3.37	-4.17%	10.17%	19.77%	36.28%
EQIN	Investors Mutual Equity Income Fund - Complex ETF	ASX	2025-09-01	0.9	\$21.75	-\$0.48	\$0.36	\$519,491	134,919	33	2.39%				3.79	4.02	3.78	-3.81%	0.00%	0.00%	0.00%
EX20	Betashares Aus Ex-20 Portfolio Diversifier ETF	ASX	2016-10-07	0.25	\$617.61	-\$29.10	\$34.21	\$47,354,549	2,175,536	2,559	7.67%	0.13%	\$424.73	\$817.35	21.38	24.97	19.1	-9.79%	5.68%	21.17%	29.93%
FAIR	Betashares Australian Sustainability Leaders ETF	ASX	2017-11-29	0.49	\$1,087.99	-\$70.17	\$1.80	\$57,910,125	3,194,219	2,920	5.32%	0.12%	\$885.50	\$983.38	17.96	22.91	17.54	-6.21%	-6.04%	11.49%	14.91%
FHCO	Fidelity Australian High Conviction Active ETF	ASX	2024-06-03	0.85	\$1.72	-\$0.40	-\$0.19	\$246,707	32,247	92	14.31%	0.40%	\$139.61	\$92.28	7.59	9.72	7.49	-10.07%	0.41%	0.00%	0.00%
FIRE	Firetrail Alpha Plus Fund - Complex ETF	ASX	2026-03-04	0.90	\$3.93	\$3.93	\$3.93	\$3,091,392	280,059	155	78.72%				10.68	11.63	10.4	0.00%	0.00%	0.00%	0.00%
FSML	Firetrail Aust Small Companies Fund - Active ETF	ASX	2024-11-18	0.85	\$484.04	-\$47.86	\$16.06	\$19,070,009	9,055,781	1,882	3.94%	0.75%	\$73.68	\$57.68	2.05	2.43	1.505	-12.02%	18.44%	0.00%	0.00%
G200	Betashares Wealthbuilder Aus200 Geared Complex ETF	ASX	2024-04-23	0.35	\$27.22	-\$1.56	\$1.47	\$3,643,979	122,216	2,088	13.39%	0.22%	\$88.65	\$143.56	29.36	32.88	22.72	-10.52%	14.31%	0.00%	0.00%
GEAR	Betashares Geared Australian Equities Complex ETF	ASX	2014-05-02	0.8	\$521.49	-\$41.89	\$43.87	\$204,966,089	5,970,580	10,378	39.30%	0.09%	\$884.46	\$763.74	33.19	39.18	21.95	-15.22%	20.37%	43.62%	68.92%
GGBL	Betashares Wealthbuilder Global Geared Complex ETF	ASX	2025-09-30	0.35	\$39.28	\$0.70	\$3.40	\$8,729,308	379,320	3,216	22.23%	0.42%	\$212.44	\$521.53	22.58	26.75	21.94	-7.00%	0.00%	0.00%	0.00%
GIVE	Perpetual Esg Australian Share Active ETF	ASX	2021-11-29	0.65	\$13.19	-\$0.94	-\$0.22	\$863,258	308,009	121	6.55%				2.78	3.5	2.69	-5.12%	0.96%	19.38%	0.00%
GMVW	VanEck Geared Australian Equal Weight Complex ETF	ASX	2024-02-29	0.35	\$37.32	-\$2.82	\$1.77	\$4,222,992	117,741	988	11.31%	0.15%	\$349.40	\$184.74	35.46	45.21	29.15	-11.44%	4.58%	0.00%	0.00%
GRNV	VanEck MSCI Australian Sustainable Equity ETF	ASX	2016-05-02	0.35	\$226.47	-\$23.97	\$0.00	\$16,638,625	538,040	2,455	7.35%	0.14%	\$467.34	\$1,321.83	29.76	35.99	28.47	-9.57%	2.77%	21.24%	33.38%
GRPA	Global X S&P Australia Garp ETF	ASX	2025-10-02	0.25	\$1.99	-\$0.05	\$0.00	\$33,178	1,339	25	1.66%	0.17%	\$282.89	\$227.21	24.91	25.85	23.85	-2.31%	0.00%	0.00%	0.00%
HVST	Betashares Aus Dividend Harvester Active ETF	ASX	2014-11-03	0.72	\$274.98	-\$19.85	\$2.85	\$19,323,206	1,473,348	3,365	7.03%	2.17%	\$458.33	\$532.92	12.95	14.24	11.5	-7.26%	6.42%	22.92%	27.06%
HYLD	Betashares S&P Australian Shares High Yield ETF	ASX	2025-08-05	0.25	\$78.69	\$3.28	\$6.53	\$13,803,251	419,701	2,198	17.54%	0.09%	\$377.32	\$401.37	32.59	34.09	29.97	-3.97%	0.00%	0.00%	0.00%
IESG	iShares Core MSCI Australia Esg ETF	ASX	2021-06-04	0.09	\$429.15	-\$25.71	\$8.92	\$23,709,300	780,697	2,172	5.52%	0.15%	\$145.65	\$299.41	29.73	33.93	26.88	-7.61%	3.75%	24.29%	0.00%
IHD	iShares S&P/ASX Div Opportunities Esg Screened ETF	ASX	2010-12-09	0.23	\$368.57	-\$21.09	\$0.00	\$14,857,641	882,677	1,614	4.03%	0.13%	\$689.72	\$647.79	16.78	17.99	12.95	-5.41%	22.96%	43.79%	53.91%
IIGF	Intelligent Investor Eq Growth Fund Active ETF	ASX	2020-10-06	0.97	\$82.39	-\$7.05	-\$1.44	\$1,923,064	652,831	76	2.33%				2.84	3.25	2.54	-6.27%	4.20%	6.69%	24.99%

Ticker	Funds Name	Listing Exchange	Listing Date	MER (% p.a)	AUM (\$m)	AUM (\$m) Change	Funds Inflow / Outflow (\$m)	Value Traded (\$)	Transacted Volume	Number of Trades	Monthly Liquidity %	% Spread	Bid Depth (\$k)	Ask Depth (\$k)	Last	Year High	Year Low	1M Total Return	1Y Total Return	3Y Total Return	5Y Total Return
ILC	iShares S&P/ASX 20 ETF	ASX	2010-12-09	0.24	\$733.73	-\$44.58	-\$5.05	\$25,809,351	761,516	1,726	3.52%	0.08%	\$537.20	\$507.43	33.64	35.62	27.46	-5.08%	15.03%	33.40%	50.38%
IMLC	Iml Concentrated Aus Share Fund - Active ETF	ASX	2023-08-01	0.99	\$3.06	-\$0.06	\$0.08	\$78,600	20,000	1	2.57%				3.93	4.54	3.92	-4.38%	-0.72%	0.00%	0.00%
IMPQ	Perennial Better Future Active ETF	ASX	2019-05-23	0.99	\$32.49	-\$3.89	-\$0.24	\$762,009	176,421	198	2.35%	0.91%	\$19.64	\$47.95	4.22	5.16	4.12	-10.02%	-8.47%	-6.85%	-8.75%
INES	Intelligent Investor Eth Share Fund - Active ETF	ASX	2019-06-12	0.97	\$63.25	-\$4.68	-\$0.89	\$1,166,866	359,680	143	1.84%				3.21	4	3.14	-5.59%	-5.08%	12.96%	18.30%
INIF	Intelligent Investor Aus Eq Inc Fund - Active ETF	ASX	2018-06-19	0.97	\$68.51	-\$4.55	-\$0.90	\$1,226,154	431,130	155	1.79%	0.82%	\$41.85	\$58.13	2.85	3.12	2.37	-5.00%	13.82%	11.65%	33.41%
IOZ	iShares Core S&P/ASX 200 ETF	ASX	2010-12-09	0.05	\$8,268.51	-\$301.56	\$311.91	\$542,918,447	15,491,129	34,969	6.57%	0.05%	\$1,579.74	\$1,352.53	34.37	37.04	28.85	-7.16%	11.53%	29.40%	44.86%
ISO	iShares S&P/ASX Small Ordinaries ETF	ASX	2010-12-09	0.55	\$181.62	-\$11.32	\$9.22	\$13,338,724	2,472,281	1,368	7.34%	0.45%	\$418.57	\$621.16	5.12	6.11	4.13	-10.65%	13.35%	23.89%	14.58%
KSM	K2 Australian Small Cap Hedge Fund - Complex ETF	ASX	2015-12-15	1.31	\$9.06	-\$0.95	-\$0.08	\$76,075	33,631	15	0.84%				2.29	2.74	2	-8.76%	1.19%	2.60%	-11.89%
LEVR	First Sentier Geared Australian Share Complex ETF	ASX	2025-05-15	0.95	\$112.84	-\$19.50	\$4.07	\$3,106,676	2,241,201	397	2.75%	0.65%	\$86.26	\$233.72	1.315	1.78	1.245	-17.81%	0.00%	0.00%	0.00%
M1DS	Paradice Australian Mid Cap Fund Active ETF	CXA	2025-11-05	0.9	\$65.06	-\$7.72	\$0.30	\$912,827	148,243	41	1.40%	0.28%	\$124.76	\$313.01	6.06	7.25	5.82	-11.01%	0.00%	0.00%	0.00%
MFOA	Milford Australian Absolute Growth Complex ETF	ASX	2023-01-16	1.05	\$20.72	-\$0.87	-\$0.16	\$614,668	54,066	119	2.97%	0.26%	\$45.78	\$117.12	11.38	11.8	9.83	-3.31%	11.60%	14.97%	0.00%
MQAE	Macquarie Core Australian Equity Active ETF	ASX	2024-05-15	0.03	\$979.86	-\$32.55	\$51.61	\$97,889,496	8,364,187	3,799	9.99%	0.14%	\$226.12	\$2,262.93	11.47	12.52	9.65	-8.31%	10.11%	0.00%	0.00%
MTUM	Betashares Australian Momentum ETF	ASX	2024-07-24	0.35	\$180.06	-\$18.03	\$0.00	\$22,409,907	800,553	5,441	12.45%	0.12%	\$272.40	\$521.22	27.27	32	22.89	-9.10%	9.46%	0.00%	0.00%
MVB	VanEck Australian Banks ETF	ASX	2013-10-16	0.28	\$279.39	-\$24.86	\$0.00	\$27,493,130	623,651	2,201	9.84%	0.10%	\$539.98	\$443.53	42.7	47.17	32.98	-8.17%	21.59%	70.44%	78.19%
MVE	VanEck S&P/ASX Midcap ETF	ASX	2013-10-16	0.45	\$453.57	-\$41.34	\$8.23	\$48,779,457	1,133,458	2,441	10.75%	0.10%	\$336.51	\$420.01	41.15	47.44	34.37	-10.02%	10.04%	27.13%	40.94%
MVOL	iShares Edge MSCI Australia Minimum Volatility ETF	ASX	2016-10-14	0.3	\$28.17	-\$1.47	\$0.00	\$2,126,586	61,719	300	7.55%	0.14%	\$217.28	\$306.76	34.34	37.25	30.3	-4.95%	10.97%	29.53%	44.84%
MVR	VanEck Australian Resources ETF	ASX	2013-10-16	0.35	\$619.46	-\$35.08	\$6.91	\$80,456,369	1,736,317	8,433	12.99%	0.10%	\$404.74	\$425.21	46.09	50.89	27.63	-6.42%	47.01%	33.03%	80.71%
MVS	VanEck Small Companies Masters ETF	ASX	2015-05-28	0.49	\$190.25	-\$31.23	\$2.36	\$4,137,053	200,689	534	2.17%	0.21%	\$150.69	\$141.68	19.69	24.52	16.83	-15.17%	8.83%	22.09%	14.99%
MVW	VanEck Australian Equal Weight ETF	ASX	2014-03-06	0.35	\$3,082.91	-\$185.66	\$18.26	\$108,909,789	2,925,755	10,136	3.53%	0.09%	\$455.34	\$614.56	36.52	40.77	33.03	-6.24%	5.08%	21.97%	39.31%
OZF	State Street SPDR S&P/ASX 200 Finan Ex A-REIT ETF	ASX	2011-04-13	0.34	\$40.73	-\$8.85	-\$6.00	\$18,177,118	581,976	402	44.63%	0.10%	\$388.96	\$259.05	30.01	32.39	24.43	-5.75%	16.04%	68.06%	77.44%
OZR	State Street SPDR S&P/ASX 200 Resources ETF	ASX	2011-04-13	0.34	\$249.10	-\$16.07	\$4.15	\$50,622,929	3,093,825	3,361	20.32%	0.15%	\$663.30	\$766.86	16.6	18.5	10.12	-7.62%	45.50%	28.51%	64.14%
OZXX	Global X Australia Ex Financials & Resources ETF	ASX	2023-04-13	0.25	\$6.20	-\$0.44	\$0.00	\$240,260	24,543	116	3.87%	0.29%	\$90.18	\$100.65	9.53	11.91	9.5	-5.90%	-5.64%	0.00%	0.00%
QFN	Betashares Australian Financials Sector ETF	ASX	2010-12-15	0.34	\$77.82	\$1.51	\$7.05	\$55,429,312	2,996,347	1,097	71.23%	0.13%	\$718.38	\$686.44	17.62	19.5	14.21	-7.26%	15.48%	68.31%	77.20%
QOZ	Betashares Ftse Rafi Australia 200 ETF	ASX	2013-07-11	0.4	\$1,033.83	-\$52.21	\$16.73	\$87,408,253	4,601,903	9,791	8.45%	0.11%	\$511.93	\$859.53	18.59	20.01	14.4	-6.35%	21.42%	42.42%	59.20%
QRE	Betashares Australian Resources Sector ETF	ASX	2010-12-15	0.34	\$437.53	-\$43.20	-\$5.75	\$75,643,893	7,599,397	5,246	17.29%	0.21%	\$560.68	\$728.10	9.59	10.66	5.82	-7.79%	45.38%	29.28%	65.71%
RARI	Russell Investments Aus Responsible Investment ETF	ASX	2015-04-08	0.45	\$431.25	-\$38.27	-\$6.55	\$8,168,500	273,540	299	1.89%	0.24%	\$439.65	\$384.11	29.13	33.17	26.49	-6.75%	7.25%	31.71%	41.54%
RDV	Russell Investments High Dividend Aus. Shares ETF	ASX	2010-05-14	0.34	\$319.18	-\$15.73	\$5.00	\$12,126,015	355,250	583	3.80%	0.15%	\$348.84	\$298.45	33.34	36.02	28.3	-5.03%	13.73%	34.58%	45.42%
SFY	SPDR S&P/ASX 50 ETF	ASX	2001-08-27	0.20	\$715.98	-\$54.57	\$0.00	\$21,672,011	283,490	1,270	3.03%	0.08%	\$296.20	\$311.68	74.39	80.08	63.65	-6.32%	11.12%	29.30%	45.94%
SMLL	Betashares Australian Small Companies Select ETF	ASX	2017-04-11	0.39	\$311.64	-\$28.77	\$14.31	\$21,223,936	4,989,856	2,728	6.81%	0.48%	\$456.83	\$702.53	4.21	5.06	3.25	-12.66%	21.25%	31.57%	27.89%
SSO	State Street SPDR S&P/ASX Small Ordinaries ETF	ASX	2011-04-13	0.5	\$26.94	-\$3.26	\$0.00	\$911,602	59,410	183	3.38%	0.22%	\$88.41	\$30.27	15.27	18.21	12.42	-10.81%	13.51%	25.09%	13.64%
STW	SPDR S&P/ASX 200 ETF	ASX	2001-08-27	0.05	\$6,139.03	-\$548.70	-\$26.66	\$289,661,993	3,714,846	13,396	4.72%	0.05%	\$852.94	\$1,981.57	76.18	82.71	64.59	-7.10%	11.75%	29.86%	44.91%
SWTZ	Switzer Dividend Growth Fund - Active ETF	ASX	2017-02-24	0.89	\$56.03	-\$3.46	\$0.04	\$1,106,131	450,238	195	1.97%	0.78%	\$47.23	\$67.61	2.4	2.55	2.125	-5.53%	7.86%	13.82%	25.84%
SYI	State Str SPDR MSCI Aus Select High Div Yield ETF	ASX	2010-09-29	0.2	\$614.31	-\$11.20	\$10.58	\$41,164,113	1,347,040	7,319	6.70%	0.09%	\$345.47	\$372.05	30.22	31.55	25.98	-2.74%	18.23%	29.57%	49.37%
TCAP	Ten Cap Alpha Plus Complex ETF	ASX	2025-11-24	0.97	\$4.22	-\$0.46	\$0.00	\$866,113	89,863	92	20.53%	0.14%	\$191.70	\$671.21	9.28	10.33	9.16	-9.82%	0.00%	0.00%	0.00%
VAS	Vanguard Australian Shares Index ETF	ASX	2009-05-08	0.07	\$23,310...	-\$899.22	\$867.64	\$1,702,317,...	15,818,963	118,718	7.30%	0.04%	\$1,045.74	\$2,019.78	105.81	114.25	88.64	-7.30%	11.49%	29.33%	43.19%
VETH	Vanguard Ethically Conscious Australian Shares ETF	ASX	2020-10-14	0.16	\$614.81	-\$45.98	\$9.68	\$37,697,335	551,978	4,424	6.13%	0.09%	\$592.83	\$797.89	66.75	75	58.4	-8.42%	7.95%	31.03%	40.22%
VHY	Vanguard Australian Shares High Yield ETF	ASX	2011-05-26	0.25	\$6,999.02	-\$41.52	\$174.67	\$449,813,772	5,463,454	42,472	6.43%	0.04%	\$251.29	\$379.61	82.39	85.57	63.36	-3.07%	21.86%	42.57%	64.56%
VLC	Vanguard MSCI Australian Large Companies Index ETF	ASX	2011-05-26	0.2	\$309.66	-\$19.79	\$0.00	\$27,921,166	316,497	2,098	9.02%	0.08%	\$316.22	\$347.97	87.14	93.02	71.11	-6.01%	14.92%	33.01%	50.35%
VSO	Vanguard MSCI Australian Small Companies Index ETF	ASX	2011-05-26	0.3	\$1,060.89	-\$116.80	-\$1.75	\$44,496,496	623,933	7,962	4.19%	0.13%	\$127.55	\$258.66	70.01	81.45	55	-9.77%	16.72%	30.02%	32.67%
XX20	First Sentier Ex-20 Australian Share Active ETF	ASX	2025-12-03	0.75	\$94.40	-\$9.81	\$6.43	\$244,947	206,016	26	0.26%	0.64%	\$89.88	\$191.82	1.11	1.54	1.1	-15.59%	0.00%	0.00%	0.00%
YMAX	Betashares Aus Top 20 Eqy Yield Max Complex ETF	ASX	2012-11-26	0.76	\$644.22	-\$24.11	\$11.02	\$36,078,488	4,830,832	4,145	5.60%	0.29%	\$493.60	\$578.24	7.39	8.04	6.78	-4.61%	6.68%	21.54%	34.45%
ZYAU	Global X S&P/ASX 200 High Dividend ETF	ASX	2015-06-12	0.24	\$93.19	-\$0.45	\$3.07	\$7,337,512	713,443	714	7.87%	0.17%	\$665.92	\$810.09	10.23	10.66	7.73	-3.09%	24.82%	39.60%	36.06%
	Equity - International																				
ACDC	Global X Battery Tech & Lithium ETF	ASX	2018-09-03	0.69	\$689.29	-\$54.16	-\$11.48	\$25,431,863	180,375	4,510	3.69%	0.68%	\$1,120.44	\$708.37	143.5	158.65	71.61	-5.74%	75.53%	61.00%	80.66%
ADEF	Apostle Dundas Gbl Eqty Fund - Class D Active ETF	ASX	2021-02-24	0.9	\$14.19	-\$1.41	-\$0.37	\$645,043	116,802	31	4.55%				5.45	6.49	5.44	-6.68%	-7.76%	21.89%	35.53%
AGX1	Antipodes Global Value Active ETF	ASX	2018-11-07	1.1	\$376.48	-\$18.50	\$2.14	\$10,509,006	1,560,378	565	2.79%				6.71	7.24	6	-5.23%	16.42%	53.68%	52.04%
AINF	Global X Ai Infrastructure ETF	ASX	2025-04-30	0.57	\$82.02	\$2.17	\$10.07	\$17,163,336	1,055,860	3,850	20.93%	0.68%	\$31.53	\$134.42	15.49	17.8	10.03	-9.89%	0.00%	0.00%	0.00%
ALPH	Schroder Global Equity Alpha Fund - Active ETF	ASX	2024-12-09	0.65	\$8.83	\$0.03	\$0.61	\$619,323	59,399	33	7.01%	1.14%	\$93.22	\$125.67	10.15	11.59	8.99	-6.54%	6.35%	0.00%	0.00%
ARMR	Betashares Global Defence ETF	ASX	2024-10-04	0.55	\$239.77	-\$3.63	\$12.29	\$30,904,265	1,153,908	6,915	12.89%	1.07%	\$54.30	\$236.52	24.58	29.58	18.5	-6.54%	27.91%	0.00%	0.00%
ASAO	Abrdn Sust Asian Opportunities Active ETF	ASX	2022-10-19	1.18	\$1.57	-\$0.17	\$0.00	\$9,664	6,986	45	0.62%	0.52%	\$67.66	\$68.29	1.315	1.48	1.08	-9.62%	13.42%	23.97%	0.00%
ASIA	Betashares ASIA Technology Tigers ETF	ASX	2018-09-21	0.67	\$937.57	-\$180.15	\$0.00	\$81,150,109	5,356,122	16,063	8.66%	0.87%	\$107.65	\$145.17	14	16.84	9.36	-16.12%	32.85%	88.04%	25.94%

Ticker	Funds Name	Listing Exchange	Listing Date	MER (% p.a)	AUM (\$m)	AUM (\$m) Change	Funds Inflow / Outflow (\$m)		Value Traded (\$)	Transacted Volume	Number of Trades	Monthly Liquidity %		% Spread	Bid Depth (\$k)	Ask Depth (\$k)	Last	Year High	Year Low	1M Total Return	1Y Total Return	3Y Total Return	5Y Total Return
ATOM	Global X Uranium ETF	ASX	2022-12-07	0.69	\$134.13	-\$18.93	\$2.38	\$19,222,261	766,274	3,496	14.33%	0.80%	\$34.78	\$74.93	23.75	31.64	11.32	-13.92%	90.94%	146.25%	0.00%		
B1SM	Bell Global Emerging Companies Class A Active ETF	ASX	2026-03-30	1.34	\$215.19	\$215.19	\$215.19	\$24,861	3,6294	1	0.01%	0.26%	\$203.37	\$203.88	6.85	6.85	6.73	0.00%	0.00%	0.00%	0.00%		
BAOR	Aoris Int Fund (Class B) (Unhedged) Active ETF	ASX	2023-05-01	1.1	\$138.23	-\$6.47	-\$2.37	\$6,230,253	3,030,112	422	4.51%	0.76%	\$29.18	\$98.71	2.06	2.74	2.01	-2.83%	-7.87%	0.00%	0.00%		
BBUS	Betashares Us Eqy Strong Bear Ccy H Complex ETF	ASX	2015-08-26	1.38	\$157.35	\$4.14	-\$23.47	\$160,189,702	5,214,189	5,984	101.80%	0.28%	\$552.07	\$365.56	33.53	34.35	2.76	18.02%	-35.39%	-65.11%	-66.70%		
BEMG	Betashares MSCI Emerging Markets Complex ETF	ASX	2025-08-25	0.35	\$49.39	\$8.63	\$12.55	\$20,802,394	640,374	3,731	42.12%	0.40%	\$47.05	\$430.48	31.35	35.55	29.39	-9.60%	0.00%	0.00%	0.00%		
BEST	ETFS US Quality ETF	ASX	2025-11-17	0.29	\$17.88	-\$0.60	\$0.00	\$13,074	1,197	5	0.07%	0.75%	\$17.64	\$32.93	11.35	12.71	9.94	0.00%	0.00%	0.00%	0.00%		
BGBL	Betashares Global Shares ETF	ASX	2023-05-11	0.08	\$3,566.75	\$94.88	\$243.49	\$487,331,865	6,356,844	14,210	13.66%	0.06%	\$427.88	\$536.70	74.69	83.21	64.85	-4.28%	8.41%	0.00%	0.00%		
BNKS	Betashares Global Banks Currency Hedged ETF	ASX	2016-08-01	0.57	\$143.55	-\$17.03	-\$2.90	\$27,019,159	2,279,409	3,221	18.82%	0.44%	\$87.18	\$99.59	11.61	13.19	7.49	-8.80%	30.75%	108.44%	92.53%		
BUGG	Global X Cybersecurity ETF	ASX	2023-09-13	0.47	\$12.16	\$1.81	\$1.73	\$2,649,022	300,373	490	21.79%	0.42%	\$25.23	\$52.73	8.67	14.26	8.26	0.70%	-29.78%	0.00%	0.00%		
CETF	VanEck Ftse China A50 ETF	ASX	2015-06-26	0.6	\$35.73	-\$1.17	-\$2.16	\$5,416,572	89,885	460	15.16%	0.99%	\$72.58	\$51.83	61.59	67.6	55.15	2.67%	8.45%	14.12%	-2.12%		
CFLO	Betashares Global Cash Flow Kings ETF	ASX	2023-11-16	0.4	\$24.87	-\$0.91	\$0.00	\$1,368,772	76,997	671	5.50%	0.35%	\$95.81	\$95.44	17.54	19.75	16.22	-3.52%	2.00%	0.00%	0.00%		
CGHE	Claremont Global Fund (Hedged) Active ETF	ASX	2024-02-12	1.25	\$49.93	-\$16.70	-\$12.40	\$1,099,344	707,213	43	2.20%	0.46%	\$93.53	\$314.00	1.525	1.82	1.485	-6.44%	-12.10%	0.00%	0.00%		
CGUN	Claremont Global Fund Active ETF	ASX	2024-02-12	1.25	\$54.91	-\$3.00	-\$1.56	\$1,285,236	945,533	44	2.34%	0.50%	\$272.96	\$316.14	1.37	1.87	1.335	-2.49%	-14.96%	0.00%	0.00%		
CLDD	Betashares Cloud Computing ETF	ASX	2021-02-24	0.67	\$32.87	\$1.79	\$0.00	\$2,450,027	228,570	901	7.45%	0.50%	\$36.43	\$28.36	10.86	14.9	10	5.74%	-16.46%	5.23%	-14.53%		
CLNE	VanEck Global Clean Energy ETF	ASX	2021-03-10	0.65	\$77.92	\$1.00	\$0.00	\$4,721,305	553,988	1,598	6.06%	0.74%	\$16.37	\$34.41	8.6	8.93	5.19	1.30%	59.08%	0.23%	-13.01%		
CNEW	VanEck China New Economy ETF	ASX	2018-11-09	0.95	\$80.70	-\$5.48	-\$3.11	\$7,466,727	960,521	1,651	9.25%	0.73%	\$35.83	\$16.74	7.78	8.58	6.26	-2.75%	11.66%	1.89%	-2.00%		
CORE	Schroder Global CORE Fund - Active ETF	ASX	2025-06-04	0.25	\$33.89	\$0.41	\$2.16	\$2,421,915	229,692	69	7.15%	0.22%	\$84.05	\$525.79	10.3	11.47	9.98	-5.24%	0.00%	0.00%	0.00%		
CRYP	Betashares Crypto Innovators ETF	ASX	2021-11-04	0.67	\$154.44	-\$13.62	\$0.59	\$21,061,936	3,293,704	4,719	13.64%	0.77%	\$14.35	\$26.77	5.85	10.81	4.32	-8.45%	19.39%	151.07%	0.00%		
CURE	Global X S&P Biotech ETF	ASX	2018-11-12	0.45	\$38.18	-\$1.93	-\$1.19	\$1,595,791	26,942	416	4.18%	1.05%	\$563.38	\$308.39	59.29	65.96	38.76	-1.85%	30.59%	55.17%	1.07%		
DAOR	Aoris Int Fund (Class D) (Hedged) Active ETF	ASX	2023-05-01	1.15	\$135.52	-\$12.62	-\$2.24	\$5,842,467	3,268,681	200	4.31%	0.40%	\$87.17	\$439.67	1.725	2.02	1.62	-7.01%	-3.36%	0.00%	0.00%		
DFGH	Dimensional Global Core Eq Aud Hgd - Active ETF	ASX	2023-11-13	0.36	\$3,688.11	-\$272.04	\$3.86	\$9,639,372	234,308	500	0.26%	0.31%	\$78.14	\$92.21	40.06	43.25	29.6	-6.97%	18.21%	0.00%	0.00%		
DFND	VanEck Global Defence ETF	ASX	2024-09-12	0.65	\$290.01	-\$9.88	\$7.48	\$33,615,993	820,219	4,707	11.59%	1.40%	\$92.41	\$363.39	37.42	45.47	25.87	-5.79%	32.57%	0.00%	0.00%		
DGCE	Dimensional Global Eq Trust Unhgd - Active ETF	ASX	2023-11-13	0.36	\$4,839.26	-\$178.69	\$22.70	\$11,330,538	391,541	598	0.23%	0.32%	\$96.88	\$129.35	28.7	31.04	24.84	-4.01%	10.08%	0.00%	0.00%		
DGSM	Dimensional Global Small Company - Active ETF	ASX	2024-08-19	0.65	\$647.63	-\$24.55	\$4.60	\$8,479,808	234,938	279	1.31%	0.37%	\$66.26	\$100.20	35.95	38.88	30.43	-4.34%	11.10%	0.00%	0.00%		
DGVA	Dimensional Global Value Trust - Active ETF	ASX	2024-08-19	0.45	\$1,080.49	-\$18.82	\$3.43	\$4,153,654	151,779	232	0.38%	0.36%	\$42.37	\$76.86	27.59	28.5	23.2	-2.02%	13.49%	0.00%	0.00%		
DRGN	Global X China Tech ETF	ASX	2025-05-08	0.45	\$68.40	\$1.26	\$1.14	\$11,776,785	1,033,647	2,018	17.22%	0.57%	\$28.31	\$60.53	11.4	14.86	9.65	0.18%	0.00%	0.00%	0.00%		
DRIV	Betashares Electric Vehicles and Ftr Mobility ETF	ASX	2021-12-15	0.67	\$13.41	-\$0.60	\$0.50	\$1,874,225	181,810	991	13.98%	0.58%	\$18.62	\$46.81	10.07	11.19	7.62	-7.87%	16.54%	17.42%	0.00%		
DRUG	Betashares Global Healthcare Currency Hedged ETF	ASX	2016-08-08	0.57	\$171.85	-\$5.07	\$5.85	\$25,890,037	3,081,518	2,652	15.07%	0.34%	\$54.39	\$80.69	8.36	9.1	7.27	-6.17%	2.37%	14.25%	27.88%		
DTEC	Global X Defence Tech ETF	ASX	2024-10-09	0.50	\$135.00	\$2.14	\$9.00	\$17,838,707	925,121	3,782	13.21%	1.16%	\$20.71	\$133.55	18	21.5	12.13	-5.16%	36.58%	0.00%	0.00%		
EAFZ	Ellerston Asia Growth Fund Complex ETF	ASX	2023-06-08	0.75	\$34.08	-\$3.80	\$0.00	\$383,409	51,001	92	1.13%	0.22%	\$361.12	\$110.87	7.26	8.19	6.76	-10.04%	12.80%	0.00%	0.00%		
EMKT	VanEck MSCI Multifactor Em Markets Equity ETF	ASX	2018-04-12	0.69	\$535.59	-\$58.76	\$15.26	\$63,013,709	1,975,279	9,149	11.77%	1.12%	\$38.25	\$388.84	30.51	35.65	24.21	-12.45%	19.52%	63.74%	60.34%		
EMXC	iShares MSCI Emerging Markets Ex China ETF	ASX	2024-06-13	0.25	\$375.30	-\$119.60	-\$63.69	\$117,427,187	3,386,683	3,157	31.29%	0.65%	\$125.44	\$245.91	32.9	37.97	24.07	-11.30%	29.44%	0.00%	0.00%		
ERTH	Betashares Climate Change Innovation ETF	ASX	2021-03-11	0.65	\$77.00	-\$3.54	\$0.00	\$3,189,145	323,006	1,030	4.14%	0.91%	\$51.43	\$51.34	9.79	10.48	7.86	-4.39%	13.44%	-2.79%	-20.02%		
ESGI	VanEck MSCI International Sustainable Equity ETF	ASX	2018-03-08	0.55	\$214.07	-\$11.64	\$0.00	\$10,212,884	314,025	1,562	4.77%	0.22%	\$199.10	\$254.98	32.17	39	31.65	-5.16%	-4.03%	29.33%	47.14%		
ESPO	VanEck Video Gaming and Esports ETF	ASX	2020-09-10	0.55	\$79.99	-\$3.75	-\$0.77	\$3,221,535	206,230	1,017	4.03%	0.67%	\$36.94	\$41.73	15.5	22.35	15.25	-3.55%	-3.67%	71.49%	57.24%		
ESTX	Global X Euro Stoxx 50 ETF	ASX	2016-07-21	0.35	\$422.87	-\$39.36	\$3.07	\$50,848,703	488,800	2,867	12.02%	0.15%	\$107.69	\$213.72	102.22	115.74	92.83	-9.18%	3.70%	39.07%	63.46%		
ETHI	Betashares Global Sustainability Leaders ETF	ASX	2017-01-09	0.59	\$3,371.58	-\$193.22	-\$52.60	\$133,406,184	8,957,676	12,054	3.96%	0.15%	\$103.62	\$141.14	14.61	16.98	14	-3.94%	-1.86%	35.16%	50.32%		
EXUS	Betashares Global Shares Ex Us ETF	ASX	2025-11-10	0.14	\$58.03	\$10.43	\$13.47	\$26,143,984	750,780	4,813	45.05%	0.44%	\$128.92	\$384.87	34.54	37.5	32.91	-6.40%	0.00%	0.00%	0.00%		
F100	Betashares Ftse 100 ETF	ASX	2019-07-16	0.45	\$413.44	-\$28.18	-\$5.86	\$21,962,619	1,494,608	3,366	5.31%	0.24%	\$227.64	\$176.91	14.65	15.74	12.5	-5.06%	11.79%	48.80%	76.99%		
FANG	Global X FANG+ ETF	ASX	2020-03-02	0.35	\$1,234.33	-\$38.77	\$17.12	\$124,552,601	4,107,611	13,349	10.09%	0.18%	\$85.47	\$118.27	28.53	38.58	24.95	-4.39%	8.15%	115.51%	109.85%		
FASI	Fidelity Asia Active ETF	ASX	2024-05-31	1.16	\$24.94	-\$1.08	\$1.63	\$3,485,895	306,913	294	13.97%	1.30%	\$22.36	\$44.40	10.84	12.55	9.94	-10.41%	5.89%	0.00%	0.00%		
FCAP	Fidelity Global Future Leaders Active ETF	ASX	2024-05-31	1.1	\$7.00	-\$1.03	-\$0.52	\$530,027	50,171	99	7.57%	0.72%	\$31.85	\$50.20	10.35	12.35	10.19	-6.42%	-3.29%	0.00%	0.00%		
FEMX	Fidelity Global Emerging Markets Active ETF	ASX	2018-11-05	0.99	\$162.01	-\$20.38	-\$1.10	\$7,029,306	991,845	1,240	4.34%	1.15%	\$24.54	\$25.31	6.85	7.74	5.73	-10.57%	10.82%	20.21%	11.20%		
FHNG	Global X Fang+ (Currency Hedged) ETF	ASX	2024-07-05	0.38	\$62.73	-\$6.41	-\$0.53	\$7,370,470	636,687	984	11.75%	0.32%	\$96.92	\$145.43	10.54	13.68	8.11	-8.51%	16.61%	0.00%	0.00%		
FIIN	Fidelity India Active ETF	ASX	2024-05-31	1.2	\$6.25	-\$0.53	\$0.18	\$396,239	52,017	232	6.34%	0.52%	\$30.15	\$25.32	7.33	11	7.19	-10.50%	-18.51%	0.00%	0.00%		
FOOD	Betashares Glb Agriculture Comp Currency Hgd ETF	ASX	2016-08-04	0.57	\$80.09	\$4.99	\$3.50	\$11,497,221	1,371,366	2,914	14.36%	0.70%	\$32.54	\$62.38	8.76	8.9	5.6	1.98%	39.37%	27.29%	34.32%		
FRGG	Franklin Global Growth Fund - Active ETF	ASX	2024-04-15	0.90	\$191.78	-\$27.48	-\$13.70	\$344,407	192,686	25	0.18%	0.47%	\$87.61	\$268.51	1.715	2.57	1.67	-6.28%	-13.28%	0.00%	0.00%		
FTEC	Global X Fintech & Blockchain ETF	CXA	2021-10-14	0.69	\$4.04	-\$1.21	-\$0.92	\$1,008,461	106,789	94	24.97%	0.58%	\$89.84	\$88.39	9.16	13.21	8.92	-5.66%	-15.11%	40.37%	0.00%		
FUEL	Betashares Global Energy Comp Currency Hedged ETF	ASX	2016-06-20	0.57	\$312.99	\$67.15	\$33.45	\$144,773,458	17,057,651	14,400	46.25%	0.65%	\$88.16	\$111.94	9.04	9.17	5.27	13.71%	40.08%	57.65%	132.51%		
FUTR	Janus Henderson Global Sustainable Eq Active ETF	ASX	2021-09-22	0.8	\$1.93	-\$0.32	-\$0.17	\$600,989	17,073	41	31.22%	0.47%	\$48.51	\$29.19	34.72	40.23	34.46	-6.62%	-0.06%	37.40%	0.00%		
GAME	Betashares Video Games and Esports ETF	ASX	2022-02-09	0.57	\$27.51	-\$1.45	\$0.00	\$3,504,634	239,475	1,400	12.74%	0.49%	\$26.47	\$15.51	14.4	21.37	14.1	-5.01%	-5.42%	55.79%	0.00%		

Ticker	Funds Name	Listing Exchange	Listing Date	MER (% p.a)	AUM (\$m)	AUM (\$m) Change	Funds Inflow / Outflow (\$m)		Value Traded (\$)	Transacted Volume	Number of Trades	Monthly Liquidity %	% Spread	Bid Depth (\$k)	Ask Depth (\$k)	Last	Year High	Year Low	1M Total Return	1Y Total Return	3Y Total Return	5Y Total Return
GARP	Global X S&P World Ex Australia GARP ETF	ASX	2024-09-26	0.30	\$129.56	-\$3.95	\$1.77	\$6,317,936	527,610	920	4.88%	0.22%	\$79.16	\$269.46	11.83	13.74	10.32	-4.29%	5.38%	0.00%	0.00%	
GCQP	Gcq Global Equities Complex ETF	ASX	2025-03-03	1.25	\$242.37	\$2.81	\$12.67	\$38,024,348	9,207,078	1,046	15.69%	0.34%	\$199.20	\$798.14	3.96	5.6	3.85	-4.12%	-17.94%	0.00%	0.00%	
GDX	VanEck Gold Miners ETF	ASX	2015-06-26	0.53	\$1,504.58	-\$384.03	-\$23.63	\$268,758,721	1,966,786	29,167	17.86%	0.50%	\$121.61	\$132.67	131.28	175	64.35	-19.08%	77.90%	170.28%	221.92%	
GGUS	Betashares Geared Us Eqty Ccy Hedged Complex ETF	ASX	2015-08-18	0.8	\$316.77	-\$37.13	\$23.80	\$59,413,920	1,271,590	6,982	18.76%	0.26%	\$157.38	\$174.32	42.31	53.14	25	-17.22%	16.26%	93.90%	60.88%	
GHHF	Betashares Wealthbuilder All Gr Geared Complex ETF	ASX	2024-04-23	0.35	\$246.02	-\$4.15	\$20.37	\$34,890,475	1,082,034	11,214	14.18%	0.31%	\$26.28	\$129.26	31.21	35.33	24.31	-9.80%	14.27%	0.00%	0.00%	
GHIF	Ausbil Gbl Essential Infra Fund (Hdg) - Active ETF	ASX	2025-10-13	1	\$288.09	-\$2.93	\$0.04	\$204,316	15,129	13	0.07%				13.58	13.72	12.09	-1.02%	0.00%	0.00%	0.00%	
GLOB	Barrow Hanley Global Share Active ETF	ASX	2022-06-06	0.99	\$472.76	-\$2.69	\$14.70	\$21,210,203	4,517,611	1,721	4.49%		\$37.43		4.74	5.5	4.5	-3.66%	5.51%	39.89%	0.00%	
GMTL	Global X Green Metal Miners ETF	ASX	2022-10-26	0.69	\$9.65	-\$4.53	-\$2.76	\$5,297,113	397,821	681	54.88%	1.13%	\$38.91	\$60.90	13.78	16.14	6.43	-12.51%	80.46%	36.41%	0.00%	
GNDQ	Betashares Wealthbuilder Nasdaq Geared Complex ETF	ASX	2024-10-15	0.50	\$53.61	-\$5.02	-\$1.41	\$8,845,168	301,257	2,384	16.50%	0.35%	\$165.48	\$328.90	28.2	36.83	21.3	-6.16%	13.84%	0.00%	0.00%	
GOAT	VanEck Morningstar International Wide Moat ETF	ASX	2020-09-10	0.55	\$55.28	-\$5.11	\$0.00	\$4,835,418	183,484	548	8.75%	0.30%	\$68.27	\$110.24	25.99	30.49	25.29	-8.45%	-2.02%	19.78%	38.86%	
GPEQ	VanEck Global Listed Private Equity ETF	ASX	2021-11-25	0.65	\$51.14	-\$2.88	\$0.00	\$5,890,652	326,487	1,110	11.52%	0.45%	\$26.35	\$45.46	18.13	27.85	17.26	-5.33%	-21.26%	34.05%	0.00%	
GRIN	VanEck India Growth Leaders ETF	ASX	2025-04-24	0.75	\$13.54	-\$1.68	\$0.00	\$1,491,195	84,101	232	11.01%	0.79%	\$20.40	\$71.74	16.9	22.45	16.77	-11.05%	0.00%	0.00%	0.00%	
GSCF	Ausbil Global Smallcap Fund - Active ETF	ASX	2025-10-13	1.2	\$116.23	-\$11.52	\$0.35	\$102,035	6,132	17	0.09%				16.21	18.72	16.21	-9.29%	0.00%	0.00%	0.00%	
GSUS	Candriam Sustainable Gbl Equity Fund - Active ETF	ASX	2025-10-29	0.55	\$168.52	-\$7.17	\$4.43	\$281,595	22,568	4	0.17%				12.17	13.79	12.17	-6.60%	0.00%	0.00%	0.00%	
GTUM	Betashares Global Momentum ETF	ASX	2026-02-03	0.35	\$5.34	\$1.94	\$2.21	\$5,065,009	260,425	1,356	94.77%	0.36%	\$15.09	\$277.78	18.43	20.35	18.18	-7.94%	0.00%	0.00%	0.00%	
GUTH	VanEck MSCI International Growth ETF	ASX	2025-08-28	0.40	\$13.19	-\$1.15	\$0.00	\$2,316,628	124,619	231	17.57%	0.84%	\$67.94	\$152.53	17.58	22.2	17.36	-8.01%	0.00%	0.00%	0.00%	
GXAI	Global X Artificial Intelligence ETF	ASX	2024-04-10	0.57	\$179.90	-\$16.98	-\$2.52	\$13,386,587	1,007,933	2,811	7.44%	0.46%	\$94.37	\$118.41	12.62	15.84	9.94	-7.34%	14.78%	0.00%	0.00%	
H100	Betashares Ftse 100 Currency Hedged ETF	ASX	2023-10-25	0.48	\$15.61	-\$8.19	-\$6.51	\$7,390,451	551,447	264	47.33%	0.34%	\$176.99	\$93.73	13.01	14.02	10.16	-7.07%	17.92%	0.00%	0.00%	
HACK	Betashares Global Cybersecurity ETF	ASX	2016-09-01	0.67	\$1,118.54	\$15.91	\$6.50	\$45,202,942	3,745,865	10,811	4.04%	0.42%	\$49.79	\$114.34	11.81	15.86	11.44	0.85%	-9.90%	43.96%	60.42%	
HETH	Betashares Global Sustainability Leaders Ch ETF	ASX	2020-07-22	0.62	\$635.29	-\$50.17	-\$1.08	\$17,669,829	1,184,376	1,724	2.78%	0.17%	\$156.70	\$219.25	14.39	16	12.11	-7.16%	6.67%	36.42%	34.50%	
HEUR	Betashares Europe Currency Hedged ETF	ASX	2016-05-12	0.56	\$99.03	-\$8.09	\$1.67	\$7,911,463	462,438	1,623	7.99%	0.24%	\$101.47	\$95.61	16.66	20.09	13	-9.11%	8.89%	33.16%	42.67%	
HGBL	Betashares Global Shares Currency Hedged ETF	ASX	2023-05-18	0.11	\$2,152.58	\$52.71	\$213.45	\$321,649,483	4,146,585	10,536	14.94%	0.06%	\$314.82	\$539.76	73.35	80	55.64	-7.65%	16.93%	0.00%	0.00%	
HGCQ	Gcq Global Equities Hedged Complex ETF	ASX	2026-03-02	1.25	\$10.25	\$10.25	\$10.25	\$9,942,363	1,995,705	67	97.04%	0.36%	\$278.13	\$836.53	4.81	5.38	4.81	0.00%	0.00%	0.00%	0.00%	
HGEN	Global X Hydrogen ETF	ASX	2021-10-07	0.69	\$38.06	-\$7.81	-\$3.32	\$3,908,989	452,407	1,021	10.27%	0.84%	\$10.63	\$19.80	8.31	9.33	3.68	-9.77%	100.82%	15.16%	0.00%	
HHIF	Hejaz High Innovation Active ETF	ASX	2024-04-30	1.55	\$8.66	-\$0.91	-\$0.01	\$37,928	45,834	67	0.44%				0.775	1.07	0.775	-9.36%	-15.76%	0.00%	0.00%	
HJHI	Hejaz High Income Active ETF	ASX	2024-04-30	1.10	\$9.22	-\$0.93	\$0.01	\$52,932	48,990	83	0.57%				1.025	1.145	0.965	-9.29%	2.45%	0.00%	0.00%	
HJPN	Betashares Japan Currency Hedged ETF	ASX	2016-05-12	0.56	\$237.07	-\$20.39	\$6.72	\$43,719,993	1,568,356	5,705	18.44%	0.27%	\$75.53	\$140.07	26.86	30.3	15.6	-10.53%	39.24%	95.33%	93.75%	
HLTH	VanEck Global Healthcare Leaders ETF	ASX	2020-09-10	0.45	\$50.45	-\$1.11	\$0.57	\$3,563,430	317,791	689	7.06%	0.32%	\$27.39	\$32.36	11.32	13	10.36	-3.25%	1.07%	10.01%	15.13%	
HMND	Global X Humanoid Robotics ETF	ASX	2026-03-30	0.57	\$0.94	\$0.94	\$0.94	\$52,407	1,095	12	5.58%	1.40%	\$266.60	\$248.15	46.93	48.11	46.91	0.00%	0.00%	0.00%	0.00%	
HNDQ	Betashares Nasdaq 100 Currency Hedged ETF	ASX	2020-07-22	0.51	\$671.16	-\$39.42	\$16.76	\$87,226,406	1,815,686	3,612	13.00%	0.09%	\$427.48	\$403.30	45.31	51.75	32.96	-7.91%	19.81%	70.40%	61.88%	
HQLT	Betashares Glb Qlty Leaders Currency Hedged ETF	ASX	2020-06-10	0.38	\$121.16	-\$11.22	\$0.00	\$6,302,049	196,053	633	5.20%	0.26%	\$329.63	\$224.33	30.89	34.98	25.2	-8.47%	11.13%	45.10%	41.68%	
HQUS	Beta S&P 500 Equal Weight Currency Hedged ETF	ASX	2024-07-12	0.32	\$249.99	-\$5.89	\$12.97	\$27,701,587	581,716	1,619	11.08%	0.44%	\$109.20	\$517.49	45.11	48.99	36.08	-7.37%	10.60%	0.00%	0.00%	
HUGE	ETFS Magnificent 7+ ETF	ASX	2025-05-06	0.29	\$21.66	\$0.65	\$1.73	\$216,132	18,968	54	1.00%	0.57%	\$37.19	\$55.22	11.55	13.69	9.92	0.00%	0.00%	0.00%	0.00%	
HVLU	VanEck MSCI International Value (Aud Hedged) ETF	ASX	2023-11-09	0.43	\$60.69	-\$4.76	\$0.00	\$10,662,350	290,472	806	17.57%	0.25%	\$68.56	\$83.28	35.7	39.15	23.83	-7.27%	31.67%	0.00%	0.00%	
HYGG	Hyperion Global Growth Companies Fund - Active ETF	ASX	2021-03-22	0.7	\$3,007.72	-\$169.84	-\$3.44	\$42,612,452	7,314,368	5,679	1.42%	0.39%	\$93.64	\$63.97	5.61	7.82	5.33	-5.24%	-4.92%	68.98%	48.02%	
IAA	iShares Asia 50 ETF	ASX	2008-09-10	0.29	\$1,252.61	-\$180.67	-\$17.20	\$85,112,162	545,192	7,652	6.79%	1.10%	\$52.62	\$127.24	148.29	170.43	100	-11.41%	36.02%	70.11%	33.41%	
IACT	iShares U.S. Factor Rotation Active ETF	ASX	2025-06-11	0.45	\$253.03	\$251.83	\$251.88	\$266,725,666	9,858,565	923	105.41%	0.22%	\$95.81	\$325.71	26.01	29.29	25.27	-3.96%	0.00%	0.00%	0.00%	
IAEF	India Avenue Equity Fund Active ETF	CXA	2025-03-18	1.1	\$11.00	-\$0.14	\$1.18	\$2,211,802	2,729,125	111	20.11%	0.90%	\$79.52	\$493.49	0.785	1.165	0.78	-11.80%	-9.87%	0.00%	0.00%	
IEM	iShares MSCI Emerging Markets ETF	ASX	2007-10-10	0.69	\$1,461.55	-\$141.82	\$16.86	\$82,797,584	995,552	13,455	5.67%	0.18%	\$134.69	\$195.34	80.3	90.25	64.46	-9.90%	17.89%	42.78%	24.32%	
IEU	iShares Europe ETF	ASX	2007-10-10	0.58	\$1,110.72	\$177.16	\$241.85	\$284,924,313	2,893,830	4,770	25.65%	0.20%	\$166.46	\$258.16	95.76	105	86.16	-6.93%	6.48%	38.34%	61.11%	
IHO0	iShares Global 100 Aud Hedged ETF	ASX	2014-12-18	0.43	\$626.62	-\$36.00	\$14.69	\$31,477,609	141,929	1,263	5.02%	0.18%	\$354.09	\$495.73	212.94	235.41	150	-7.65%	23.33%	69.10%	69.88%	
IHQI	iShares MSCI World ex Australia Quality (AUD Hedged) ETF	CXA	2024-02-22	0.28	\$1.52	-\$0.02	\$0.11	\$836,500	28,231	21	54.94%	0.12%	\$82.08	\$75.71	28.19	30.84	23.39	-8.50%	12.08%	0.00%	0.00%	
IHVV	iShares S&P 500 Aud Hedged ETF	ASX	2014-12-18	0.1	\$3,271.87	-\$39.67	\$208.71	\$421,443,221	6,836,038	10,498	12.88%	0.05%	\$649.69	\$2,292.67	58.21	63.87	44.18	-7.50%	15.33%	55.44%	47.63%	
IHWL	iShares Core MSCI World Ex Aus Esg (Aud Hed) ETF	ASX	2016-04-28	0.13	\$870.51	-\$67.15	\$15.64	\$38,260,194	643,250	3,012	4.40%	0.11%	\$351.55	\$465.71	56.89	63.14	43.2	-8.83%	15.70%	52.43%	52.61%	
IIND	Betashares India Quality ETF.	ASX	2019-08-06	0.8	\$173.51	-\$20.05	-\$2.25	\$12,630,484	1,310,919	2,988	7.28%	2.11%	\$135.30	\$74.48	9.38	12.45	9.19	-9.20%	-19.20%	6.10%	14.15%	
IISV	Intell Investor Select Value Shr Fund - Active ETF	ASX	2023-03-31	0.97	\$62.60	-\$4.07	\$0.24	\$1,783,501	546,653	145	2.85%				3.18	3.84	3.12	-6.47%	1.00%	37.66%	0.00%	
IJH	iShares S&P Mid-Cap ETF	ASX	2007-10-10	0.07	\$455.08	-\$20.16	-\$2.76	\$22,496,648	464,592	2,606	4.94%	0.13%	\$138.47	\$140.48	48.4	52.56	41.55	-3.47%	6.49%	36.04%	47.90%	
IJP	iShares MSCI Japan ETF	ASX	2007-10-10	0.5	\$1,354.75	\$30.30	\$144.00	\$323,596,735	2,654,558	11,621	23.89%	0.17%	\$280.61	\$330.97	119.05	132.53	98	-8.58%	15.03%	47.59%	45.30%	
IJR	iShares S&P Small-Cap ETF	ASX	2007-10-10	0.07	\$823.55	\$33.99	\$56.13	\$96,172,235	532,052	2,856	11.68%	0.17%	\$499.11	\$295.82	178.82	193.82	147.06	-2.69%	9.89%	30.86%	32.48%	
IKO	iShares MSCI South Korea ETF	ASX	2007-11-15	0.45	\$107.56	-\$35.54	-\$3.84	\$49,220,230	253,655	5,373	45.76%	1.86%	\$49.60	\$58.56	174.67	225.99	84.51	-22.15%	98.60%	91.26%	52.56%	
IMTM	iShares MSCI World ex Australia Momentum ETF	CXA	2024-02-16	0.25	\$16.11	-\$3.15	-\$1.80	\$7,111,264	233,032	80	44.15%	0.34%	\$174.58	\$170.26	29.83	34.01	26.5	-7.01%	8.45%	0.00%	0.00%	

Ticker	Funds Name	Listing Exchange	Listing Date	MER (% p.a)	AUM (\$m)	AUM (\$m) Change	Funds Inflow / Outflow (\$m)		Value Traded (\$)	Transacted Volume	Number of Trades	Monthly Liquidity		Bid Depth (\$k)	Ask Depth (\$k)	Last	Year High	Year Low	1M Total Return	1Y Total Return	3Y Total Return	5Y Total Return
								% Spread				% Spread	% Spread									
INCM	Betashares S&P Global High Dividend Aristocrat ETF	ASX	2018-10-22	0.45	\$95.15	\$9.98	\$11.39	\$23,672,274	1,261,769	1,787	24.88%	0.47%	\$47.29	\$81.10	18.99	20.21	18.02	-1.66%	2.23%	41.11%	62.90%	
IOO	iShares Global 100 ETF	ASX	2007-10-10	0.4	\$4,930.92	-\$226.72	\$2.72	\$183,984,859	1,064,591	25,052	3.73%	0.11%	\$227.89	\$231.09	169.9	192.5	137.29	-4.45%	14.07%	70.49%	106.84%	
QLT	iShares MSCI World ex Australia Quality ETF	CXA	2024-02-16	0.25	\$17.07	-\$2.65	-\$1.71	\$1,647,789	56,283	56	9.66%	0.17%	\$146.90	\$131.20	28.44	31.26	26.12	-4.79%	6.17%	0.00%	0.00%	
ISLM	Hejaz Equities Fund Active ETF	ASX	2022-10-17	1.89	\$42.37	-\$4.66	\$0.35	\$538,675	487,589	254	1.27%				1.05	1.19	1.05	-10.64%	1.10%	25.96%	0.00%	
ITEK	iShares Nasdaq Top 30 ETF	ASX	2022-08-17	0.55	\$7.36	-\$0.54	\$0.00	\$674,910	22,265	145	9.17%	0.25%	\$25.65	\$52.35	28.29	35.15	25.74	-4.91%	6.16%	18.47%	0.00%	
IVE	iShares MSCI EAFE ETF	ASX	2007-10-10	0.32	\$561.94	-\$115.71	-\$67.55	\$103,709,807	739,833	1,983	18.46%	0.22%	\$145.35	\$180.79	136.46	148	120.68	-7.11%	8.97%	39.36%	53.84%	
IVHG	iShares MSCI World ex Australia Value (AUD Hedged) ETF	CXA	2024-02-22	0.28	\$4.46	-\$0.10	\$0.21	\$4,184,204	119,070	137	93.82%	0.21%	\$115.94	\$117.67	34.3	36.98	23.41	-6.72%	39.13%	0.00%	0.00%	
IVLU	iShares MSCI World ex Australia Value ETF	CXA	2024-02-16	0.25	\$28.05	-\$1.54	\$0.00	\$3,969,112	117,541	166	14.15%	0.17%	\$73.15	\$103.18	33.38	35.69	26.05	-5.20%	26.25%	0.00%	0.00%	
IVV	iShares S&P 500 ETF	ASX	2007-10-10	0.04	\$11,673.00	-\$897.53	-\$433.38	\$1,095,887,000	17,157,544	81,311	9.39%	0.05%	\$2,566.61	\$1,143.17	62.08	70.08	53.52	-3.48%	6.88%	58.76%	87.35%	
IWLD	iShares Core MSCI World Ex Australia Esg ETF	ASX	2016-04-28	0.09	\$1,438.35	-\$58.17	\$23.59	\$58,700,851	936,367	5,628	4.08%	0.08%	\$432.54	\$600.77	61.26	69.74	52.79	-5.46%	7.41%	52.73%	70.01%	
IXI	iShares Global Consumer Staples ETF	ASX	2009-03-11	0.41	\$141.03	-\$0.71	\$4.25	\$23,223,724	241,732	1,431	16.47%	0.25%	\$56.44	\$124.59	97.62	104.23	91.3	-3.50%	-0.94%	13.47%	40.32%	
IXJ	iShares Global Healthcare ETF	ASX	2009-03-11	0.41	\$1,338.54	-\$52.57	\$5.72	\$80,174,171	597,747	9,200	5.99%	0.22%	\$85.54	\$88.79	133.3	153.2	125.86	-4.19%	-5.49%	13.00%	40.53%	
IZZ	iShares China Large-Cap ETF	ASX	2007-11-15	0.6	\$460.08	\$25.40	\$39.69	\$93,970,422	1,845,939	6,855	20.42%	0.25%	\$115.50	\$158.53	50.6	63.14	48.08	-3.29%	-7.59%	22.30%	-8.25%	
J100	Global X Japan Topix 100 ETF	ASX	2025-11-25	0.4	\$8.81	\$0.19	\$0.98	\$1,885,197	37,720	296	21.40%	0.38%	\$56.79	\$222.85	48.93	54.81	47	-9.17%	0.00%	0.00%	0.00%	
JEGA	Jpm Global Equity Premium Income Complex ETF	ASX	2024-08-01	0.40	\$19.32	-\$0.96	-\$0.47	\$1,853,704	38,975	330	9.59%	0.47%	\$39.02	\$127.74	47.6	57	45.88	-1.94%	-6.32%	0.00%	0.00%	
JEME	Jpmorgan Em Research Enhanced Idx Eqty Active ETF	ASX	2025-11-03	0.35	\$10.70	-\$1.59	-\$0.35	\$4,672,950	65,737	282	43.69%	0.77%	\$53.13	\$204.50	69	77.5	68.54	-10.14%	0.00%	0.00%	0.00%	
JEPI	Jpmorgan Equity Premium Income Active ETF	ASX	2022-11-10	0.4	\$170.85	-\$1.91	\$1.51	\$14,108,802	286,982	1,760	8.26%	0.36%	\$37.13	\$166.13	49.52	57.99	48	-1.48%	-2.23%	22.29%	0.00%	
JGLO	Jpmorgan Global Select Equity Active ETF	ASX	2024-04-26	0.47	\$5.42	-\$0.30	\$0.00	\$149,072	2,714	114	2.75%	0.42%	\$33.30	\$176.09	54.16	61	50.03	-5.17%	0.09%	0.00%	0.00%	
JHGA	Jpm Gbl Equity Premium Income Hedged Complex ETF	ASX	2024-08-01	0.4	\$7.76	-\$1.01	-\$0.48	\$743,657	14,956	58	9.58%	0.56%	\$36.72	\$107.85	48.48	53.6	47.94	-5.49%	0.38%	0.00%	0.00%	
JHLO	Jpmorgan Global Select Equity (Hedged) Active ETF	ASX	2024-04-26	0.55	\$3.57	-\$0.35	\$0.00	\$146,268	2,579	16	4.10%	0.52%	\$42.04	\$106.33	54.89	61	46	-8.85%	2.89%	0.00%	0.00%	
JHPI	Jpmorgan Equity Premium Income (Hedged) Active ETF	ASX	2023-05-25	0.4	\$9.30	-\$0.27	\$0.25	\$846,987	16,421	122	9.11%	0.90%	\$60.09	\$115.00	50.07	54	44.94	-4.96%	5.41%	0.00%	0.00%	
JNDQ	Betashares Nasdaq Next Gen 100 ETF	ASX	2024-02-22	0.48	\$10.42	-\$1.95	-\$1.33	\$589,182	32,600	580	5.65%	0.43%	\$47.92	\$31.53	17.69	20.39	14.7	-5.05%	11.54%	0.00%	0.00%	
JPEQ	Jpmorgan Us 100Q Equity Premium Income Active ETF	ASX	2023-05-25	0.4	\$74.37	-\$5.44	-\$3.63	\$15,227,089	265,963	1,244	20.47%	0.42%	\$15.20	\$124.72	56.29	68.38	52.63	-1.51%	6.42%	0.00%	0.00%	
JPHQ	Jpmorgan Us 100Q Eq Prem Inc (Hedged) Active ETF	ASX	2023-05-25	0.4	\$10.96	-\$0.82	\$0.00	\$1,614,642	27,517	226	14.73%	0.56%	\$27.70	\$93.86	55.99	62.47	46.59	-6.23%	14.01%	0.00%	0.00%	
JREG	Jpmorgan Global Research En Index Eqty Active ETF	ASX	2022-11-10	0.3	\$59.13	-\$3.07	-\$0.39	\$3,275,702	41,539	339	5.54%	0.33%	\$51.54	\$111.68	78.27	87.06	69.13	-4.30%	6.84%	54.11%	0.00%	
JRHG	Jpmorgan Global Research En In Eqty (H) Active ETF	ASX	2023-11-16	0.3	\$23.49	-\$2.00	\$0.00	\$2,366,587	33,352	237	10.07%	0.43%	\$108.75	\$89.60	69.09	75.11	53.47	-7.83%	15.12%	0.00%	0.00%	
L1HI	L1 Capital International (Hedged) Active ETF	ASX	2024-07-22	1.2	\$27.27	\$0.75	\$2.58	\$2,439,500	450,519	57	8.94%				5.27	6.08	4.72	-6.89%	4.31%	0.00%	0.00%	
L1IF	L1 Capital International (Unhedged) Active ETF	ASX	2023-11-22	1.2	\$438.93	-\$17.26	\$0.63	\$7,093,573	1,188,778	269	1.62%			5.88	7.02	5.76	-3.92%	-4.61%	0.00%	0.00%	0.00%	
LHGF	Lakehouse Global Growth Fund Active ETF	ASX	2025-04-07	1.3	\$212.85	-\$8.16	-\$1.92	\$1,826,527	1,158,911	473	0.86%	0.47%	\$77.06	\$227.84	1.55	2.83	1.5	-2.82%	0.00%	0.00%	0.00%	
LNAS	Global X Ultra Long Nasdaq 100 Complex ETF	ASX	2020-07-13	1	\$54.94	-\$8.55	\$2.87	\$65,925,665	5,673,563	2,414	119.99%	0.25%	\$1,027.13	\$1,004.45	10.26	14.71	5.29	-17.99%	34.67%	125.00%	50.26%	
LNYN	Lanyon Investment Fund Active ETF	ASX	2024-08-01	1	\$145.91	-\$7.63	\$0.99	\$1,770,201	948,841	51	1.21%	0.48%	\$186.68	\$187.77	1.85	2	1.4	-5.61%	22.10%	0.00%	0.00%	
LPGD	Loftus Peak Global Disruption Active ETF	ASX	2020-11-09	1.2	\$665.07	-\$25.54	-\$6.65	\$10,426,657	2,038,659	949	1.57%				4.98	6.125	4.31	-2.73%	11.16%	83.22%	90.44%	
LPHD	Loftus Peak Global Disruption Hedged Active ETF	ASX	2025-09-01	1.2	\$91.96	-\$2.14	\$4.23	\$4,416,882	479,954	105	4.80%	0.29%	\$144.07	\$350.44	8.54	9.84	8.54	-6.77%	0.00%	0.00%	0.00%	
LSGE	Loomis Sayles Global Equity Fund - Active ETF	ASX	2021-10-01	0.99	\$35.88	-\$2.55	-\$0.10	\$1,270,586	623,215	94	3.54%				1.975	3.9	1.945	-6.40%	2.79%	59.33%	0.00%	
MAET	Munro Global Growth Fund Complex ETF	ASX	2020-11-02	1.35	\$327.84	-\$16.73	\$3.97	\$14,859,962	2,493,293	1,191	4.53%		\$0.16		5.79	7.31	5.72	-6.01%	13.01%	63.98%	45.97%	
MCCL	Munro Climate Change Leaders Fund Active ETF	ASX	2022-01-20	0.9	\$179.84	\$0.36	\$3.93	\$7,381,350	394,789	506	4.10%				18.68	19.65	14.41	-1.99%	37.78%	131.31%	0.00%	
MGCG	Munro Concentrated Global Growth Active ETF	ASX	2022-02-03	0.7	\$87.50	-\$1.12	\$2.81	\$10,423,872	731,323	874	11.91%				14.02	17.03	13.07	-4.43%	16.40%	89.38%	0.00%	
MGOC	Magellan Global Fund - Open Class Units - Active ETF	ASX	2020-11-30	1.35	\$4,876.13	-\$491.99	-\$178.52	\$93,698,604	35,253,168	3,081	1.92%	0.60%	\$750.43	\$25.52	2.58	3.27	2.56	-5.84%	-5.80%	33.45%	37.30%	
MHG	Magellan Global Eq Fund (Currencyhgd) - Active ETF	ASX	2015-08-10	1.35	\$85.57	-\$9.72	-\$0.99	\$1,376,658	364,487	67	1.61%	8.13%	\$200.87	\$9.91	3.57	4.19	3.39	-9.16%	0.80%	30.45%	18.35%	
MHOT	VanEck Morningstar Wide Moat (Aud Hedged) ETF	ASX	2023-11-09	0.52	\$27.64	-\$3.29	\$0.00	\$1,581,922	11,507	172	5.72%	0.38%	\$538.58	\$630.56	129.57	147.18	110	-10.65%	9.27%	0.00%	0.00%	
MIDS	Antipodes Global Smid Active ETF	ASX	2025-11-10	1.2	\$90.67	\$0.36	\$7.16	\$8,587,658	947,582	567	9.47%				8.97	9.99	8.63	-7.53%	0.00%	0.00%	0.00%	
MKAX	Montaka Global Extension Fund - Complex ETF	ASX	2020-06-24	1.25	\$61.96	-\$6.20	-\$0.03	\$151,392	52,416	20	0.24%				2.71	4.6	2.71	-9.06%	-15.62%	51.66%	16.62%	
MNRS	Betashares Global Gold Miners Currency Hedged ETF	ASX	2016-07-29	0.57	\$267.52	-\$74.69	-\$0.79	\$74,356,484	4,411,578	11,849	27.80%	1.62%	\$147.34	\$239.23	15.83	21.69	6.69	-21.59%	92.49%	172.93%	171.33%	
MOAT	VanEck Morningstar Wide MOAT ETF	ASX	2015-06-26	0.49	\$901.52	-\$60.68	\$2.93	\$40,423,748	337,901	4,565	4.48%	0.23%	\$140.78	\$303.85	117.24	135.49	110.21	-6.61%	1.34%	30.08%	57.37%	
MOGL	Montaka Global Fund - Active ETF	ASX	2017-12-20	1.32	\$120.33	-\$12.13	-\$0.42	\$1,297,882	340,015	103	1.08%				3.61	5.17	3.6	-8.84%	-11.17%	46.76%	34.02%	
MQEG	Macquarie Core Global Equity Active ETF	ASX	2024-05-15	0.08	\$129.96	\$17.39	\$22.27	\$26,676,556	2,126,227	854	20.53%	0.35%	\$81.13	\$108.90	12.37	13.74	10	-4.33%	11.40%	0.00%	0.00%	
MQHG	Macquarie Core Global Equity (Hedged) Active ETF	ASX	2025-12-04	0.18	\$7.69	\$3.50	\$3.84	\$3,818,590	380,587	221	49.67%	0.35%	\$151.68	\$175.20	9.61	10.53	9.46	-8.17%	0.00%	0.00%	0.00%	
MQWS	Macquarie Walter Scott Global Equity Active ETF	ASX	2023-11-22	1.28	\$25.25	-\$1.02	\$0.25	\$1,164,190	138,783	155	4.61%	0.45%	\$28.46	\$79.49	8.26	11.24	8.07	-4.84%	-1.76%	0.00%	0.00%	
MSTR	Morningstar International Shares Active ETF	ASX	2019-11-12	0.39	\$338.83	-\$20.49	\$7.26	\$13,427,719	1,424,193	1,630	3.96%	0.36%	\$24.59	\$56.52	9.08	10.88	8.5	-7.72%	12.20%	31.26%	31.52%	
NDIA	Global X India Nifty 50 ETF	ASX	2019-06-21	0.69	\$174.81	-\$17.75	\$0.00	\$13,141,528	212,478	3,083	7.52%	0.67%	\$63.96	\$145.73	60.17	79.99	58.86	-9.22%	-18.80%	9.07%	26.21%	
NDQ	Betashares Nasdaq 100 ETF	ASX	2015-05-26	0.48	\$6,924.58	-\$303.01	-\$24.86	\$393,877,634	7,701,773	60,004	5.69%	0.08%	\$845.16	\$901.05	49.72	58.72	40.69	-3.85%	11.31%	73.28%	92.29%	

Ticker	Funds Name	Listing Exchange	Listing Date	MER (% p.a)	AUM (\$m)	AUM (\$m) Change	Funds Inflow / Outflow (\$m)		Value Traded (\$)	Transacted Volume	Number of Trades	Monthly Liquidity		Bid Depth (\$k)	Ask Depth (\$k)	Last	Year High	Year Low	1M Total Return	1Y Total Return	3Y Total Return	5Y Total Return
												% Spread	% Spread									
NNUK	Nanuk New World Fund Active ETF	ASX	2022-03-21	1.1	\$774.32	-\$39.16	\$3.05	\$1,965,666	962,418	247	0.25%		\$2.10		2.01	2.24	1.815	-5.19%	15.22%	48.63%	0.00%	
NNWH	Nanuk New World Fund (Currency Hedged) Active ETF	ASX	2024-09-30	1.1	\$185.75	-\$2.13	\$10.44	\$950,264	736,538	63	0.51%				1.255	1.345	0.96	-6.69%	23.00%	0.00%	0.00%	
OPPT	Magellan Global Opportunities Fund - Active ETF	ASX	2021-08-31	0.75	\$292.23	-\$27.90	-\$9.01	\$11,625,298	7,482,168	496	3.98%	0.75%	\$118.84	\$8.28	1.515	1.885	1.5	-5.90%	-2.85%	41.05%	0.00%	
PAXX	Platinum Asia Fund Complex ETF	ASX	2017-09-14	1.1	\$281.58	-\$42.29	-\$10.92	\$14,406,570	2,393,502	497	5.12%		\$0.99	\$1.40	5.78	6.49	4.46	-9.69%	19.46%	38.98%	19.37%	
PGA1	Plato Global Alpha Fund Complex ETF	ASX	2024-11-25	0.88	\$1,102.15	\$20.54	\$74.43	\$144,940,740	10,969,749	12,098	13.15%	0.34%	\$10.57	\$6.89	12.97	15.54	9.86	-4.98%	21.46%	0.00%	0.00%	
PIXX	Platinum International Fund Active ETF	ASX	2017-09-14	1.1	\$73.68	-\$5.77	-\$3.41	\$4,997,240	1,004,386	220	6.78%				4.91	5.88	4.56	-2.96%	-2.47%	3.44%	11.62%	
QHAL	VanEck MSCI International Quality (Aud Hedged) ETF	ASX	2019-03-25	0.43	\$2,207.32	-\$226.03	-\$10.53	\$127,163,317	2,414,582	7,785	5.76%	0.13%	\$178.36	\$771.00	50.12	55.79	39.5	-8.86%	12.71%	51.58%	54.13%	
QHSM	VanEck MSCI Intl SML Comp Quality (Aud Hedged) ETF	ASX	2023-11-09	0.62	\$244.46	-\$27.05	-\$1.53	\$14,462,374	457,834	1,252	5.92%	0.54%	\$278.53	\$170.21	30.55	34.11	23.97	-9.40%	11.79%	0.00%	0.00%	
QLTY	Betashares Global Quality Leaders ETF	ASX	2018-11-07	0.35	\$866.96	-\$44.39	\$4.50	\$51,881,340	1,680,936	6,142	5.98%	0.17%	\$139.64	\$250.52	29.99	34.49	28.04	-5.36%	2.66%	43.45%	56.72%	
QMAX	Betashares Nasdaq 100 Yield Maximiser Complex ETF	ASX	2022-10-07	0.68	\$29.58	-\$0.96	\$0.01	\$3,494,695	127,859	910	11.81%	0.45%	\$61.46	\$122.59	26.85	31.11	24.83	-2.71%	4.67%	51.23%	0.00%	
QMIX	State Street SPDR MSCI World Quality Mix ETF	ASX	2015-09-14	0.18	\$378.27	-\$4.33	\$8.41	\$15,696,675	463,679	1,945	4.15%	0.21%	\$110.07	\$345.12	33.66	36	30.5	-3.33%	7.07%	48.16%	70.44%	
QNDQ	Betashares Nasdaq 100 Equal Weight ETF	ASX	2024-02-22	0.48	\$16.50	-\$1.09	-\$0.58	\$901,227	57,324	177	5.46%	0.22%	\$74.87	\$91.66	15.52	17.66	13.89	-2.88%	3.38%	0.00%	0.00%	
QSML	VanEck MSCI Intl Small Companies Quality ETF	ASX	2021-03-10	0.59	\$1,488.38	-\$120.48	-\$23.58	\$129,584,843	4,325,471	6,983	8.71%	0.20%	\$90.33	\$92.13	29.49	33.5	25.82	-6.02%	3.46%	40.61%	45.99%	
QUAL	VanEck MSCI International Quality ETF	ASX	2014-10-31	0.4	\$7,621.55	-\$436.32	\$0.33	\$258,689,429	4,463,324	15,734	3.39%	0.10%	\$111.51	\$448.16	56.9	63.5	51.5	-5.42%	4.91%	53.18%	79.13%	
QUS	Betashares S&P 500 Equal Weight ETF	ASX	2014-12-19	0.29	\$970.51	-\$31.07	-\$1.54	\$93,108,955	1,781,641	5,816	9.59%	0.16%	\$88.54	\$127.30	51.35	55.26	46.62	-2.95%	2.89%	33.86%	53.26%	
QYLD	Global X Nasdaq 100 Covered Call Complex ETF	ASX	2023-02-01	0.6	\$21.29	\$0.02	\$0.02	\$1,995,976	187,130	505	9.38%	0.56%	\$30.77	\$34.86	10.58	12.59	10.2	0.86%	3.34%	28.73%	0.00%	
R3AL	Clearbridge Real Income Fund - Active ETF	ASX	2025-01-28	0.85	\$469.12	-\$19.88	-\$0.26	\$609,752	393,582	41	0.13%	0.46%	\$38.56	\$155.64	1.555	1.7	1.5	-4.01%	6.12%	0.00%	0.00%	
RBTZ	Betashares Global Robotics & Artificial Intell ETF	ASX	2018-09-14	0.57	\$270.59	-\$52.51	-\$3.31	\$20,014,246	1,411,652	5,561	7.40%	0.36%	\$33.55	\$65.50	13.25	16.61	11.42	-15.23%	4.14%	26.51%	10.45%	
RCAP	Resolution Cap Global Prop Sec Fund - Active ETF	ASX	2022-02-22	0.8	\$2,014.07	-\$172.81	\$20.15	\$28,603,396	16,597,164	3,454	1.42%	0.48%	\$115.06	\$12.62	1.705	1.91	1.43	-8.82%	8.38%	20.11%	9.37%	
RGOS	Russell Sust Global Opportunities Complex ETF	ASX	2024-04-16	0.95	\$23.69	-\$0.77	\$0.62	\$2,586,711	123,361	105	10.92%	0.32%	\$207.40	\$207.91	20.69	23.13	19.49	-5.64%	4.67%	0.00%	0.00%	
RIIF	Resolution Gbl Listed Infra Fund - Active ETF	ASX	2025-03-25	0.7	\$26.94	\$1.48	\$1.67	\$2,387,432	1,848,031	192	8.86%				1.305	1.335	1.01	-0.76%	25.92%	0.00%	0.00%	
ROBO	Global X ROBO Global Robotics & Automation ETF	ASX	2017-09-14	0.69	\$249.76	-\$32.55	\$3.41	\$21,236,009	234,873	2,164	8.50%	0.46%	\$199.56	\$115.61	85.17	101.28	63.01	-12.74%	20.21%	21.03%	15.59%	
ROYL	Betashares Global Royalties ETF	ASX	2022-09-13	0.69	\$73.06	\$1.31	\$6.90	\$16,089,455	1,205,794	2,817	22.02%	0.47%	\$45.49	\$137.08	12.91	15.32	10.4	-7.35%	18.70%	53.07%	0.00%	
RSSL	Global X Russell 2000 ETF	ASX	2025-02-12	0.18	\$17.66	-\$0.35	\$0.50	\$2,092,154	208,047	188	11.85%	3.25%	\$561.47	\$499.49	9.95	11.25	7.85	-4.51%	14.12%	0.00%	0.00%	
S3GO	Firetrail S3 Global Opps Fund - Active ETF	ASX	2022-10-11	0.72	\$15.83	-\$1.44	-\$0.31	\$613,747	100,721	82	3.88%				5.96	7.12	5.88	-6.58%	7.70%	51.33%	0.00%	
SEMI	Global X Semiconductor ETF	ASX	2021-08-31	0.45	\$508.30	-\$52.50	\$7.11	\$56,060,525	2,221,691	9,367	11.03%	0.39%	\$104.10	\$147.53	23.71	27.65	12.69	-10.63%	67.21%	152.30%	0.00%	
SLVM	Global X Silver Miners ETF.	ASX	2026-01-29	0.65	\$40.74	\$0.31	\$10.09	\$30,592,853	714,341	3,444	75.09%	2.03%	\$29.16	\$183.53	38.8	56.66	33.6	-24.19%	0.00%	0.00%	0.00%	
SNAS	Global X Ultra Short Nasdaq 100 Complex ETF	ASX	2020-07-13	1	\$103.02	\$16.98	-\$0.20	\$135,785,629	7,873,278	5,627	131.80%	0.14%	\$1,307.43	\$1,267.11	19.53	40.3	14.41	19.96%	-34.33%	-73.02%	-83.11%	
SPY	State Street SPDR S&P 500 ETF	ASX	2014-10-13	0.09	\$363.01	-\$13.96	\$0.00	\$21,739,731	23,017	2,082	5.99%	3.35%	\$321.18	\$493.02	929.46	1049.28	801.84	-3.48%	6.75%	58.81%	86.85%	
SVNP	Savana Us Small Caps Active ETF	ASX	2022-01-21	1	\$4.96	\$0.02	\$0.12	\$242,081	154,774	36	4.89%				1.595	1.71	1.095	-2.15%	24.12%	27.42%	0.00%	
T3MP	Jpmorgan Climate Change Solutions Active ETF	ASX	2022-12-09	0.55	\$2.82	-\$0.12	\$0.00	\$1,050,124	14,929	55	37.28%	0.52%	\$45.52	\$111.44	70.42	73.99	55.41	-4.22%	19.12%	43.65%	0.00%	
T8EV	T8 Energy Vision Active ETF	CXA	2024-03-28	1.25	\$28.58	-\$0.70	\$0.54	\$502,737	745,237	11	1.76%	1.04%	\$134.47	\$2,717.46	0.675	0.705	0.435	-4.26%	40.63%	0.00%	0.00%	
TECH	Global X Morningstar Global Technology ETF	ASX	2017-04-11	0.45	\$261.17	-\$12.10	-\$3.33	\$18,925,924	224,108	1,815	7.25%	0.28%	\$74.76	\$70.69	83.22	117	80.6	-3.21%	-8.88%	17.79%	17.65%	
TLRA	Talaria Global Equity Fund Complex ETF	CXA	2021-11-11	1.16	\$2,636.88	\$19.01	-\$13.24	\$9,858,953	2,049,133	347	0.37%	0.34%	\$139.84	\$230.30	4.93	5.37	4.65	1.23%	3.55%	22.10%	0.00%	
TLRH	Talaria Global Equity Fund Currency Hedged Complex ETF	CXA	2021-11-11	1.2	\$452.30	-\$0.20	\$3.58	\$1,551,699	262,598	61	0.34%	0.34%	\$233.56	\$233.25	5.94	6.02	5.21	-0.83%	8.20%	22.48%	0.00%	
U100	Global X Us 100 ETF	ASX	2023-08-23	0.18	\$74.93	-\$1.98	\$1.41	\$7,703,594	527,611	1,680	10.28%	0.24%	\$95.74	\$227.05	14.1	17.98	11.96	-4.41%	8.29%	0.00%	0.00%	
UMAX	Betashares S&P 500 Yield Maximiser Complex ETF	ASX	2014-09-19	0.79	\$275.67	-\$5.80	\$2.51	\$11,772,451	478,834	2,121	4.27%	0.29%	\$53.16	\$118.13	24.32	27.64	23.13	-2.55%	1.52%	40.75%	58.07%	
URAN	VanEck Uranium and Energy Innovation ETF	ASX	2025-10-30	0.59	\$14.29	-\$0.52	\$1.68	\$2,454,526	136,793	445	17.18%	1.52%	\$42.43	\$58.89	16.81	22.66	16.4	-14.84%	0.00%	0.00%	0.00%	
URNM	Betashares Global Uranium ETF	ASX	2022-06-10	0.69	\$311.29	-\$36.66	\$5.86	\$54,375,711	4,458,879	8,598	17.47%	0.66%	\$38.41	\$93.50	11.71	15.49	5.76	-12.22%	85.90%	117.78%	0.00%	
UYLD	Global X S&P 500 Covered Call Complex ETF	ASX	2023-02-01	0.6	\$13.28	\$0.82	\$1.03	\$1,480,601	144,815	325	11.15%	0.58%	\$34.58	\$29.61	10.2	12.21	10.08	-1.00%	-0.47%	22.19%	0.00%	
V500	Vanguard S&P 500 Us Shares Index ETF	ASX	2026-03-04	0.07	\$52.63	\$52.63	\$52.63	\$58,019,033	1,174,856	13,872	110.25%	0.15%	\$724.26	\$808.03	48.06	50.97	47.49	0.00%	0.00%	0.00%	0.00%	
V5AH	Vanguard S&P 500 Us Shares Index (Hedged) ETF	ASX	2026-03-04	0.09	\$6.57	\$6.57	\$6.57	\$6,053,062	121,835	1,147	92.15%	0.18%	\$439.58	\$1,518.33	46.92	50.63	46.37	0.00%	0.00%	0.00%	0.00%	
VAE	Vanguard Ftse Asia Ex Japan Shares Index ETF	ASX	2015-12-11	0.4	\$733.70	-\$62.70	\$12.49	\$40,381,875	421,453	10,451	5.50%	0.44%	\$82.16	\$253.32	92.55	104.29	74.07	-9.44%	17.46%	42.20%	25.19%	
VDAL	Vanguard Diversified All Growth Index ETF	ASX	2025-03-05	0.27	\$303.43	\$4.08	\$23.49	\$45,069,095	833,925	50,896	14.85%	0.21%	\$79.14	\$156.73	52.79	57.17	44.21	-6.48%	11.94%	0.00%	0.00%	
VEQ	Vanguard Ftse Europe Shares ETF	ASX	2015-12-11	0.35	\$551.78	-\$18.07	\$22.94	\$50,971,056	607,820	9,048	9.24%	0.18%	\$100.18	\$174.88	83.43	91.94	74.01	-7.20%	6.74%	38.19%	56.01%	
VESG	Vanguard Ethically Conscious Intl Shares Indx ETF	ASX	2018-09-13	0.18	\$1,263.52	-\$65.99	\$13.57	\$54,705,051	529,615	9,005	4.33%	0.13%	\$226.32	\$823.34	100.55	114.59	87.66	-5.98%	6.31%	52.24%	66.68%	
VEU	Vanguard All-World Ex-Us Shares Index ETF	ASX	2009-05-08	0.07	\$5,190.82	-\$338.00	\$95.90	\$246,690,610	2,275,167	31,467	4.75%	0.13%	\$270.97	\$458.65	106.5	116	90.48	-7.73%	13.26%	43.58%	48.89%	
VGAD	Vanguard MSCI Indx International Shre (Hedged) ETF	ASX	2014-11-20	0.21	\$6,082.18	-\$346.60	\$144.46	\$287,599,834	2,442,782	21,320	4.73%	0.05%	\$458.28	\$552.50	113.3	123.72	88.01	-7.64%	16.36%	54.19%	53.81%	
VGE	Vanguard Ftse Emerging Markets Shares ETF	ASX	2013-11-21	0.48	\$1,705.17	-\$84.24	\$34.09	\$79,265,448	925,681	14,792	4.65%	0.45%	\$91.79	\$330.15	84.17	94.67	73.46	-6.61%	8.65%	34.61%	23.98%	
VGS	Vanguard MSCI Index International Shares ETF	ASX	2014-11-20	0.18	\$14,337...	-\$106.33	\$525.78	\$1,004,168,...	6,977,449	93,931	7.00%	0.05%	\$851.52	\$1,187.09	141.15	156.35	122.4	-4.38%	7.76%	53.49%	74.71%	
VIHY	Vanguard International Shares High Yield ETF	ASX	2026-03-25	0.30	\$31.33	\$31.33	\$31.33	\$28,645,194	569,081	478	91.42%	0.68%	\$137.56	\$550.46	50.95	52.03	50.1	0.00%	0.00%	0.00%	0.00%	

Ticker	Funds Name	Listing Exchange	Listing Date	MER (% p.a)	AUM (\$m)	Funds Inflow / Outflow (\$m)	Value Traded (\$)	Transacted Volume	Number of Trades	Monthly Liquidity %	% Spread	Bid Depth (\$k)	Ask Depth (\$k)	Last	Year High	Year Low	1M Total Return	1Y Total Return	3Y Total Return	5Y Total Return	
VISM	Vanguard MSCI Intl Small Companies Indx ETF	ASX	2018-11-13	0.32	\$796.70	-\$11.81	\$31.74	\$57,244,030	800,268	5,281	7.19%	0.44%	\$127.91	\$229.09	71.32	78	59.11	-5.39%	13.71%	40.56%	37.66%
VLUE	VanEck MSCI International Value ETF	ASX	2021-03-10	0.4	\$405.89	-\$9.91	\$10.01	\$21,888,365	651,400	2,329	5.39%	0.17%	\$80.17	\$76.70	33.38	35.89	25.97	-4.79%	21.47%	58.36%	75.66%
VMIN	Vanguard Global Minimum Volatility Active ETF	ASX	2018-04-17	0.28	\$13.93	-\$1.42	-\$0.64	\$2,985,001	45,818	287	21.43%	0.40%	\$76.37	\$112.85	63.56	67.27	58	-5.12%	7.05%	32.94%	29.23%
VNGS	Vaughan Nelson Glb Equity Smid Fund - Active ETF	ASX	2022-06-01	1.12	\$44.49	-\$2.56	\$0.57	\$976,090	275,918	74	2.19%				3.51	3.83	2.86	-6.65%	14.42%	38.01%	0.00%
VTEK	Vanguard Global Technology Index ETF	ASX	2026-03-25	0.23	\$22.25	\$22.25	\$22.25	\$22,201,133	443,418	388	99.76%	1.02%	\$348.57	\$930.48	48.38	51	47.8	0.00%	0.00%	0.00%	0.00%
VTKH	Vanguard Global Technology Index (Hedged) ETF	ASX	2026-03-25	0.26	\$6.65	\$6.65	\$6.65	\$6,164,928	123,209	380	92.73%	1.00%	\$344.01	\$348.45	47.49	51.03	46.89	0.00%	0.00%	0.00%	0.00%
VTS	Vanguard Us Total Market Shares Index ETF	ASX	2009-05-08	0.03	\$5,894.69	-\$206.66	\$20.65	\$184,365,575	393,721	22,720	3.13%	0.07%	\$778.06	\$651.06	458.94	515.87	394	-3.47%	7.13%	57.56%	77.90%
VVLU	Vanguard Global Value Equity Active ETF	ASX	2018-04-17	0.28	\$1,112.90	\$3.52	\$36.60	\$67,776,040	873,110	7,524	6.09%	0.22%	\$199.23	\$449.16	78.72	83.9	64.17	-2.98%	14.91%	48.67%	77.16%
WCMQ	Wcm Quality Global Growth Fund - Active ETF	ASX	2018-09-03	1.25	\$334.16	-\$25.75	\$2.57	\$13,617,390	1,421,029	1,144	4.08%				9.25	11.57	9.14	-7.87%	10.13%	74.14%	67.35%
WDIV	State Street SPDR S&P Global Dividend ETF	ASX	2013-11-04	0.35	\$355.11	-\$7.41	\$5.40	\$25,445,626	1,188,239	2,249	7.17%	0.20%	\$67.59	\$140.47	21.58	22.7	19.88	-3.53%	11.85%	40.69%	50.04%
WDMF	iShares World Equity Factor ETF	ASX	2016-10-14	0.35	\$151.86	-\$5.25	\$0.00	\$4,743,186	94,825	500	3.12%	0.25%	\$239.96	\$83.85	49.45	53.97	42.67	-3.34%	10.58%	50.38%	60.61%
WEMG	State Street SPDR S&P Em Markets Carbon Aware ETF	ASX	2013-11-04	0.35	\$29.74	-\$2.37	\$0.00	\$1,589,800	56,357	240	5.34%	0.56%	\$49.55	\$47.73	27.56	30.97	24.59	-7.39%	9.07%	40.22%	25.30%
WIRE	Global X Copper Miners ETF	ASX	2022-11-23	0.65	\$657.46	-\$156.43	\$18.15	\$150,199,979	6,598,174	19,003	22.85%	1.20%	\$49.58	\$79.62	21.35	28.98	9.96	-21.45%	70.80%	88.99%	0.00%
WRLD	Betashares Managed Risk Global Shares Complex ETF	ASX	2015-12-21	0.54	\$45.16	-\$1.85	\$0.00	\$725,516	33,868	182	1.61%	0.53%	\$74.04	\$54.42	21.04	23.11	18.68	-3.93%	5.46%	44.39%	59.31%
WWOL	iShares MSCI World Ex Aust Minimum Volatility ETF	ASX	2016-10-14	0.25	\$74.56	-\$4.91	-\$3.55	\$3,079,080	69,415	290	4.13%	0.27%	\$87.72	\$99.54	44.4	46.12	42.16	-1.70%	3.31%	35.08%	53.70%
WWWV	ETF5 US Technology ETF	ASX	2025-11-20	0.29	\$19.02	-\$1.15	\$0.00	\$75,008	6,447	17	0.39%	0.58%	\$48.64	\$44.73	11.89	13.64	11.1	0.00%	0.00%	0.00%	0.00%
WXHG	State Str SPDR S&P Wld Ex Aus Cbn Aware (Hdg) ETF	ASX	2013-07-09	0.10	\$360.55	-\$8.87	\$22.41	\$28,384,403	1,033,252	937	7.87%	0.26%	\$87.15	\$119.52	26.37	28.96	21.86	-8.47%	12.83%	48.72%	36.21%
WXOZ	State Street SPDR S&P World Ex Aus Cbn Aware ETF	ASX	2013-03-19	0.07	\$643.16	-\$3.87	\$32.41	\$5,661,643	119,270	647	0.88%	0.23%	\$116.68	\$239.36	46.63	52.55	44.43	-5.61%	5.19%	49.93%	58.14%
XALG	Alphinity Global Equity Fund - Active ETF	ASX	2023-01-17	0.75	\$310.40	-\$35.74	-\$15.34	\$1,734,575	180,042	78	0.56%				9.42	12.06	9.29	-5.89%	-4.72%	24.92%	0.00%
XASG	Alphinity Global Sustainable Eq Fund - Active ETF	ASX	2023-01-17	0.75	\$71.32	-\$4.75	\$0.11	\$11,497	1,851	29	0.02%				6.16	7.31	6.11	-6.38%	-6.63%	24.01%	0.00%
XMET	Betashares Energy Transition Metals ETF	ASX	2022-10-28	0.69	\$109.93	-\$26.84	-\$2.21	\$36,349,908	2,379,788	8,148	33.07%	1.11%	\$39.49	\$63.67	14.7	19.07	6.4	-18.01%	89.06%	78.57%	0.00%
ZILR	Ziller Global Fund Active ETF	ASX	2026-02-23	1.53	\$10.42	-\$0.09	\$0.21	\$463,148	96,592	34	4.44%	1.12%	\$235.13	\$64.76	4.5	4.9	4.46	-2.81%	0.00%	0.00%	0.00%
ZYUS	Global X S&P 500 High Yield Low Volatility ETF	ASX	2015-06-12	0.35	\$73.14	-\$3.79	-\$2.90	\$5,387,277	374,473	712	7.37%	0.21%	\$51.97	\$46.69	14.48	16.68	13.55	-0.43%	-4.58%	27.38%	46.50%
	Infrastructure & Property																				
CIH	CB Gbl Infrastructure Income (Hedged) Active ETF	ASX	2025-04-14	1.025	\$1,308.69	-\$28.19	-\$4.94	\$1,661,429	993,216	82	0.13%	0.43%	\$33.49	\$816.03	1.695	1.725	1.44	-1.74%	0.00%	0.00%	0.00%
CIVH	CB Gbl Infrastructure Value (Hedged) Active ETF	ASX	2025-04-14	1.025	\$1,110.90	-\$49.37	\$2.78	\$565,077	447,776	32	0.05%	0.74%	\$26.21	\$186.70	1.275	1.35	1.1	-4.49%	0.00%	0.00%	0.00%
CUIV	CB Gbl Infrastructure Value Active ETF	ASX	2025-04-14	0.974	\$929.59	-\$23.60	-\$4.85	\$406,748	274,555	39	0.04%	0.52%	\$29.02	\$221.78	1.495	1.535	1.41	-1.97%	0.00%	0.00%	0.00%
DJRE	State Street SPDR Dj Gbl Real Estate Esg Tilt ETF	ASX	2013-11-04	0.2	\$500.75	-\$25.18	\$0.00	\$15,000,112	710,022	1,806	3.00%	0.17%	\$77.51	\$71.32	20.88	23	20.21	-4.79%	-1.66%	20.28%	20.27%
GIFL	Lazard Global Listed Infrastructure Active ETF	CXA	2024-06-12	0.98	\$2,956.09	-\$139.01	\$49.47	\$32,135,874	5,476,743	824	1.09%	0.27%	\$157.34	\$1,451.78	5.86	6.3	4.74	-6.09%	22.47%	0.00%	0.00%
GLIN	iShares Ftse Gbl Infrastructure (Aud Hedged) ETF	ASX	2023-05-18	0.15	\$1,573.73	-\$102.83	-\$65.54	\$145,291,342	4,591,912	5,581	9.23%	0.18%	\$150.32	\$203.61	31.21	33.01	24.98	-2.22%	16.23%	0.00%	0.00%
GLPR	iShares Ftse Gbl Property Ex Aus (Aud Hedged) ETF	ASX	2023-05-18	0.15	\$598.49	-\$11.31	\$32.18	\$193,067,238	6,997,429	3,008	32.26%	0.24%	\$142.76	\$178.77	26.82	29	22.59	-7.13%	6.47%	0.00%	0.00%
HJZP	Hejaz Property Fund Active ETF	ASX	2022-10-17	1.5	\$5.19	-\$0.25	-\$0.04	\$41,173	54,908	77	0.79%				0.735	0.835	0.7225	-3.92%	-7.55%	-1.20%	0.00%
IFRA	VanEck Ftse Global Infrastructure (Aud Hedged) ETF	ASX	2016-05-03	0.2	\$1,876.70	-\$16.61	\$33.21	\$100,266,495	3,982,212	8,205	5.34%	0.23%	\$64.98	\$365.00	25.16	26.2	20.38	-2.63%	15.41%	33.20%	40.88%
MCSI	Magellan Core Infrastructure Fund Active ETF	CXA	2020-12-15	0.5	\$535.22	-\$19.07	-\$0.26	\$1,831,597	1,004,464	83	0.34%	0.90%	\$464.85	\$521.19	1.85	1.93	1.535	-3.39%	17.25%	30.79%	42.55%
MICH	Magellan Infra Fund (Currency Hedged) - Active ETF	ASX	2016-07-22	1.06	\$520.52	-\$36.27	-\$4.45	\$13,723,584	4,076,936	1,454	2.64%	0.45%	\$187.15	\$18.44	3.3	3.54	2.7	-5.71%	16.86%	28.70%	36.94%
MVA	VanEck Australian Property ETF	ASX	2013-10-16	0.35	\$740.84	-\$90.32	-\$3.08	\$68,998,949	3,065,460	6,755	9.31%	0.14%	\$348.61	\$408.28	22	28	21.3	-10.50%	4.36%	23.87%	24.37%
PAVE	Global X Us Infrastructure Development ETF	ASX	2024-06-05	0.47	\$24.60	\$0.48	\$1.92	\$4,642,422	361,798	484	18.87%	0.42%	\$48.19	\$77.24	12.77	13.93	9.51	-5.96%	22.82%	0.00%	0.00%
QGFH	Quay Global Real Estate Fund (Aud) Active ETF	ASX	2025-11-24	0.92	\$631.70	-\$69.74	-\$7.04	\$210	43	1	0.00%				4.89	5.37	4.89	-8.94%	0.00%	0.00%	0.00%
QGRU	Quay Global Real Estate Fund (Unhedged) Active ETF	ASX	2025-11-24	0.88	\$495.32	-\$54.14	-\$11.13	\$310,440	81,671	10	0.06%				3.65	4.1	3.65	-7.83%	0.00%	0.00%	0.00%
REIT	VanEck Ftse International Property (Aud Hgd) ETF	ASX	2019-04-02	0.2	\$680.24	-\$55.77	\$1.88	\$41,240,435	2,568,228	5,204	6.06%	0.24%	\$85.21	\$197.32	15.65	17.11	13.41	-7.83%	5.34%	15.86%	3.58%
SLF	SPDR S&P/ASX 200 Listed Property ETF	ASX	2002-02-18	0.16	\$451.95	-\$55.55	\$0.58	\$21,595,374	1,843,569	2,787	4.78%	0.17%	\$499.66	\$460.37	11.5	15.01	11.21	-10.94%	-1.48%	25.68%	23.20%
TOLL	Betashares FTSE Global Infrastructure Shares Currency He...	ASX	2025-10-30	0.14	\$5.47	-\$2.13	-\$2.74	\$728,316	27,139	1,114	13.31%	0.28%	\$265.53	\$124.69	27.35	27.75	24.3	0.00%	0.00%	0.00%	0.00%
VAP	Vanguard Australian Property Securities Index ETF	ASX	2010-10-15	0.23	\$2,795.76	-\$283.01	\$45.97	\$117,837,957	1,347,722	18,749	4.21%	0.08%	\$33.96	\$41.80	84.34	108.29	79.99	-10.69%	-1.53%	25.78%	25.30%
VBLD	Vanguard Global Infrastructure Index ETF	ASX	2018-10-23	0.47	\$615.70	\$12.43	\$3.48	\$14,513,029	191,474	2,576	2.36%	0.23%	\$203.51	\$301.09	77.23	79.25	70.23	1.48%	7.39%	32.85%	53.29%
	Fixed Income - Domestic																				
1GOV	VanEck 1-5 Year Australian Government Bond ETF	ASX	2023-09-28	0.22	\$25.46	-\$0.26	\$0.00	\$1,861,602	36,552	302	7.31%	0.08%	\$9.09	\$25.05	50.91	52.5	50.47	-0.81%	1.24%	0.00%	0.00%
28BB	Betashares 2028 Fixed Term Corp Bond Active ETF	ASX	2025-05-02	0.22	\$5.95	\$0.46	\$0.50	\$577,544	23,319	95	9.71%	0.13%	\$224.78	\$588.77	24.76	25.28	24.67	-0.30%	0.00%	0.00%	0.00%
29BB	Betashares 2029 Fixed Term Corp Bond Active ETF	ASX	2025-05-02	0.22	\$3.43	-\$0.05	\$0.00	\$599,821	24,399	105	17.47%	0.12%	\$236.22	\$445.99	24.52	25.36	24.47	-1.10%	0.00%	0.00%	0.00%
30BB	Betashares 2030 Fixed Term Corp Bond Active ETF	ASX	2025-05-02	0.22	\$16.56	-\$0.34	\$0.00	\$1,902,888	77,926	80	11.49%	0.13%	\$256.12	\$471.93	24.34	25.47	24.21	-1.69%	0.00%	0.00%	0.00%
5GOV	VanEck 5-10 Year Australian Government Bond ETF	ASX	2023-09-28	0.22	\$91.10	\$0.06	\$2.05	\$7,778,182	152,094	654	8.54%	0.09%	\$57.46	\$49.16	51.16	53.94	50.405	-1.96%	0.71%	0.00%	0.00%
AEBD	Betashares Ethical Australian Composite Bond ETF	ASX	2024-11-06	0.34	\$69.69	-\$0.62	\$1.00	\$5,012,061	100,118	553	7.19%	0.10%	\$161.63	\$107.46	49.78	52.43	49.14	-2.00%	1.09%	0.00%	0.00%

Ticker	Funds Name	Listing Exchange	Listing Date	MER (% p.a)	AUM (\$m)	AUM (\$m) Change	Funds Inflow / Outflow (\$m)	Value Traded (\$)	Transacted Volume	Number of Trades	Monthly Liquidity %	% Spread	Bid Depth (\$k)	Ask Depth (\$k)	Last	Year High	Year Low	1M Total Return	1Y Total Return	3Y Total Return	5Y Total Return
AGVT	Betashares Australian Government Bond ETF	ASX	2019-07-09	0.22	\$1,132.19	-\$28.18	\$1.64	\$74,651,206	1,838,648	5,679	6.59%	0.08%	\$494.20	\$336.01	40.56	43.1	39.88	-2.27%	0.88%	3.44%	-5.82%
ALTB	iShares 15+ Year Australian Government Bond ETF	ASX	2024-06-13	0.15	\$176.90	-\$0.13	\$5.67	\$14,087,113	148,631	1,435	7.96%	0.29%	\$52.36	\$110.32	94.52	102.11	92.32	-3.27%	-1.11%	0.00%	0.00%
BANK	Global X Australian BANK Credit ETF	ASX	2024-07-24	0.25	\$183.62	\$0.71	\$1.99	\$11,095,406	1,115,484	353	6.04%	0.17%	\$982.56	\$1,787.16	9.92	10.04	9.8	-0.43%	3.76%	0.00%	0.00%
BBAB	Betashares Geared Short Aus Gov Bond Complex ETF	ASX	2023-12-06	0.99	\$1.45	\$0.93	\$0.88	\$387,973	17,803	49	26.67%	0.61%	\$123.85	\$113.24	22.01	22.28	18	9.01%	13.10%	0.00%	0.00%
BHYB	Betashares Australian Major Bank Hybrids Index ETF	ASX	2021-04-23	0.35	\$663.85	-\$2.09	\$3.97	\$23,987,305	2,441,356	1,695	3.61%	0.21%	\$738.43	\$1,290.08	9.8	9.96	9.66	-0.54%	3.36%	15.23%	0.00%
BNDS	Betashares Western Asset Aus Bond Active ETF	ASX	2018-11-16	0.42	\$838.93	-\$16.46	-\$2.29	\$22,019,637	951,978	1,754	2.62%	0.10%	\$649.70	\$635.63	23.15	24.27	22.82	-1.33%	1.66%	7.34%	1.13%
BOND	State Street SPDR S&P/ASX Iboxx Aus BOND ETF	ASX	2012-07-27	0.1	\$39.10	-\$1.51	-\$0.50	\$3,318,775	131,518	339	8.49%	0.10%	\$305.58	\$164.46	24.97	26.57	24.78	-1.49%	1.96%	6.39%	-0.50%
BSUB	Betashares Aus Major Bank Subordinated Debt ETF	ASX	2024-05-08	0.29	\$637.95	\$16.44	\$18.85	\$60,842,034	2,376,715	1,278	9.54%	0.10%	\$557.80	\$2,799.78	25.64	25.75	24.93	-0.03%	5.57%	0.00%	0.00%
CRED	Betashares Aus Investment Grade Corporate Bond ETF	ASX	2018-06-04	0.25	\$1,774.84	-\$3.54	\$52.70	\$136,963,192	5,998,237	6,721	7.72%	0.11%	\$584.25	\$736.22	22.66	24.05	22.4	-2.77%	2.43%	14.92%	4.85%
DIFF	Perpetual Diversified Income Active ETF	ASX	2025-08-07	0.59	\$257.86	\$8.61	\$9.10	\$12,432,002	1,227,945	248	4.82%	0.16%	\$195.33	\$1,482.33	10.11	10.18	10.01	-0.20%	0.00%	0.00%	0.00%
EARN	Pimco Short Term Active Yield Active ETF	ASX	2025-10-15	0.36	\$13.81	-\$0.03	\$0.00	\$160,484	8,026	32	1.16%	0.12%	\$199.11	\$360.79	20.01	20.1	19.96	0.10%	0.00%	0.00%	0.00%
ECRD	Betashares Aust Enhanced Credit Income Complex ETF	ASX	2025-11-24	0.29	\$64.76	\$4.61	\$6.01	\$13,693,173	547,040	1,175	21.15%	0.21%	\$119.17	\$836.79	24.88	25.66	24.76	-1.76%	0.00%	0.00%	0.00%
EHF1	Elstree Hybrid Fund Active ETF	CXA	2021-03-31	0.62	\$48.02	-\$0.02	\$0.26	\$869,847	170,296	26	1.81%	0.39%	\$144.34	\$183.29	5.1	5.18	4.99	-0.39%	3.63%	17.38%	23.83%
FIXD	Coolabah Active Composite Bond Complex ETF	CXA	2021-06-21	0.3	\$800.83	-\$5.27	\$8.74	\$27,607,865	1,061,623	363	3.45%	0.11%	\$1,124.85	\$1,277.39	26.01	27.16	25.72	-1.74%	3.52%	15.14%	0.00%
FLOT	VanEck Australian Floating Rate ETF	ASX	2017-07-07	0.22	\$1,134.22	\$114.39	\$116.02	\$132,627,526	5,312,386	2,680	11.69%	0.10%	\$1,158.39	\$2,515.88	24.99	25.12	24.38	0.20%	4.52%	14.80%	16.69%
FRNS	Coolabah Short Term Income Active ETF	CXA	2023-09-14	0.69	\$69.91	-\$0.84	-\$0.91	\$5,384,788	177,810	74	7.70%	0.07%	\$1,194.04	\$1,201.78	30.3	30.48	29.84	0.10%	5.28%	0.00%	0.00%
FSUB	VanEck Australian Fixed Rate Subordinated Debt ETF	ASX	2025-12-12	0.29	\$22.85	\$6.59	\$6.96	\$7,750,944	311,737	350	33.93%	0.16%	\$456.59	\$789.86	24.83	28.5	24.61	-1.77%	0.00%	0.00%	0.00%
GGAB	Betashares Geared Long Aus Gov Bond Complex ETF	ASX	2023-12-06	0.99	\$4.24	\$0.74	\$0.94	\$1,238,640	64,876	121	29.19%	0.72%	\$84.38	\$68.75	18.85	22.74	18.2	-5.89%	-6.82%	0.00%	0.00%
GOVT	State Street SPDR S&P/ASX Iboxx Aus Gov Bond ETF	ASX	2012-07-27	0.1	\$72.80	-\$0.49	\$1.19	\$3,104,790	129,052	511	4.27%	0.10%	\$179.88	\$207.31	23.87	25.02	23.45	-1.56%	1.37%	4.52%	-2.96%
HBRD	Betashares Australian Credit Income Active ETF	ASX	2017-11-17	0.55	\$2,519.81	-\$65.36	-\$52.60	\$126,564,464	12,559,081	4,521	5.02%	0.14%	\$691.04	\$1,371.33	10.08	10.17	9.92	-0.10%	4.32%	17.24%	20.27%
HCRD	Betashares Interest Rate Hedged Aus Corp Bond ETF	ASX	2022-11-16	0.29	\$259.44	\$16.06	\$18.63	\$36,506,537	1,439,755	1,569	14.07%	0.16%	\$83.37	\$817.72	25.32	25.66	24.77	-0.68%	5.80%	25.26%	0.00%
HIGH	Schroder Australian High Yielding Credit Fund - Active ETF	CXA	2024-12-09	0.5	\$237.16	-\$0.62	\$1.01	\$11,823,304	1,170,369	116	4.99%	0.19%	\$296.94	\$901.49	10.11	10.2	9.95	-0.20%	5.90%	0.00%	0.00%
IAF	iShares Core Composite Bond ETF	ASX	2012-03-14	0.1	\$3,620.09	-\$85.36	-\$29.91	\$281,360,036	2,779,722	10,596	7.77%	0.05%	\$201.84	\$432.86	100.7	104.99	99.63	-1.50%	1.31%	5.80%	-0.13%
ICME	iShares Credit Income Active ETF	ASX	2025-11-21	0.29	\$101.28	-\$0.99	\$0.00	\$1,778,996	17,791	52	1.76%	0.17%	\$123.03	\$146.17	99.78	100.88	99.75	-0.52%	0.00%	0.00%	0.00%
ICOR	iShares Core Corporate Bond ETF	ASX	2020-05-29	0.15	\$565.11	\$34.23	\$40.40	\$42,899,154	452,931	3,822	7.59%	0.12%	\$93.75	\$276.70	94.26	97.54	93.45	-1.16%	2.40%	12.16%	6.90%
IGB	iShares Treasury ETF	ASX	2012-03-14	0.18	\$296.65	-\$34.25	-\$29.37	\$77,221,433	792,316	2,283	26.03%	0.07%	\$89.17	\$225.99	96.31	100.76	95.29	-1.47%	0.72%	3.09%	-2.38%
ILB	iShares Government Inflation ETF	ASX	2012-03-14	0.18	\$1,183.05	\$96.14	\$109.08	\$132,076,874	1,055,397	3,105	11.16%	0.15%	\$572.12	\$414.68	125.32	130	118.51	-1.19%	2.40%	3.78%	4.08%
IYLD	iShares Yield Plus ETF	ASX	2020-05-29	0.12	\$100.02	\$3.89	\$4.47	\$10,113,078	101,866	748	10.11%	0.13%	\$27.33	\$38.31	99.25	103	98.78	-0.27%	3.79%	14.50%	14.92%
JFIX	Janus Henderson Australian Fixed Interest Active ETF	CXA	2025-02-13	0.38	\$8.37	-\$0.09	\$0.00	\$9,994	197	1	0.12%	0.12%	\$227.03	\$481.66	50.73	52.17	50.37	-1.03%	3.02%	0.00%	0.00%
MMKT	Betashares Australian Cash Plus Active ETF	ASX	2023-11-24	0.18	\$615.70	\$79.52	\$79.47	\$255,086,467	5,092,556	2,998	41.43%	0.03%	\$4,442.53	\$6,541.19	50.17	50.21	49.99	0.31%	4.00%	0.00%	0.00%
MONY	VanEck Cash Plus Active ETF	ASX	2026-02-06	0.15	\$100.40	\$0.06	\$0.00	\$2,609,258	52,068	70	2.60%	0.07%	\$1,023.65	\$1,341.45	50.2	50.22	50.02	0.34%	0.00%	0.00%	0.00%
MQSD	Macquarie Subordinated Debt Active ETF	ASX	2025-02-19	0.29	\$524.20	\$81.00	\$82.58	\$92,564,200	1,840,197	1,312	17.66%	0.09%	\$496.81	\$2,267.55	50.32	50.6	49.4	0.08%	6.10%	0.00%	0.00%
OZBD	Betashares Australian Composite Bond ETF	ASX	2022-02-04	0.19	\$1,127.53	\$20.92	\$45.29	\$64,958,338	1,485,212	6,577	5.76%	0.08%	\$806.04	\$1,244.03	43.52	45.83	42.98	-1.88%	1.62%	7.70%	0.00%
PAUS	PIMCO Australian Bond Active ETF	CXA	2025-02-05	0.5	\$28.14	\$0.24	\$0.89	\$1,311,377	66,036	66	4.66%	0.15%	\$305.12	\$1,015.93	19.74	20.7	19.59	-2.33%	1.08%	0.00%	0.00%
PLUS	VanEck Australian Corporate Bond PLUS ETF	ASX	2017-05-11	0.32	\$358.17	-\$11.56	-\$3.98	\$15,834,523	944,968	962	4.42%	0.14%	\$736.95	\$310.28	16.71	17.46	16.54	-1.70%	2.29%	13.46%	5.58%
QPON	Betashares Aus Bank Senior Floating Rate Bond ETF	ASX	2017-06-06	0.22	\$1,949.48	\$35.75	\$37.94	\$94,329,558	3,602,381	5,882	4.84%	0.08%	\$926.57	\$2,122.14	26.22	26.27	25.65	0.19%	4.99%	15.82%	17.54%
RCB	Russell Investments Aus Select Corporate Bond ETF	ASX	2012-03-13	0.28	\$328.14	-\$5.55	\$1.47	\$7,225,616	365,007	515	2.20%	0.17%	\$145.58	\$899.65	19.55	20.63	19.49	-0.81%	1.38%	11.25%	7.76%
RGB	Russell Investments Australian Government Bond ETF	ASX	2012-03-13	0.24	\$276.53	-\$4.10	\$5.17	\$8,283,939	442,399	485	3.00%	0.17%	\$373.00	\$1,232.09	18.45	20.02	18.4	-2.16%	-0.47%	1.33%	-5.94%
RMBS	VanEck Australian RMBS ETF	ASX	2025-04-24	0.29	\$27.59	-\$0.04	\$0.01	\$3,014,210	120,465	125	10.93%	0.14%	\$137.92	\$168.60	25.05	25.16	24.94	0.24%	0.00%	0.00%	0.00%
RSM	Russell Investments Aus Semi-Government Bond ETF	ASX	2012-03-13	0.26	\$58.87	-\$2.23	-\$0.81	\$1,389,063	68,204	188	2.36%	0.17%	\$265.89	\$561.85	20.18	21.25	20.14	-1.68%	0.62%	6.84%	1.16%
SFIF	Seed Financial Income Fund Active ETF	ASX	2025-10-13	0.7	\$38.42	\$5.46	\$5.70	\$6,366,872	591,315	58	16.57%	0.10%	\$462.66	\$1,158.06	10.75	10.85	10.73	-0.46%	0.00%	0.00%	0.00%
SUBD	VanEck Australian Subordinated Debt ETF	ASX	2019-10-30	0.29	\$3,575.70	\$86.73	\$103.26	\$284,226,516	11,279,706	5,478	7.95%	0.06%	\$6,059.88	\$9,452.03	25.21	25.37	24.79	-0.04%	5.46%	18.61%	21.12%
TACT	Janus Henderson Tactical Income Active ETF	CXA	2020-07-29	0.45	\$373.30	\$5.48	\$7.69	\$15,437,603	310,424	375	4.14%	0.12%	\$405.15	\$1,098.60	49.64	49.98	48.7	-0.60%	4.61%	16.54%	15.44%
VACF	Vanguard Australian Corp Fixed Interest Index ETF	ASX	2016-05-25	0.2	\$755.01	-\$14.03	-\$6.13	\$30,041,480	588,457	3,588	3.98%	0.09%	\$333.95	\$267.98	51.08	52.55	50.6	-1.03%	2.58%	12.23%	7.56%
VAF	Vanguard Australian Fixed Interest Index ETF	ASX	2012-10-31	0.1	\$3,451.29	-\$39.72	\$9.73	\$98,977,581	2,182,666	7,759	2.87%	0.08%	\$552.28	\$1,017.48	45.24	47.11	44.66	-1.42%	1.40%	5.95%	0.23%
VGB	Vanguard Australian Government Bond Index ETF	ASX	2012-04-30	0.16	\$1,332.00	\$8.03	\$29.95	\$95,244,045	2,080,861	7,709	7.15%	0.07%	\$295.79	\$810.32	45.73	47.87	45.15	-1.66%	1.09%	4.33%	-1.64%
XGOV	VanEck 10+ Year Australian Government Bond ETF	ASX	2023-09-28	0.22	\$381.04	-\$6.10	\$4.97	\$38,676,371	780,201	1,589	10.15%	0.15%	\$143.04	\$299.78	49.6	53.06	48.61	-2.52%	0.71%	0.00%	0.00%
	Fixed Income - International																				
AESG	iShares Global Aggregate Bond Esg (Aud Hedged) ETF	ASX	2022-08-11	0.19	\$339.08	-\$7.56	\$3.84	\$19,554,294	199,667	1,656	5.77%	0.09%	\$74.24	\$147.29	95.92	99.69	95.39	-1.78%	2.69%	8.43%	0.00%
AGGG	iShares Core Global Aggregate Bond (Aud Hdg) ETF	ASX	2025-11-06	0.18	\$0.89	-\$0.43	-\$0.39	\$1,827,748	18,302	41	206.11%	0.11%	\$129.88	\$201.04	98.53	101.14	98.52	-1.88%	0.00%	0.00%	0.00%
BBFD	Betashares Geared Short Us Tr Bond Ch Complex ETF	ASX	2023-12-06	0.99	\$1.15	\$0.09	\$0.00	\$1,072,693	56,403	28	93.61%	0.62%	\$46.62	\$110.38	19.93	20.83	17.95	9.00%	0.91%	0.00%	0.00%

Ticker	Funds Name	Listing Exchange	Listing Date	MER (% p.a)	AUM (\$m)	AUM (\$m) Change	Funds Inflow / Outflow (\$m)	Value Traded (\$)	Transacted Volume	Number of Trades	Monthly Liquidity %	% Spread	Bid Depth (\$k)	Ask Depth (\$k)	Last	Year High	Year Low	1M Total Return	1Y Total Return	3Y Total Return	5Y Total Return
CBNX	Coolabah Global Carbon Leaders Complex ETF	CXA	2025-12-11	1.00	\$51.92	\$0.98	\$1.27	\$1,237,567	24,763	11	2.38%	0.25%	\$479.11	\$495.77	50.12	50.58	49.91	-0.12%	0.00%	0.00%	0.00%
DCOR	Daintree Core Income Active ETF	ASX	2024-09-04	0.45	\$69.18	-\$1.28	-\$0.76	\$5,004,216	96,794	179	7.23%	0.08%	\$101.37	\$56.21	51.48	51.99	50.75	-0.35%	4.03%	0.00%	0.00%
DHOF	Daintree Hybrid Opportunities Active ETF	ASX	2021-11-03	0.75	\$36.83	-\$1.05	\$0.00	\$150,588	15,475	28	0.41%	0.23%	\$242.38	\$193.33	9.51	9.8	9.4	-0.65%	4.71%	21.91%	0.00%
EBND	VanEck Emerging Income Opportunities Active ETF	ASX	2020-02-13	0.95	\$274.56	-\$6.60	\$2.66	\$16,918,086	1,588,468	1,994	6.16%	0.36%	\$176.91	\$488.93	10.57	11.15	10.12	-2.79%	7.98%	24.27%	22.54%
FRAR	Franklin Aus Absolute Return Bnd Fund - Active ETF	ASX	2024-04-15	0.50	\$714.89	-\$6.42	\$0.48	\$2,181,292	2,097,319	139	0.31%	0.62%	\$53.44	\$496.78	1.035	1.06	1.01	-0.81%	2.40%	0.00%	0.00%
GBND	Betashares Global Green Bond Currency Hedged ETF	ASX	2019-11-28	0.49	\$199.50	-\$18.23	-\$11.78	\$16,061,656	779,865	748	8.05%	0.28%	\$162.36	\$84.94	20.31	20.97	20.07	-2.96%	1.94%	6.92%	-7.74%
GCAP	VanEck Bentham Global Capital Sec Active ETF	ASX	2021-08-05	0.59	\$47.70	\$1.64	\$2.62	\$2,927,497	332,374	246	6.14%	0.39%	\$64.68	\$109.52	8.71	8.95	8.49	-1.69%	5.07%	27.07%	0.00%
GGFD	Betashares Geared Long Us Tr Bond Ch Complex ETF	ASX	2023-12-06	0.99	\$3.85	\$0.67	\$0.96	\$223,301	11,225	52	5.80%	0.45%	\$52.31	\$85.68	19.25	21.57	18.3	-9.33%	-2.88%	0.00%	0.00%
GGOV	Betashares Us Treasury Bond 20+ Yr Ccy Hedged ETF	ASX	2020-05-11	0.22	\$120.20	-\$36.09	-\$29.91	\$56,016,154	4,209,743	1,120	46.60%	0.16%	\$1,239.20	\$1,034.21	13.12	14.15	12.55	-3.95%	-0.68%	-10.66%	-31.94%
GOOD	Janus Henderson Sustainable Credit Active ETF	ASX	2023-03-15	0.5	\$4.30	\$0.98	\$1.01	\$1,562,927	30,926	45	36.35%	0.14%	\$43.38	\$143.32	50.42	51.54	50.17	-0.84%	3.31%	12.42%	0.00%
IHCB	iShares Core Glb Corporate Bond(Aud Hedged) ETF	ASX	2015-12-09	0.26	\$330.37	-\$11.88	\$2.70	\$9,587,984	103,281	845	2.90%	0.17%	\$106.63	\$559.14	90.08	95.22	87.26	-2.18%	3.79%	11.71%	-1.60%
IHEB	iShares J.P.Morgan Usd Em (Aud Hedged) ETF	ASX	2015-12-09	0.51	\$68.57	-\$5.17	\$0.00	\$4,254,121	53,965	703	6.20%	0.41%	\$254.74	\$336.39	75.02	80.69	70.24	-4.30%	7.82%	20.46%	-0.60%
IHHY	iShares Global High Yield Bond (Aud Hedged) ETF	ASX	2015-12-09	0.56	\$228.23	-\$143.28	-\$125.72	\$150,918,770	1,587,243	1,596	66.13%	0.28%	\$315.83	\$286.35	91.1	96.39	88.3	-2.18%	4.52%	19.30%	12.04%
IUSG	iShares U.S. Treasury Bond (Aud Hedged) ETF	ASX	2023-09-22	0.15	\$12.48	-\$0.43	\$0.00	\$1,024,248	10,084	114	8.21%	0.11%	\$35.09	\$58.43	99.66	103.47	94.58	-1.63%	2.68%	0.00%	0.00%
JPGB	JPMorgan Global Bond Active ETF	CXA	2023-12-07	0.45	\$6.82	-\$0.22	\$0.00	\$363,187	7,035	55	5.32%	0.32%	\$301.62	\$304.18	50.52	52.65	50.3	-3.16%	2.96%	0.00%	0.00%
JPIE	JPMorgan Income (Hedged) Active ETF	CXA	2023-07-27	0.48	\$16.00	-\$0.72	-\$0.50	\$2,173,527	43,215	110	13.59%	0.25%	\$221.44	\$97.57	49.97	51.27	49.22	-0.93%	3.47%	0.00%	0.00%
LEND	VanEck Gbl Listed Private Credit (Aud Hedged) ETF	ASX	2024-02-02	0.65	\$211.49	-\$11.07	-\$2.12	\$27,069,874	1,837,203	2,168	12.80%	0.69%	\$34.49	\$58.68	14.57	20.73	13.76	-3.03%	-16.51%	0.00%	0.00%
MQDB	Macquarie Dynamic Bond Active ETF	ASX	2023-11-22	0.61	\$101.10	-\$1.99	\$0.00	\$3,910,344	363,689	178	3.87%	0.24%	\$99.35	\$464.00	10.68	11	10.5	-1.93%	2.55%	0.00%	0.00%
MQIO	Macquarie Income Opportunities Active ETF	ASX	2023-11-22	0.49	\$94.67	\$0.82	\$1.88	\$7,482,155	705,773	333	7.90%	0.23%	\$105.04	\$301.37	10.6	11	10.5	-0.75%	4.38%	0.00%	0.00%
MQYM	Macquarie Global Yield Maximiser Active ETF	ASX	2025-02-19	0.59	\$33.37	\$0.58	\$1.48	\$6,599,033	133,303	231	19.78%	0.30%	\$138.31	\$633.19	48.97	50.78	48.08	-2.21%	5.51%	0.00%	0.00%
PAYS	Schroder Absolute Return Income Active ETF	CXA	2019-11-26	0.55	\$74.03	-\$2.62	-\$1.89	\$3,807,259	400,479	72	5.14%	0.22%	\$190.10	\$187.90	9.49	9.6	9.44	-0.54%	4.24%	16.27%	15.31%
PCRD	PIMCO Global Credit Active ETF	CXA	2025-02-05	0.61	\$15.12	-\$0.07	\$0.30	\$843,605	41,553	74	5.58%	0.23%	\$100.86	\$300.60	20.16	20.66	19.68	-2.42%	4.65%	0.00%	0.00%
PDFI	PIMCO Diversified Fixed Interest Active ETF	CXA	2025-02-05	0.50	\$26.41	\$2.00	\$2.67	\$3,760,937	188,266	61	14.24%	0.16%	\$326.75	\$826.47	19.78	20.56	19.7	-2.75%	1.63%	0.00%	0.00%
PGBF	PIMCO Global Bond Active ETF	CXA	2025-02-05	0.49	\$50.62	\$4.45	\$5.96	\$7,220,224	358,233	133	14.26%	0.16%	\$299.71	\$745.80	19.85	20.57	19.73	-3.27%	2.84%	0.00%	0.00%
SKUK	Hejaz Sukuk Active ETF	ASX	2023-11-02	1.33	\$5.36	-\$0.14	\$0.00	\$38,597	38,715	70	0.72%	0.67%	\$77.93	\$99.35	0.98	1.115	0.975	-2.49%	-4.05%	0.00%	0.00%
TBIL	VanEck 1-3 Month Us Treasury Bond ETF	ASX	2023-05-18	0.22	\$109.98	\$0.48	-\$3.82	\$14,013,681	293,199	624	12.74%	0.06%	\$258.40	\$240.70	48.95	56.46	46.63	4.21%	-4.67%	0.00%	0.00%
ULTB	iShares 20+ Year U.S. Treasury Bond (Hedged) ETF	ASX	2024-09-06	0.15	\$1.66	-\$0.05	\$0.00	\$94,163	1,020	46	5.67%	0.14%	\$5.32	\$31.43	89.65	98.25	87.16	-2.76%	1.18%	0.00%	0.00%
US10	Betashares Us Treasury Bond 7-10Yr Ch ETF	ASX	2023-09-26	0.22	\$22.04	-\$1.58	-\$1.02	\$2,837,383	55,152	299	12.87%	0.17%	\$37.88	\$120.42	51.15	52.71	49.87	-2.35%	2.92%	0.00%	0.00%
USHY	Global X Usd High Yield Bond (Currency Hedged) ETF	ASX	2022-07-05	0.3	\$16.14	-\$2.67	-\$2.05	\$2,548,599	242,867	277	15.79%	0.56%	\$35.26	\$25.43	10.25	10.81	9.51	-1.63%	5.14%	18.39%	0.00%
USIG	Global X Usd Corporate Bond (Currency Hedged) ETF	ASX	2023-04-05	0.3	\$3.79	-\$0.14	\$0.00	\$886,104	91,666	28	23.38%	0.41%	\$29.33	\$60.99	9.47	9.95	9.2	-2.44%	3.70%	0.00%	0.00%
USTB	Global X Us Treasury Bond (Currency Hedged) ETF	ASX	2022-07-05	0.19	\$598.58	-\$19.80	-\$2.75	\$37,306,225	4,008,852	1,551	6.23%	0.17%	\$2,690.83	\$2,119.06	9.17	9.46	9.08	-1.94%	2.24%	3.99%	0.00%
UTIP	Beta Inflation Protected Us Treasury Bond Ch ETF	ASX	2023-09-20	0.22	\$163.80	-\$35.28	-\$32.55	\$48,228,037	1,865,069	906	29.44%	0.19%	\$101.60	\$171.02	25.83	26.39	25.33	-1.37%	2.46%	0.00%	0.00%
VBND	Vanguard Global Aggregate Bond Index (Hedged) ETF	ASX	2017-10-12	0.2	\$3,925.30	-\$81.18	\$10.09	\$105,956,272	2,505,562	5,870	2.70%	0.10%	\$276.22	\$290.31	42.04	43.18	41.39	-2.28%	2.33%	7.86%	-4.02%
VCF	Vanguard Intl. Credit Securities Indx (Hedged) ETF	ASX	2015-12-08	0.3	\$176.16	-\$7.35	-\$3.11	\$8,308,920	211,962	1,056	4.72%	0.13%	\$50.87	\$61.09	38.93	40.48	37.82	-2.31%	3.28%	11.29%	-1.52%
VEFI	Vanguard Ethl Consc Glb Agg Bnd Indx (Hedged) ETF	ASX	2018-09-13	0.26	\$71.19	-\$3.33	-\$1.70	\$3,943,411	91,735	649	5.54%	0.13%	\$66.73	\$36.02	42.61	44	41.99	-2.18%	2.26%	7.43%	-4.83%
VIF	Vanguard Intl. Fixed Interest Indx (Hedged) ETF	ASX	2015-12-08	0.2	\$995.29	-\$24.78	-\$1.73	\$35,577,941	916,340	3,486	3.57%	0.09%	\$269.96	\$280.52	38.5	39.68	38.2	-2.26%	1.23%	4.77%	-5.33%
WBND	Betashares Global Aggregate Bond Currency H ETF	ASX	2025-08-01	0.19	\$547.65	\$14.11	\$24.48	\$35,047,878	695,474	2,754	6.40%	0.25%	\$210.12	\$514.79	49.95	51.16	49.63	-1.94%	0.00%	0.00%	0.00%
XARO	Ardea Real Outcome Bond Complex ETF	ASX	2018-12-10	0.5	\$158.54	-\$4.80	-\$1.35	\$4,870,393	195,310	451	3.07%	0.28%	\$296.65	\$83.18	24.6	25.23	23.88	-2.11%	3.80%	6.14%	8.11%
XKAP	Kapstream Absolute Return Income Active ETF	CXA	2019-10-15	0.55	\$30.32	-\$0.23	\$0.00	\$530,189	5,274	24	1.75%	0.20%	\$155.57	\$166.57	100.26	101.01	98.38	-0.74%	4.97%	17.33%	17.02%
YLDX	Coolabah Global Floating-Rate High Yield Complex ETF	CXA	2025-02-25	1.00	\$456.15	\$13.29	\$16.64	\$37,382,047	750,403	840	8.20%	0.11%	\$186.06	\$288.75	49.81	50.42	48.73	-0.27%	7.19%	0.00%	0.00%
	Cash Products																				
AAA	Betashares Australian High Interest Cash ETF	ASX	2012-03-07	0.18	\$5,086.57	\$133.09	\$131.12	\$752,026,920	14,992,402	11,527	14.78%	0.02%	\$13,753.65	\$14,633.42	50.24	50.27	50.07	0.35%	3.84%	12.50%	15.01%
BILL	iShares Core Cash ETF	ASX	2017-06-06	0.07	\$1,183.94	\$26.68	\$26.45	\$114,551,948	1,138,793	3,169	9.68%	0.02%	\$6,992.03	\$7,185.54	100.71	100.86	100.42	0.33%	3.79%	12.43%	14.55%
ISEC	iShares Enhanced Cash ETF	ASX	2017-06-06	0.12	\$643.01	\$115.68	\$115.84	\$113,080,366	1,124,873	1,796	17.59%	0.03%	\$8,788.06	\$8,203.06	100.7	100.96	100.45	0.29%	3.87%	12.82%	14.99%
	Mixed Asset																				
DBBF	Betashares Ethical Diversified Balanced ETF	ASX	2019-12-11	0.39	\$35.25	-\$2.88	-\$1.23	\$2,077,658	82,884	159	5.89%	0.45%	\$25.07	\$21.65	24.56	27.23	24.28	-4.32%	-0.75%	16.76%	13.87%
DGGF	Betashares Ethical Diversified Growth ETF	ASX	2019-12-09	0.39	\$46.41	-\$3.38	-\$1.31	\$1,444,896	54,484	322	3.11%	0.37%	\$23.24	\$47.00	26.27	29.71	25.77	-4.16%	-0.71%	21.14%	22.92%
DHHF	Betashares Diversified All Growth ETF	ASX	2019-12-05	0.19	\$1,173.04	-\$20.57	\$45.36	\$84,513,835	2,200,349	34,987	7.20%	0.38%	\$43.70	\$448.02	37.8	41.5	32.11	-5.52%	10.10%	42.58%	55.68%
DZZF	Betashares Ethical Diversified High Growth ETF	ASX	2019-12-12	0.39	\$102.38	-\$7.09	-\$1.41	\$3,907,111	137,533	1,220	3.82%	0.47%	\$18.20	\$73.53	28.11	32.68	27.21	-5.19%	-1.48%	24.92%	31.72%
GROW	Schroder Real Return Active ETF	ASX	2016-08-16	0.6	\$75.15	-\$0.31	\$2.09	\$3,656,577	913,057	253	4.87%	0.54%	\$169.99	\$175.59	3.96	4.1	3.61	-2.80%	10.81%	25.99%	25.80%
IBAL	iShares Balanced Esg ETF	ASX	2022-08-17	0.22	\$23.80	-\$0.46	\$0.58	\$2,817,225	95,453	213	11.83%	0.44%	\$40.13	\$107.41	28.99	31.07	28	-4.29%	5.11%	26.18%	0.00%

Ticker	Funds Name	Listing Exchange	Listing Date	MER (% p.a)	AUM (\$m)	AUM (\$m) Change	Funds Inflow / Outflow (\$m)	Value Traded (\$)	Transacted Volume	Number of Trades	Monthly Liquidity %	% Spread	Bid Depth (\$k)	Ask Depth (\$k)	Last	Year High	Year Low	1M Total Return	1Y Total Return	3Y Total Return	5Y Total Return
IGRO	iShares High Growth Esg ETF	ASX	2022-08-17	0.22	\$23.16	-\$1.59	\$0.00	\$1,021,274	30,053	184	4.41%	0.52%	\$57.93	\$34.35	33	37.19	29.68	-6.44%	7.62%	38.67%	0.00%
VDBA	Vanguard Diversified Balanced Index ETF	ASX	2017-11-22	0.27	\$860.32	-\$26.54	\$11.49	\$45,018,121	753,029	6,940	5.23%	0.14%	\$116.71	\$180.89	58.92	61.66	53.5	-4.29%	7.12%	24.70%	21.84%
VDCO	Vanguard Diversified Conservative Index ETF	ASX	2017-11-22	0.27	\$286.54	-\$9.48	\$0.00	\$16,890,634	304,452	1,993	5.89%	0.15%	\$104.67	\$174.06	55.01	57	51.5	-3.20%	5.17%	17.85%	13.22%
VDGR	Vanguard Diversified Growth Index ETF	ASX	2017-11-22	0.27	\$1,348.59	-\$52.06	\$19.16	\$58,814,333	889,514	37,989	4.36%	0.13%	\$341.06	\$542.94	64.96	68.54	57.145	-5.08%	8.94%	31.37%	32.21%
VDHG	Vanguard Diversified High Growth Index ETF	ASX	2017-11-22	0.27	\$3,532.10	-\$185.25	\$44.55	\$130,957,748	1,813,209	43,267	3.71%	0.12%	\$158.96	\$351.73	70.72	75.66	60.5	-6.18%	10.37%	37.97%	43.21%
VDIF	Vanguard Diversified Income ETF	ASX	2025-03-05	0.32	\$35.08	-\$0.11	\$1.06	\$2,628,285	49,232	1,475	7.49%	0.31%	\$37.64	\$196.33	53.04	55.23	47.07	-3.32%	10.96%	0.00%	0.00%
	Currencies																				
AUDS	Betashares Strong Australian Dollar Complex ETF	ASX	2017-01-24	1.38	\$27.52	-\$4.00	-\$1.30	\$13,889,006	2,011,713	1,040	50.46%	0.33%	\$306.06	\$279.88	6.52	7.77	4.69	-8.56%	20.96%	-1.71%	-34.68%
USD	Betashares U.S. Dollar ETF	ASX	2011-02-01	0.45	\$66.25	\$12.27	\$9.94	\$25,693,095	1,787,060	1,929	38.78%	0.15%	\$384.03	\$337.82	14.73	16.82	14	4.32%	-4.75%	11.40%	28.24%
YANK	Betashares Strong Us Dollar Complex ETF	ASX	2017-01-24	1.38	\$6.06	\$0.47	\$0.00	\$6,630,322	642,046	410	109.36%	1.09%	\$203.89	\$226.65	10.905	15.59	9.8	8.40%	-16.81%	7.03%	37.57%
	Crypto-Assets																				
BTXX	Digitalx Bitcoin ETF	ASX	2024-07-12	0.49	\$37.06	\$1.41	-\$0.22	\$3,196,573	146,719	522	8.63%	0.25%	\$140.87	\$175.17	21.55	42.5	19.09	4.56%	-23.86%	0.00%	0.00%
EBTC	Global X 21Shares Bitcoin ETF	CXA	2022-05-12	0.45	\$145.28	\$4.85	-\$0.19	\$15,258,216	1,581,812	1,882	10.50%	0.26%	\$72.66	\$84.01	9.53	18.47	8.4	3.59%	-24.48%	129.09%	0.00%
EETH	Global X 21Shares Ethereum ETF	CXA	2022-05-12	0.45	\$40.41	\$1.67	-\$0.15	\$9,245,289	3,210,262	1,385	22.88%	0.49%	\$80.78	\$79.06	2.91	7.16	2.27	4.68%	4.30%	8.99%	0.00%
IBIT	iShares Bitcoin ETF	ASX	2025-11-14	0.39	\$17.93	\$1.89	\$1.35	\$9,067,110	474,185	1,200	50.58%	0.26%	\$97.96	\$115.79	18.75	29.26	16.53	3.36%	0.00%	0.00%	0.00%
IBTC	Monochrome Bitcoin ETF	CXA	2024-06-04	0.25	\$128.27	\$6.82	\$2.71	\$7,475,014	757,643	1,409	5.83%	0.25%	\$63.64	\$68.47	9.79	19.91	8.65	3.38%	-24.28%	0.00%	0.00%
IETH	Monochrome Ethereum ETF	CXA	2024-10-15	0.25	\$4.97	\$0.72	\$0.51	\$959,786	325,656	227	19.33%	0.40%	\$80.84	\$116.87	3.02	7.41	2.43	4.86%	4.50%	0.00%	0.00%
QBTC	Betashares Bitcoin ETF.	ASX	2025-02-20	0.45	\$35.75	\$2.81	\$1.73	\$7,377,048	376,389	3,025	20.64%	0.39%	\$46.48	\$71.28	19.27	37.21	17.02	3.27%	-24.70%	0.00%	0.00%
QETH	Betashares Ethereum ETF.	ASX	2025-02-20	0.45	\$22.95	\$0.99	\$0.00	\$6,606,211	316,097	1,659	28.78%	0.23%	\$21.27	\$99.51	20.96	51.53	16.5	4.49%	3.92%	0.00%	0.00%
VBTC	VanEck Bitcoin ETF	ASX	2024-06-20	0.45	\$246.57	\$12.92	\$4.28	\$38,061,736	1,879,726	5,528	15.44%	0.65%	\$76.23	\$97.80	19.93	38.54	17.6	3.69%	-24.76%	0.00%	0.00%
	Commodities																				
BCOM	Global X Bloomberg Commodity Complex ETF	ASX	2023-07-05	0.6	\$70.70	\$10.35	\$4.01	\$12,733,420	980,955	1,802	18.01%	0.94%	\$108.58	\$179.83	13.36	13.67	10.4	10.50%	13.86%	0.00%	0.00%
ETPMAG	Global X Physical Silver Structured A	ASX	2009-01-30	0.49	\$1,581.84	-\$318.02	-\$8.70	\$535,745,001	5,173,310	26,168	33.87%				96.67	155.89	43.64	-16.28%	91.12%	190.65%	227.47%
ETPMPD	Global X Physical Palladium Structured A	ASX	2009-01-30	0.49	\$20.24	-\$4.42	\$0.00	\$3,115,912	15,417	426	15.39%				192.83	278.88	132.8	-17.91%	34.37%	-5.94%	-40.50%
ETPMPM	Global X Physical Precious Metal Basket Structured A	ASX	2009-01-30	0.44	\$145.88	-\$22.50	-\$1.72	\$18,155,389	40,966	1,966	12.45%				428.91	595	268.92	-12.35%	47.97%	108.56%	115.80%
ETPMPT	Global X Physical Platinum Structured A	ASX	2009-01-30	0.49	\$92.56	-\$20.25	-\$1.80	\$14,963,011	55,015	1,306	16.17%				256.48	364.04	137.18	-16.36%	75.86%	86.18%	77.86%
GHLD	Global X Gold Bullion (Currency Hedged) ETF	ASX	2025-03-31	0.35	\$282.70	-\$35.09	\$3.65	\$31,234,640	413,783	4,498	11.05%	0.30%	\$94.83	\$636.59	70.94	94.77	47.16	-12.19%	43.49%	0.00%	0.00%
GLDN	iShares Physical Gold ETF	ASX	2023-11-01	0.18	\$408.87	-\$0.02	\$33.89	\$90,761,695	1,626,258	6,185	22.20%	0.12%	\$326.53	\$441.43	52.96	65.01	36.48	-8.29%	34.24%	0.00%	0.00%
GOLD	Global X Physical GOLD Structured	ASX	2003-03-28	0.4	\$6,249.08	-\$634.98	-\$43.86	\$801,951,507	12,864,807	53,074	12.83%	0.07%	\$507.93	\$282.60	61	72.72	42.08	-8.59%	33.92%	123.20%	195.34%
GXLD	Global X Gold Bullion ETF	ASX	2024-05-01	0.15	\$625.90	-\$35.97	\$19.10	\$60,694,536	910,057	4,652	9.70%	0.13%	\$120.59	\$126.39	66.55	79.19	45.67	-8.32%	34.63%	0.00%	0.00%
NUGG	VanEck Gold Bullion ETF	ASX	2022-12-07	0.25	\$247.99	-\$20.92	\$1.65	\$25,788,891	380,557	2,850	10.40%	0.17%	\$114.23	\$283.59	66.14	78.64	45.01	-8.39%	33.78%	123.67%	0.00%
OOO	Betashares Crude Oil Index Currncy Hdg Complex ETF	ASX	2011-11-16	1.29	\$346.75	\$242.74	\$178.23	\$652,104,840	77,390,800	40,867	188.06%	0.26%	\$703.10	\$942.61	9.43	10.68	4.5	62.03%	70.83%	87.78%	126.56%
PMGOLD	Perth Mint Gold Structured Product A	ASX	2010-12-29	0.15	\$2,416.57	-\$235.97	-\$13.24	\$557,547,954	8,183,612	26,578	23.07%				66.22	78.99	45.64	-8.40%	34.18%	124.55%	199.50%
QAU	Betashares Gold Bullion Currency Hedged ETF	ASX	2011-05-04	0.59	\$1,458.80	-\$247.21	-\$40.07	\$211,914,374	5,612,594	11,009	14.53%	0.09%	\$350.44	\$279.94	36.18	44.6	23.04	-12.14%	43.08%	115.46%	135.38%