

Overview

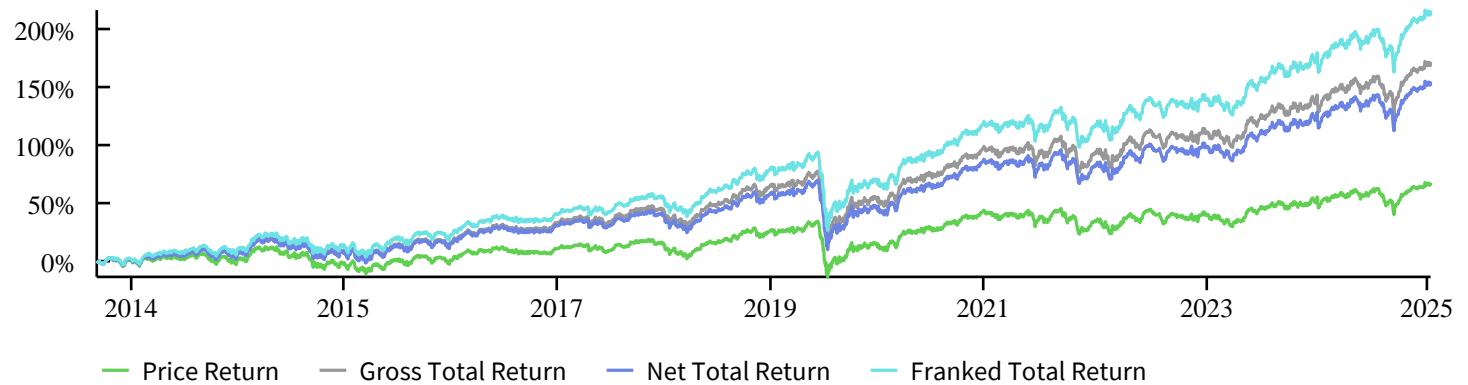
The Cboe Australia 200 Index is a free-float market capitalisation weighted index that captures approximately 80% (by total market capitalisation) of the Australian equity market. The Index measures the performance of the largest 200 companies, while considering several criteria including free-float and liquidity. Cboe Australia is the sponsor of the index, with Singapore Exchange Limited ("SGX") acting as calculation agent and administrator of the index

Information

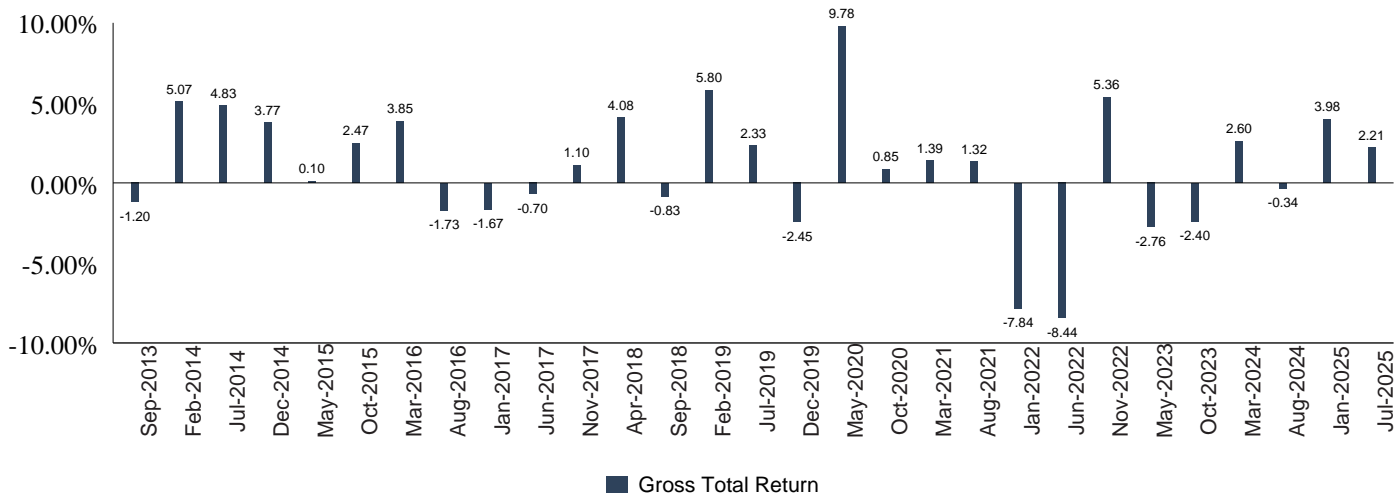
Number of Constituents	Currency	Launch Date	Base Date	Base Value	Family
200	AUD	04-Dec-17	19-Sep-13	1,000	CXA 200 Indices

Index Calculation	Distribution	Review Dates
Real-time and end-of-day indices available	Via FTP and Sharefile	Quarterly in Mar, Jun, Sep & Dec

Cumulative Performance



Monthly Returns



Top 10 Holdings

Company Name	Country	Code	Weight %	MktCap*	GICS
Commonwealth Bank of Australia	AU	CBA	11.93%	\$297.042	Financials
BHP Group Ltd	AU	BHP	7.87%	\$201.87	Materials
CSL Ltd	AU	CSL	5.15%	\$129.393	Health Care
National Australia Bank Ltd	AU	NAB	4.81%	\$119.698	Financials
Westpac Banking Corp	AU	WBC	4.66%	\$115.907	Financials
Wesfarmers Ltd	AU	WES	3.95%	\$99.2	Consumer Discretionary
ANZ Group Holdings Ltd	AU	ANZ	3.71%	\$92.249	Financials
Macquarie Group Ltd	AU	MQG	3.27%	\$82.102	Financials
Goodman Group	AU	GMG	2.41%	\$66.724	Real Estate
Telstra Group Ltd	AU	TLS	2.32%	\$57.636	Telecom Services

* Free-float Market Capitalisation in AUD billions

Vendor Codes

Four variants of the CXA 200 Index are calculated. The Price Return Index is disseminated in real-time via PITCH (Market Data feed)

Calculation	PITCH	Iress	Reuters	Bloomberg
CXA 200 Price Return Index	X2C	X2C.CXA	.X2C	X2C Index
CXA 200 Gross Total Return Index	X2CG	X2CG.CXA	.X2CG	X2CG Index
CXA 200 Net Total Return Index	X2CN	X2CN.CXA	.X2CN	X2CN Index
CXA 200 Franked Total Return Index	X2CF	X2CF.CXA	.X2CF	X2CF Index

Methodology

The largest 250 securities by market capitalisation in the Australian market are eligible for inclusion in the index universe. Only primary listings are considered and CHESS Depositary Interests (CDIs) are not eligible. All stocks in the index universe are ranked by free-float market capitalisation. The index is reviewed on a quarterly basis in March, June, September and December of each year. Buffer rules are applied to maintain index stability and minimise turnover. The detailed methodology including calculation formulae can be found at www.cboe.com/au/indices.

Performance*

Index	3M	6M	YTD	1 Year	3 Years	Inception
CXA 200 Price Return	0.0%	0.0%	0.0%	2.89%	4.85%	3.97%
CXA 200 Gross Total Return	0.0%	0.0%	0.0%	2.43%	7.33%	7.4%
CXA 200 Net Total Return	0.0%	0.0%	0.0%	2.41%	7.49%	7.95%
CXA 200 Franked Total Return	0.0%	0.0%	0.0%	2.25%	8.22%	9.21%

* Performance calculations are annualised based on daily returns

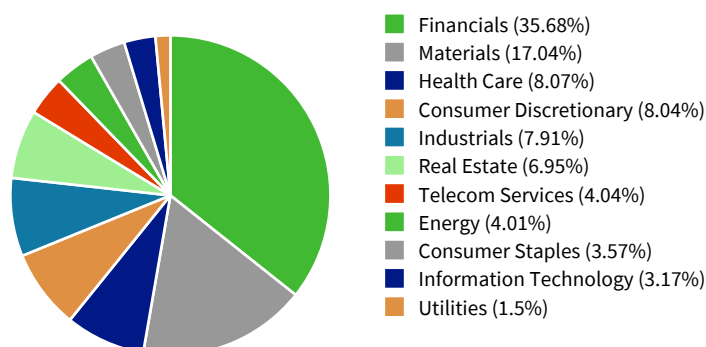
Risk*

INDEX	Annualised Volatility				Sharpe Ratio				Maximum Drawdown			
	3 Months	6 Months	1 Year	3 Years	3 Months	6 Months	1 Year	3 Years	3 Months	6 Months	1 Year	3 Years
CXA 200 Price Return	0.0%	0.0%	8.21%	9.61%			0.38	0.54	0.0%	0.0%	-10.08%	-22.38%
CXA 200 Gross Total Return	0.0%	0.0%	9.16%	9.84%			0.31	0.77	0.0%	0.0%	-10.55%	-26.65%
CXA 200 Net Total Return	0.0%	0.0%	9.24%	9.87%			0.3	0.78	0.0%	0.0%	-10.6%	-26.95%
CXA 200 Franked Total Return	0.0%	0.0%	9.6%	10.0%			0.28	0.84	0.0%	0.0%	-10.73%	-28.31%

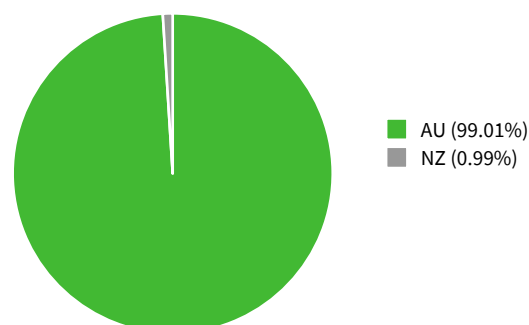
* All Risk measures are based on daily returns

Sector and Country Weights

Sector Weights



Country Weight



About Cboe Australia

Cboe Australia is the securities and derivatives exchange transforming the Australian investment market through a focus on customers and innovation. Cboe Australia delivers easy, cost-effective access to local and global investment opportunities.

Copyright 2025, Cboe Australia Pty Ltd ("Cboe Australia") ACN 129 584 667. All rights reserved. Cboe is a registered trademark. Cboe Australia holds an Australian Market Licence and operates a financial market in Australia. Australia has taken care preparing this document, to the extent permitted by law Cboe Australia makes no representations or warranties and excludes all liability (including for negligence) in connection with the same. This provided for informational purposes only. Under no circumstances is it to be used as a basis for, or considered as an offer to engage in any activity or purchase or sell any security, or as a solicitation or recommendation for the sale, or offer to purchase or sell any security.

The Cboe Australia 200 Index (CXA 200) (the "Index") is the exclusive property of Cboe Australia Pty Ltd which has contracted with Singapore Exchange Limited ("SGX") to calculate, manage and administrate the Index. "SGX" and its related stylized mark(s) have been licensed for use by Cboe Australia. Neither SGX nor any of its affiliates sponsor and promote the Index and none shall be liable for any errors or omissions in calculated the Index.

Cboe® and LiveVol® are registered trademarks of Cboe Options Exchange (Cboe). © 2025 Cboe Exchange, Inc. All rights reserved.